


Job No.: JKR0228
 Route: VARIOUS
 County: RAY

JOB SPECIAL PROVISIONS TABLE OF CONTENTS

(Job Special Provisions shall prevail over General Provisions whenever in conflict therewith.)

A.	General – State JSP-09-03H	1
B.	Contract Liquidated Damages	1
C.	Work Zone Traffic Management	2
D.	Emergency Provisions and Incident Management	4
E.	Project Contact for Contractor/Bidder Questions	5
F.	Project Details and Quantities	5
G.	Supplemental Revisions JSP-18-01V	16
H.	Contractor Quality Control for Plant Mix Bituminous Surface Leveling NJSP-15-21A	32
I.	Flagging Procedure for Two-Lane Roadways (3-2-1 Cone Procedure) NJSP-17-03A	34
J.	Pilot Car in Use – Wait and Follow Sign NJSP-1803	36
K.	Bridge End Transitions	37
L.	Pavement Marking Log	37
M.	Multi-Year, Multi-Location Project – Special Requirements NJSP-22-02	38
N.	Permanent Aggregate Edge Treatment NJSP-15-40B	39
O.	Special Provisions for Protection of Norfolk Southern Railway Interest	39
P.	Special Provisions For Protection Of BNSF Railway Company Interests	60

 <p>HEATHER R. BARROWS NUMBER PE-2016040670</p> <p><i>Heather R. Barrows</i></p> <p>06/23/2022 10:43:08 AM HEATHER R. BARROWS - CIVIL MO-PE-2016040670</p>	MISSOURI HIGHWAYS AND TRANSPORTATION COMMISSION 105 W. CAPITOL AVE. JEFFERSON CITY, MO 65102 Phone 1-888-275-6636
	If a seal is present on this sheet, JSP's have been electronically sealed and dated.
	JOB NUMBER: JKR0228 RAY COUNTY, MO DATE PREPARED: 6/16/2022
	ADDENDUM DATE:
Only the following items of the Job Special Provisions (Roadway) are authenticated by this seal: ALL	

Job No.: JKR0228
Route: VARIOUS
County: RAY

JOB
SPECIAL PROVISION

A. General – State JSP-09-03H

1.0 Description. The Federal Government is not participating in the cost of construction of this project.

1.1 This contract requires payment of the prevailing hourly rate of wages for each craft or type of worker required to execute the contract as determined by the Missouri Department of Labor and Industrial Relations. The current State Wage Rates can be found on the Missouri Department of Transportation web page at www.modot.org under "Doing Business with MoDOT", "Contractor Resources" for the applicable bid opening. This supplemental bidding document has important legal consequences. It shall be conclusively presumed that they are in the bidder's possession, and they have been reviewed and used by the bidder in the preparation of any bid submitted on this project.

State Wage Rates

1.2 The following documents are available on the Missouri Department of Transportation web page at www.modot.org under "Doing Business with MoDOT"; "Standards and Specifications". The effective version shall be determined by the letting date of the project.

General Provisions & Supplemental Specifications

Supplemental Plans to July 2022 Missouri Standard Plans
For Highway Construction

These supplemental bidding documents contain all current revisions to the published versions and have important legal consequences. It shall be conclusively presumed that they are in the bidder's possession, and they have been reviewed and used by the bidder in the preparation of any bid submitted on this project.

B. Contract Liquidated Damages

1.0 Description. Liquidated Damages for failure or delay in completing the work on time for this contract shall be in accordance with Sec 108.8. The liquidated damages include separate amounts for road user costs and contract administrative costs incurred by the Commission.

2.0 Period of Performance. Prosecution of work is expected to begin on the date specified below in accordance with Sec 108.2. Regardless of when the work is begun on this contract, all work shall be completed on or before the date specified below. Completion by this date shall be in accordance with the requirements of Sec 108.7.1.

Notice to Proceed: August 18, 2022
Completion Date: June 30, 2023

2.1 Calendar Days. The count of calendar days will begin on the date the contractor starts any construction operations on the project.

Job No.: JKR0228
Route: VARIOUS
County: RAY

Job No.	Calendar Days	Daily Road User Cost
JKR0228	N/A	\$1800

3.0 Liquidated Damages for Contract Administrative Costs. Should the contractor fail to complete the work on or before the completion date specified in Section 2.0, or within the number of calendar days specified in Section 2.1, whichever occurs first, the contractor will be charged contract administrative liquidated damages in accordance with Sec 108.8 in the amount of **\$1500** per calendar day for each calendar day, or partial day thereof, that the work is not fully completed. For projects in combination, these damages will be charged in full for failure to complete one or more projects within the above specified completion date or calendar days.

4.0 Liquidated Damages for Road User Costs. Should the contractor fail to complete the work on or before the completion date specified in Section 2.0, or within the number of calendar days specified in Section 2.1, whichever occurs first, the contractor will be charged road user costs in accordance with Sec 108.8 in the amount specified in Section 2.1 for each calendar day, or partial day thereof, that the work is not fully completed. These damages are in addition to the contract administrative damages and any other damages as specified elsewhere in this contract.

C. Work Zone Traffic Management

1.0 Description. Work zone traffic management shall be in accordance with applicable portions of Division 100 and Division 600 of the Standard Specifications, and specifically as follows.

1.1 Maintaining Work Zones and Work Zone Reviews. The Work Zone Specialist (WZS) shall maintain work zones in accordance with Sec 616.3.3 and as further stated herein. The WZS shall coordinate and implement any changes approved by the engineer. The WZS shall ensure all traffic control devices are maintained in accordance with Sec 616, the work zone is operated within the hours specified by the engineer, and will not deviate from the specified hours without prior approval of the engineer. The WZS is responsible to manage work zone delay in accordance with these project provisions. When requested by the engineer, the WZS shall submit a weekly report that includes a review of work zone operations for the week. The report shall identify any problems encountered and corrective actions taken. Work zones are subject to unannounced inspections by the engineer and other departmental staff to corroborate the validity of the WZS's review and may require immediate corrective measures and/or additional work zone monitoring.

1.2 Work Zone Deficiencies. Failure to make corrections on time may result in the engineer suspending work. The suspension will be non-excusable and non-compensable regardless if road user costs are being charged for closures.

2.0 Traffic Management Schedule.

2.1 Traffic management schedules shall be submitted to the engineer for review prior to the start of work and prior to any revisions to the traffic management schedule. The traffic management schedule shall include the proposed traffic control measures, the hours traffic control will be in place, and work hours.

2.2 The traffic management schedule shall conform to the limitations specified in Sec 616 regarding lane closures, traffic shifts, road closures and other width, height and weight restrictions.

2.3 The engineer shall be notified as soon as practical of any postponement due to weather, material or other circumstances.

2.4 In order to ensure minimal traffic interference, the contractor shall schedule lane closures for the absolute minimum amount of time required to complete the work. Lanes shall not be closed until material is available for continuous construction and the contractor is prepared to diligently pursue the work until the closed lane is opened to traffic.

2.5 Traffic Congestion. The contractor shall, upon approval of the engineer, take proactive measures to reduce traffic congestion in the work zone. The contractor shall immediately implement appropriate mitigation strategies whenever traffic congestion reaches an excess of 10 minutes to prevent congestion from escalating to 15 minute or above threshold. If disruption of the traffic flow occurs and traffic is backed up in queues of 15 minute delays or longer, then the contractor shall immediately review the construction operations which contributed directly to disruption of the traffic flow and make adjustments to the operations to prevent the queues from reoccurring. Traffic delays may be monitored by physical presence on site or by utilizing real-time travel data through the work zone that generate text and/or email notifications where available. The engineer monitoring the work zone may also notify the contractor of delays that require prompt mitigation. The contractor may work with the engineer to determine what other alternative solutions or time periods would be acceptable.

2.5.1 Traffic Safety.

2.5.1.1 Recurring Congestion. Where traffic queues routinely extend to within 1000 feet of the ROAD WORK AHEAD, or similar, sign on a divided highway or to within 500 feet of the ROAD WORK AHEAD, or similar, sign on an undivided highway, the contractor shall extend the advance warning area, as approved by the engineer.

2.5.1.2 Non-Recurring Congestion. When traffic queues extend to within 1000 feet of the ROAD WORK AHEAD, or similar, sign on a divided highway or to within 500 feet of the ROAD WORK AHEAD, or similar, sign on an undivided highway infrequently, the contractor shall deploy a means of providing advance warning of the traffic congestion, as approved by the engineer. The warning location shall be no less than 1000 feet and no more than 0.5 mile in advance of the end of the traffic queue on divided highways and no less than 500 feet and no more than 0.5 mile in advance of the end of the traffic queue on undivided highways.

3.0 Work Hour Restrictions.

3.1 Except for emergency work, as determined by the engineer, and long term lane closures required by project phasing, all lanes shall be scheduled to be open to traffic during the five major holiday periods shown below, from 12:00 noon on the last working day preceding the holiday until 6:00 a.m. on the first working day subsequent to the holiday unless otherwise approved by the engineer.

- Memorial Day
- Labor Day
- Thanksgiving
- Christmas
- New Year's Day

3.1.1 Independence Day. The lane restrictions specified in Section 3.1 shall also apply to Independence Day, except that the restricted periods shall be as follows:

12:00 noon June 30, 2023 – 6:00 a.m. July 5, 2023
12:00 noon July 3, 2024 – 6:00 a.m. July 5, 2024

3.2 The contractor shall not perform any construction operation on the roadbed including the hauling of material within the project limits, during restricted periods, holiday periods or other special events specified in the contract documents.

4.0 Detours and Lane Closures.

4.1 When a changeable message sign (CMS) is provided, the contractor shall use the CMS to notify motorists of future traffic disruption and possible traffic delays one week before traffic is shifted to a detour or prior to lane closures. The CMS shall be installed at a location as approved or directed by the engineer. If a CMS with Communication Interface is required, then the CMS shall be capable of communication prior to installation on right of way. All messages planned for use in the work zone shall be approved and authorized by the engineer or its designee prior to deployment. When permanent dynamic message signs (DMS) owned and operated by MoDOT are located near the project, they may also be used to provide warning and information for the work zone. Permanent DMS shall be operated by the TMC, and any messages planned for use on DMS shall be approved and authorized by the TMC at least 72 hours in advance of the work.

4.2 At least one lane of traffic in each direction shall be maintained at all times except for brief intervals of time required when the movement of the contractor’s equipment will seriously hinder the safe movement of traffic. Periods during which the contractor will be allowed to interrupt traffic will be designated by the engineer.

5.0 Basis of Payment. No direct payment will be made to the contractor to recover the cost of equipment, labor, materials, or time required to fulfill the above provisions, unless specified elsewhere in the contract document. All authorized changes in the traffic control plan shall be provided for as specified in Sec 616. Traffic Control quantities are set up for one route. Any additional setups for will be paid for by the contractor.

D. Emergency Provisions and Incident Management

1.0 The contractor shall have communication equipment on the construction site or immediate access to other communication systems to request assistance from law enforcement or other emergency agencies for incident management. In case of traffic accidents or the need for law enforcement to direct or restore traffic flow through the job site, the contractor shall notify law enforcement or other emergency agencies immediately as needed. The area engineer's office shall also be notified when the contractor requests emergency assistance.

2.0 In addition to the 911 emergency telephone number for ambulance, fire or law enforcement services, the following agencies may also be notified for accident or emergency situation within the project limits.

Missouri Highway Patrol 816-622-0800		
City of Richmond	City of Orrick	City of Lawson
Fire: 816-776-2115	Fire: 816-496-3902	Fire: 816-580-3903
Police: 816-776-3575	Police: 816-496-5500	Police: 816-580-7210

Job No.: JKR0228
Route: VARIOUS
County: RAY

Ray County Sheriff 816-290-5323

2.1 This list is not all inclusive. Notification of the need for wrecker or tow truck services will remain the responsibility of the appropriate law enforcement agency.

2.2 The contractor shall notify law enforcement and emergency agencies before the start of construction to request their cooperation and to provide coordination of services when emergencies arise during the construction at the project site. When the contractor completes this notification with law enforcement and emergency agencies, a report shall be furnished to the engineer on the status of incident management.

3.0 No direct pay will be made to the contractor to recover the cost of the communication equipment, labor, materials or time required to fulfill the above provisions.

E. Project Contact for Contractor/Bidder Questions

All questions concerning this project during the bidding process shall be forwarded to the project contact listed below.

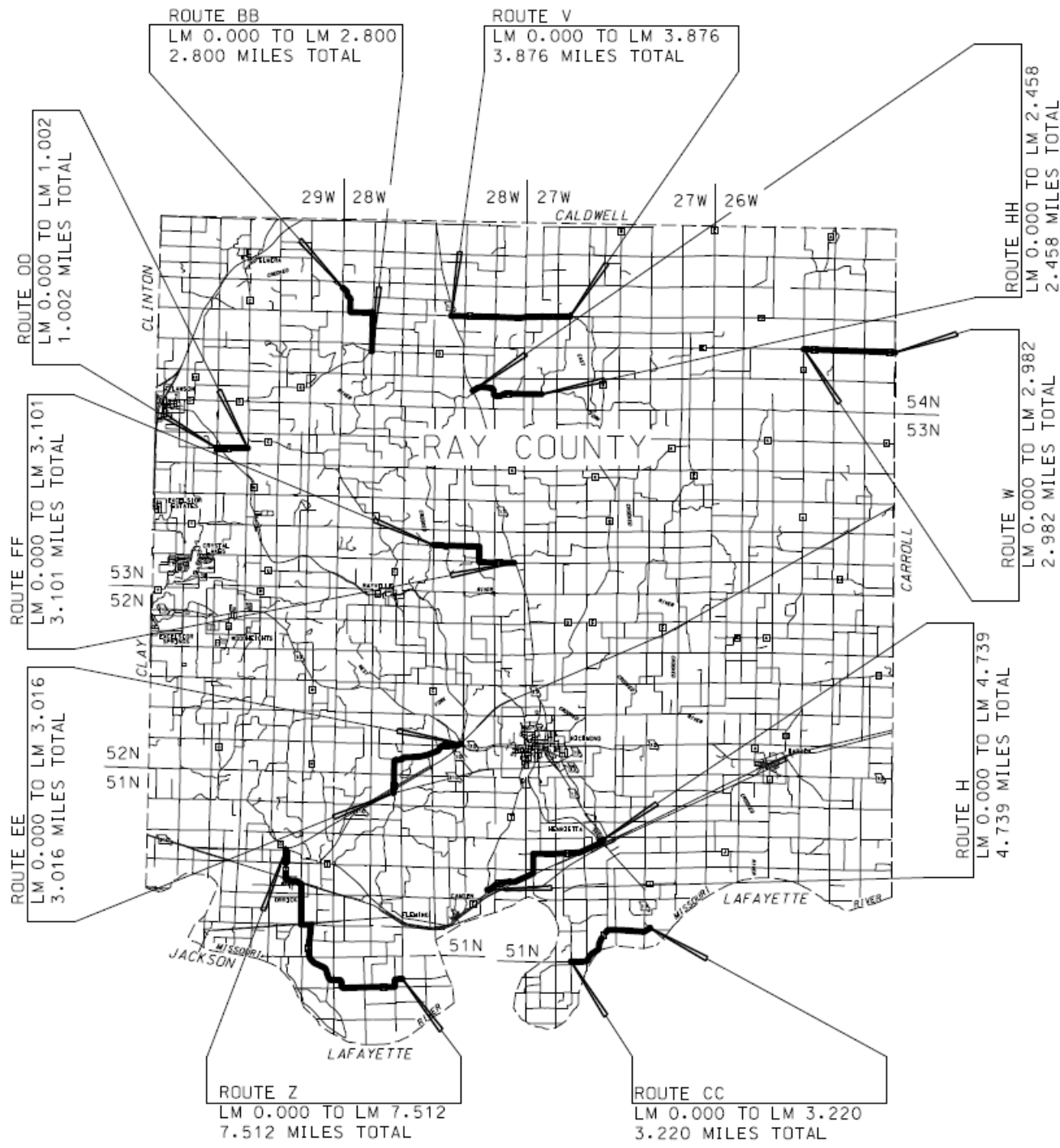
Heather Barrows, Project Contact
Kansas City District
600 NE Colbern Road
Lee's Summit, MO 64086

Telephone Number: 816-607-2209
Email: Heather.Barrows@modot.mo.gov

All questions concerning the bid document preparation can be directed to the Central Office – Design at (573) 751-2876.

F. Project Details and Quantities

1.0 Description. This project consists of applying a plant mix bituminous pavement (surface leveling) as described here in. The project limits and total length of pavement limits are shown in the sketch below:



Pavement will not be placed at the following exception locations listed below:

Job No.: JKR0228
Route: VARIOUS
County: RAY

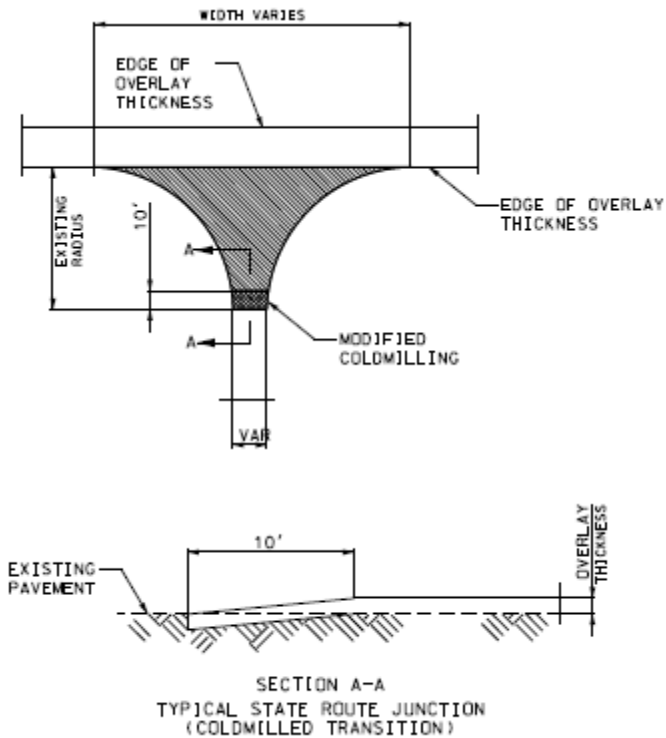
EXCEPTIONS			
APPROX. LOG MILE		Length (FT)	COMMENTS/BRIDGE NUMBERS
FROM	TO		
ROUTE BB			
1.592	1.614	116.16	BRIDGE #B0316
ROUTE EE			
2.883	2.911	147.84	BRIDGE #A7689
ROUTE FF			
0.934	0.962	147.84	BRIDGE #B0323
ROUTE H			
4.402	4.43	147.84	BRIDGE #A0525
ROUTE V			
1.62	1.719	522.72	BRIDGE #A8718
ROUTE Z			
0.479	0.481	12	RAILROAD
2.038	2.058	105.6	BRIDGE #A1773
2.336	2.338	12	RAILROAD
	TOTAL	1212.00	

2.0 Mix and Pavement Transitions.

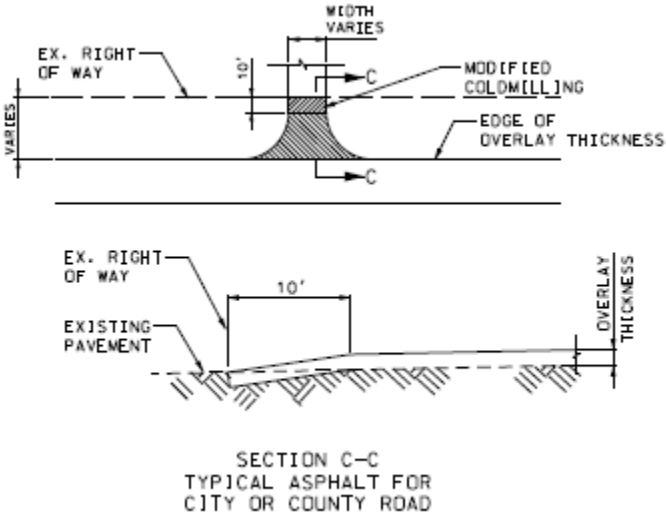
2.1 1" Plant Mix Bituminous Surface PG 64-22 pavement shall be placed the entire width of the lanes, one pass per lane with no superelevation correction. Tack coat shall be applied at the rate of 0.08 gal/yd² the entire width of the travelway for the length of the pavement limits.

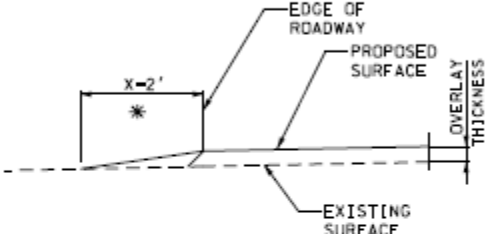
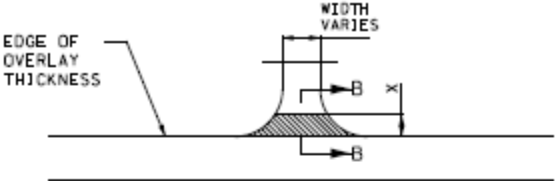
2.2 Depth transitions when beginning and ending at a state route shall be coldmilled at the rate of 1" in 25'. When beginning or ending mid-route, including exceptions, shall be coldmilled at the rate of 1" in 50'.

2.3 Coldmilling and pavement tapers at intersecting state routes will vary. See quantities for the approximate paved approach and coldmilling areas (see transition area details below).

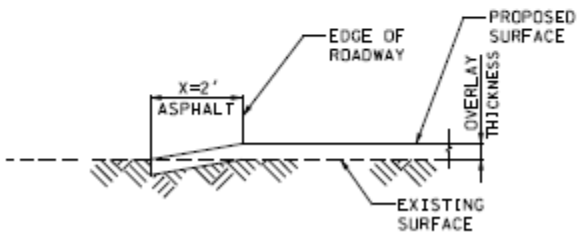


2.4 The bituminous pavement shall be coldmill or tapered at entrances and non-state routes (see pavement taper details below).



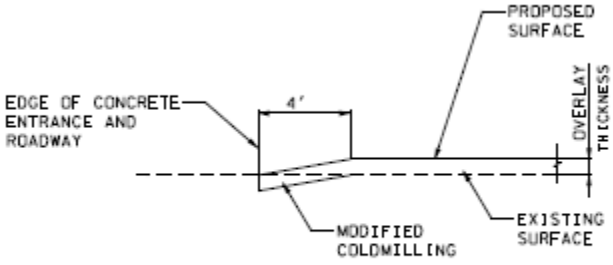
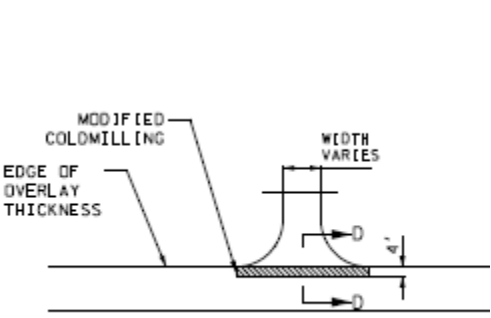


SECTION B-B
 TYPICAL GRAVEL ENTRANCE
 (FIELD, PRIVATE OR COUNTY ROAD)
 * TAPER AT 1:1 FOR FIELD ENTRANCE



SECTION B-B
 TYPICAL ASPHALT ENTRANCE

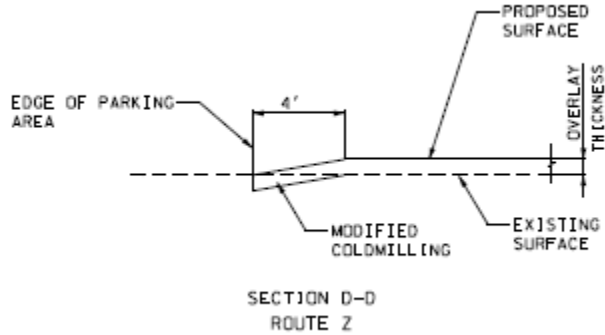
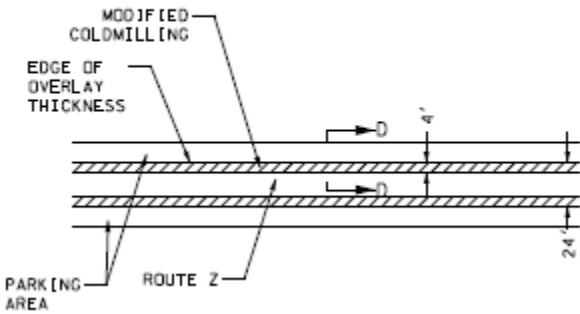
2.5 The bituminous pavement shall be edge coldmill for concrete entrances or non-state routes (see pavement taper details below).



SECTION D-D
 TYPICAL CONCRETE ENTRANCE

2.6 The bituminous pavement for Route Z from Log Mile 0.519 to Log Mile 1.020 shall be edge coldmill (see pavement taper details below).

Job No.: JKR0228
Route: VARIOUS
County: RAY



3.0 Pavement and Coldmilling Quantities.

3.1 Pavment quantities are as follows:

Job No.: JKR0228
Route: VARIOUS
County: RAY

BITUMINOUS PAVEMENT MIXTURE PG64-22 SURFACE LEVELING									
APPROX. LOG MILE		ROUTE	LENGTH (MI)	AVERAGE WIDTH (FT)	1.983 TONS/CY 1/2" SCRATCH COURSE (TONS)	1.983 TONS/CY 1" SURFACE LEVELING (TONS)	0.08 GAL/SY TACK COAT (GAL)	2 TONS/CY PERMANENT AGREGATE EDGE TREATMENT (TONS)	REMARKS
FROM	TO								
ROUTE BB									
0	1.592	BB NB	1.59	20		1048.5	1492	622	INCLUDES RADIUS AT RT D
1.592	1.614								BRIDGE #B0316 EXCEPTION
1.614	2.8	BB NB	1.19	20		769.1	1117	465	
		BB NB						34	ENTRANCES/CROSSROADS
		BB NB						1	END OF ROUTE, 10' GRAVEL TRANSITION
		BB NB				454.4			25% IRREGULARITIES
SUBTOTAL					0.0	2272.0	2609	1122	
ROUTE BB SUBTOTAL						2272.0	2609	1122	
ROUTE CC									
0	3.22	CC WB	3.22	19.5		2038.1	2947	840	INCLUDES RADIUS AT 88TH ST
		CC WB						15	ENTRANCES/CROSSROADS
		CC WB						2	END OF ROUTE, 10' GRAVEL TRANSITION
		CC WB				509.5			25% IRREGULARITIES
SUBTOTAL					0.0	2547.6	2947	857	
ROUTE CC SUBTOTAL						2547.6	2947	857	
ROUTE EE									
0	0.336	EE SB	0.336	42		456.0	662	131	WIDTH CHANGES + SHOULDER
0.336	2.883	EE SB	2.547	22		1810.8	2630	996	
2.883	2.911								BRIDGE #A7689 EXCEPTION
2.911	3.016	EE SB	0.105	22		116.3	108	41	INCLUDES RADIUS AT ROUTE 210
		EE SB						34	ENTRANCES/CROSSROADS
		EE SB				595.8			25% IRREGULARITIES
SUBTOTAL					0.0	2978.8	3401	1203	
ROUTE EE SUBTOTAL						2978.8	3401	1203	
ROUTE FF									
0	0.934	FF WB	0.93	20	301.0	616.8	1746	364	INCLUDES RADIUS AT ROUTE 13
0.934	0.962								BRIDGE #B0323 EXCEPTION
0.962	3.101	FF WB	2.14	20	691.6	1383.1	4017	837	
		FF WB				16.8		15	ENTRANCES/CROSSROADS
		FF WB						3	END OF ROUTE, 10' GRAVEL TRANSITION
		FF WB				500.0			25% IRREGULARITIES
SUBTOTAL					992.6	2516.8	5763	1219	
ROUTE FF SUBTOTAL						3509.3	5763	1219	
ROUTE H									
0	4.402	H EB	4.4	22.5	1599.6	3232.2	9293	1721	INCLUDES RADIUS AT ROUTE T
4.402	4.43								BRIDGE #A0525 EXCEPTION
4.43	4.739	H EB	0.31	22.5	112.7	238.4	655	121	INCLUDES RADIUS AT LEXINGTON RD
		H EB				17.1		72	ENTRANCES/CROSSROADS
		H EB				867.6			25% IRREGULARITIES
SUBTOTAL					1712.3	4355.3	9948	1914.13	
ROUTE H SUBTOTAL						6067.6	9948	1914	

Job No.: JKR0228
Route: VARIOUS
County: RAY

BITUMINOUS PAVEMENT MIXTURE PG64-22 SURFACE LEVELING (CONT'D)									
APPROX. LOG MILE		ROUTE	LENGTH (MI)	AVERAGE WIDTH (FT)	1.983	1.983	0.08	2 TONS/CY	REMARKS
FROM	TO				TONS/CY 1/2" SCRATCH COURSE (TONS)	TONS/CY 1" SURFACE LEVELING (TONS)	GAL/SY TACK COAT (GAL)	PERMANENT AGREGATE EDGE TREATMENT (TONS)	
ROUTE V									
0	1.62	V EB	1.62	20	523.5	1063.9	3041	634	INCLUDES RADIUS AT ROUTE 13
1.62	1.719	V EB							BRIDGE #A8718 EXCEPTION
1.719	3.876	V EB	2.16	20	698.0	1396.0	4055	845	
		V EB				0.5		74	ENTRANCES/CROSSROADS
		V EB						3	END OF ROUTE, 10' GRAVEL TRANSITION
		V EB				615.0			25% IRREGULARITIES
SUBTOTAL					1221.5	3075.4	7096	1556	
ROUTE V SUBTOTAL					4296.9		7096	1556	
ROUTE W									
0	2.982	W EB	2.98	20		1949.4	2797	1166	INCLUDES RADIUS AT ROUTE A
		W EB				0.4		31	ENTRANCES/CROSSROADS
		W EB				487.4			25% IRREGULARITIES
SUBTOTAL					0.0	2437.2	2797	1197	
ROUTE W SUBTOTAL					2437.2		2797	1197	
ROUTE HH									
0	2.458	HH EB	2.458	20	794.3	1594.0	4614	961	INCLUDES RADIUS AT ROUTE 13
		HH EB				7.7		32	ENTRANCES/CROSSROADS
		HH EB						1	END OF ROUTE, 10' GRAVEL TRANSITION
		HH EB				398.5			25% IRREGULARITIES
SUBTOTAL					794.3	2000.2	4614	994	
ROUTE HH SUBTOTAL					2794.5		4614	994	
ROUTE OO									
0	1.002	OO WB	1.002	20		662.4	941	392	INCLUDES RADIUS AT ROUTE M
		OO WB				11		3	ENTRANCES/CROSSROADS
		OO WB						3	END OF ROUTE, 10' GRAVEL TRANSITION
		OO EB				165.6			25% IRREGULARITIES
SUBTOTAL					0.0	839.0	941	398	
ROUTE OO SUBTOTAL					839.0		941	398	
ROUTE Z									
0	0.48	Z SB	0.48	22		366.7	496	188	INCLUDES RADIUS AT ROUTE 210
0.479	0.481	Z SB	0.002						RAILROAD EXCEPTION
0.48	1.018	Z SB	0.538	24		417.3	607	210	WIDTH CHANGES
1.018	2.038	Z SB	1.02	22		725.2	1054	399	
2.038	2.058	Z SB	0.02						BRIDGE #A1773 EXCEPTION
2.058	2.337	Z SB	0.279	22		198.4	289	109	
2.336	2.338	Z SB	0.002						RAILROAD EXCEPTION
2.337	6.093	Z SB	3.756	21		2548.9	3702	1469	WIDTH CHANGES
6.093	7.512	Z SB	1.419	19		871.3	1266	555	
		Z SB				53.8		220	ENTRANCES/CROSSROADS
		Z SB						2	END OF ROUTE, 10' GRAVEL TRANSITION
SUBTOTAL					0.0	6463.5	7414.0	3152.2	
ROUTE Z SUBTOTAL					6463.5		7414	3152	
TOTALS					34206.4	47530	13612		
USE					34206.4	47530	13612		

3.2 Coldmilling Quantities are as follows:

MODIFIED COLDMILLING (DEPTH TRANSITIONS)						
APPROX LOG MILE		ROUTE	LENGTH (FT)	AVERAGE WIDTH (FT)	QUANTITY (SY)	REMARKS
FROM	TO					
ROUTE BB						
0	0.009	BB NB	25	120	333	BEGINNING INTERSECTION W/ D
1.583	1.592	BB NB	50	20	111	BRIDGE #B0316
1.614	1.623	BB NB	50	20	111	BRIDGE #B0316
2.791	2.8	BB NB	0	20	0	END OF ROUTE - GRAVEL
ROUTE BB SUBTOTAL					555	
ROUTE CC						
0	0.009	CC WB	25	80	222	BEGINNING INTERSECTION W/ 88TH ST
3.211	3.22	CC WB	0	120	0	END OF ROUTE - GRAVEL
ROUTE CC SUBTOTAL					222	
ROUTE EE						
0	0.009	EE SB	25	24	67	BEGINNING INTERSECTION W/ 10
2.871	2.88	EE SB	50	20	111	BRIDGE #A7689
2.911	2.92	EE SB	50	20	111	BRIDGE #A7689
3.007	3.016	EE SB	25	140	389	EOR AT 210
0.222	0.222	EE SB	4	60	27	104TH ST
1.601	1.601	EE SB	4	67	30	SCHWARZ LN
1.74	1.74	EE SB	4	55	24	SCHWARZ LN
ROUTE EE SUBTOTAL					759	
ROUTE FF						
0	0.009	FF WB	25	70	194	START OF ROUTE
0.925	0.934	FF WB	50	20	111	BRIDGE #B0323
0.962	0.971	FF WB	50	20	111	BRIDGE #B0323
3.092	3.101	FF WB	0	45	0	END OF ROUTE - GRAVEL
1.563	1.563	FF WB	10	18	20	HOLMAN RD
1.626	1.626	FF WB	10	18	20	HOLMAN RD
ROUTE FF SUBTOTAL					456	
ROUTE H						
0	0.009	H EB	25	210	583	START OF ROUTE
4.397	4.402	H EB	50	22.5	125	BRIDGE #A0525
4.43	4.439	H EB	50	22.5	125	BRIDGE #A0525
4.73	4.739	H EB	25	100	278	END OF ROUTE
2.24	2.24	H EB	4	100	44	76TH ST
4.541	4.541	H EB	10	25	28	W 3RD ST
4.679	4.679	H EB	10	20	22	MAIN ST
4.679	4.679	H EB	10	20	22	MAIN ST
0.02	0.02	H EB	4	40	18	DRIVEWAY
0.02	0.02	H EB	4	40	18	DRIVEWAY
ROUTE H SUBTOTAL					1263	

Job No.: JKR0228
Route: VARIOUS
County: RAY

MODIFIED COLDMILLING (DEPTH TRANSITIONS) (CONT'D)						
APPROX LOG MILE		ROUTE	LENGTH (FT)	AVERAGE WIDTH (FT)	QUANTITY (SY)	REMARKS
FROM	TO					
ROUTE V						
0	0.01	V EB	25	70	194	START OF ROUTE
1.611	1.62	V EB	50	20	111	BRIDGE #A8718
1.719	1.73	V EB	50	20	111	BRIDGE #A8718
3.867	3.88	V EB	0	20	0	END OF ROUTE - GRAVEL
1.139	1.14	V EB	2	40	9	DRIVEWAY
ROUTE V SUBTOTAL					425	
ROUTE W						
0	0.01	W EB	25	110	306	START OF ROUTE
2.973	2.98	W EB	25	20	56	END OF ROUTE
0.539	0.54	W EB	2	35	8	DRIVEWAY
ROUTE W SUBTOTAL					370	
ROUTE HH						
0	0.01	HH EB	25	86	239	START OF ROUTE
1.139	1.14	HH EB	4	89	40	DRIVEWAY
ROUTE HH SUBTOTAL					279	
ROUTE OO						
0	0.03	OO WB	25	75	208	START OF ROUTE
0.722	0.72	OO WB	2	25	6	DRIVEWAY
0.942	0.94	OO WB	2	30	7	DRIVEWAY
1.002	1	OO WB	2	55	12	DRIVEWAY
ROUTE OO SUBTOTAL					233	
ROUTE Z						
0	0.02	Z SB	10	24	27	START OF ROUTE W/ 210
0.074	0.09	Z SB	4	73	32	DRIVEWAY
0.127	0.15	Z SB	4	135	60	DRIVEWAY
0.189	0.21	Z SB	4	120	53	DRIVEWAY
0.435	0.45	Z SB	10	18	20	HORTENSE AVE
0.47	0.48	Z SB	50	22	122	RAILROAD TRACKS/FRONT STREET
0.481	0.49	Z SB	50	22	122	RAILROAD TRACKS/FRONT STREET
0.519	1.02	Z SB	2635	4	1171	PAVED PARKING EDGE MILL RT SIDE
0.579	0.96	Z SB	2001	4	889	PAVED PARKING EDGE MILL LT SIDE
1.07	1.09	Z SB	10	23	26	ELM ST
1.117	1.12	Z SB	10	18	20	FLORA ST
1.118	1.12	Z SB	4	35	16	DRIVEWAY
1.14	1.14	Z SB	2	20	4	DRIVEWAY
1.159	1.16	Z SB	4	22	10	DRIVEWAY
1.177	1.18	Z SB	4	40	18	DRIVEWAY
1.178	1.18	Z SB	2	30	7	DRIVEWAY
1.258	1.26	Z SB	2	30	7	DRIVEWAY
1.318	1.32	Z SB	2	30	7	DRIVEWAY
1.357	1.36	Z SB	4	40	18	DRIVEWAY
1.359	1.36	Z SB	2	22	5	DRIVEWAY
1.376	1.39	Z SB	10	18	20	AGNES ST
1.396	1.4	Z SB	4	40	18	DRIVEWAY
1.417	1.42	Z SB	4	35	16	DRIVEWAY
1.898	1.9	Z SB	2	28	6	DRIVEWAY
1.998	2	Z SB	2	35	8	DRIVEWAY
2.018	2.04	Z SB	50	22	122	BRIDGE #A1773
2.058	2.08	Z SB	50	22	122	BRIDGE #A1773
2.327	2.34	Z SB	50	22	122	RAILROAD TRACKS/CENTENNIAL ROAD
2.338	2.35	Z SB	50	21	117	RAILROAD TRACKS/CENTENNIAL ROAD
2.621	2.62	Z SB	10	20	22	W 56TH ST
ROUTE Z SUBTOTAL					3207	
TOTALS					7769	
USE					7769	

4.0 Temporary Traffic Control Plans. See [Standard Plans 616.20](#) for standard temporary traffic control requirements.

4.1 Construction sign descriptions and quantities are as follows:

CONSTRUCTION SIGNING						
SIGN NO.	SIGN	SIZE (in.)	AREA (FT.2)	QTY.	TOTAL AREA	DESCRIPTION
1*	GO20-1	60 X 24	10	2	20	ROAD WORK NEXT XX MILES & XX MILES
2**	WO20-1	48 X 48	16	16	256	ROAD WORK AHEAD
7	WO20-4	48 X 48	16	6	96	ONE LANE ROAD AHEAD
8	WO20-7a	48 X 48	16	16	256	FLAGGER (SYMBOL) WITH FLAGS
11	WO3-4	48 X 48	16	12	192	BE PREPARED TO STOP
26	GO20-2	48 X 24	8	2	16	END ROAD WORK
35	WO8-12	48 X 48	16	8	128	NO CENTER LINE
36	WO8-11	48 X 48	16	16	256	UNEVEN LANES
53	GO20-4	36 X 18	4.5	2	9	PILOT CAR FOLLOW ME
56	CONST-7	48 X 24	8	2	16	RATE OUR WORK ZONE
58	GO20-4a	42 X 30	8.75		0	PILOT CAR IN USE WAIT & FOLLOW
58	GO20-4a	18 X 12	1.5	12	18	PILOT CAR IN USE WAIT & FOLLOW
59	CONST-8	48 X 36	12	2	24	WORK ZONE NO PHONE ZONE
60	SPECIAL	18 X 12	1.5	34	51	PILOT CAR IN USE WAIT & FOLLOW
	GO22-1	21 X 15	2.19	4	9	WET PAINT (ARROW PIVOTS)
	WO8--17	48 X 48	16.00	16	256	SHOULDER DROP-OFF (SYMBOL)
	WO8-17P	30 X 24	5.00	16	80	SHOULDER DROP-OFF (PLAQUE)
616-10.5 CONSTRUCTION SIGNS TOTAL					1683	
USE					1683	
* - IF LESS THAN TWO (2) MILES, DELETE SIGN NO. 1.						
** - ADDITIONAL SIGN NO. 2 USED AS SHOWN ON TRAFFIC CONTROL SHEET 3 OF 5 AND AS DIRECTED BY ENGINEER.						
REFER TO STANDARD PLAN 616.10 AND 903.03 FOR SIGN AND SIGN MOUNTING REQUIREMENTS.						
REFER TO STANDARD PLAN 619.10 FOR SIGN PLACEMENT OF WO8-17 AND WO8-17P						

4.2 Traffic Control Devices and Mobilization are as follows:

ITEM NO.	QTY.	DESCRIPTION
616-10.25	285	CHANNELIZERS (TRIM-LINE)
612-30.00A	2	TRUCK OR TRAILER MOUNTED ATTENUATOR (TMA)
618-10.00	LUMP SUM	MOBILIZATION

5.0 Pavement Marking. Pavement marking quantities are as follows:

STANDARD WATERBORNE PAVEMENT MARKING PAINT, TYPE P BEADS						
APPROX. LOG MILE		ROUTE	LENGTH (FT)	4" INT.	4" SOLID	REMARKS
FROM	TO			YELLOW LF	YELLOW LF	
0	2.800	BB	11616	527	29568	
0	3.220	CC	17002	2665	17546	
0	3.016	EE	15924	660	29209	
0	3.101	FF	16373	2187	22419	
0	4.739	H	25022	3320	29478	
0	3.876	V	20465	1530	33560	
0	2.982	W EB	15745	2231	20455	
0	7.512	Z SB	39643	6282	38629	
0	1.002	OO WB	5291	381	8955	
0	2.458	HH EB	12979	449	21416	
			TOTALS	20232	251235	
			USE	271,467		

NOTE: TEMPORARY AND PERMANENT PAVEMENT MARKING SHALL BE IN ACCORDANCE WITH 620.10.

PAVEMENT MARKING - PREFORMED THERMOPLASTIC PAVEMENT MARKING				
ROUTE	LOG MILE SB	24" WHITE STOP BAR LIN FT	RAILROAD CROSSING EACH	REMARKS
Z	0.479	10	1	RAILROAD
Z	0.481	10	1	RAILROAD
Z	2.336	10	1	RAILROAD
Z	2.338	10	1	RAILROAD
PAY TOTAL		40	4	

G. Supplemental Revisions JSP-18-01V

Compliance with [2 CFR 200.216 – Prohibition on Certain Telecommunications and Video Surveillance Services or Equipment.](#)

The Missouri Highways and Transportation Commission shall not enter into a contract (or extend or renew a contract) using federal funds to procure or obtain equipment, services, or systems that uses covered telecommunications equipment or services as substantial or as critical technology as part of any system where the video surveillance and telecommunications equipment was produced by Huawei Technologies Company, ZTE Corporation, Hytera Communications Corporation, Hangzhou Hikvision Digital Technology Company, or Dahua Technology Company (or any subsidiary or affiliate of such entities).

Stormwater Compliance Requirements

1.0 Description. This provision requires the contractor to provide a Water Pollution Control Manager (WPCM) for any project that includes land disturbance on the project site and the total area of land disturbance, both on the project site, and all Off-site support areas, is one (1) acre or more. Regardless of the area of Off-site disturbance, if no land disturbance occurs on the project site, these provisions do not apply. When a WPCM is required, all sections within this provision shall be applicable, including assessment of specified Liquidated Damages for failure to correct Stormwater Deficiencies, as specified herein. This provision is in addition to any other stormwater, environmental, and land disturbance requirements specified elsewhere in the contract.

1.1 Definitions. The project site is defined as all areas designated on the plans, including temporary and permanent easements. The project site is equivalent to the “permitted site”, as defined in MoDOT’s State Operating Permit. An Off-site area is defined as any location off the project site the contractor utilizes for a dedicated project support function, such as, but not limited to, staging area, plant site, borrow area, or waste area.

1.2 Reporting of Off-Site Land Disturbance. If the project includes any planned land disturbance on the project site, prior to the start of work, the contractor shall submit a written report to the engineer that discloses all Off-site support areas where land disturbance is planned, the total acreage of anticipated land disturbance on those sites, and the land disturbance permit number(s). Upon request by the engineer, the contractor shall submit a copy of its land disturbance permit(s) for Off-site locations. Based on the total acreage of land disturbance, both on and Off-site, the engineer shall determine if these Stormwater Compliance Requirements shall apply. The Contractor shall immediately report any changes to the planned area of Off-site land disturbance. The Contractor is responsible for obtaining its own separate land disturbance permit for Off-site areas.

2.0 Water Pollution Control Manager (WPCM). The Contractor shall designate a competent person to serve as the Water Pollution Control Manager (WPCM) for projects meeting the description in Section 1.0. The Contractor shall ensure the WPCM completes all duties listed in Section 2.1.

2.1 Duties of the WPCM:

- (a) Be familiar with the stormwater requirements including the current MoDOT State Operating Permit for construction stormwater discharges/land disturbance activities; MoDOT’s statewide Stormwater Pollution Prevention Plan (SWPPP); the Corps of Engineers Section 404 Permit, when applicable; the project specific SWPPP, the Project’s Erosion & Sediment Control Plan; all applicable special provisions, specifications, and standard drawings; and this provision;
- (b) Successfully complete the MoDOT Stormwater Training Course within the last 4 years. The MoDOT Stormwater Training is a free online course available at MoDOT.org;

- (c) Attend the Pre-Activity Meeting for Grading and Land Disturbance and all subsequent Weekly Meetings in which grading activities are discussed;
- (d) Oversee and ensure all work is performed in accordance with the Project-specific SWPPP and all updates thereto, or as designated by the Engineer;
- (e) Review the project site for compliance with the Project SWPPP, as needed, from the start of any grading operations until final stabilization is achieved, and take necessary actions to correct any known deficiencies to prevent pollution of the waters of the state or adjacent property owners prior to the engineer's weekly inspections;
- (f) Review and acknowledge receipt of each MoDOT Inspection Report (Land Disturbance Inspection Record) for the Project within forty eight (48) hours of receiving the report and ensure that all Stormwater Deficiencies noted on the report are corrected as soon as possible, but no later than stated in Section 5.0.

3.0 Pre-Activity Meeting for Grading/Land Disturbance and Required Hold Point. A Pre-Activity meeting for grading/land disturbance shall be held prior to the start of any land disturbance operations. No land disturbance operations shall commence prior to the Pre-Activity meeting except work necessary to install perimeter controls and entrances. Discussion items at the pre-activity meeting shall include a review of the Project SWPPP, the planned order of grading operations, proposed areas of initial disturbance, identification of all necessary BMPs that shall be installed prior to commencement of grading operations, and any issues relating to compliance with the Stormwater requirements that could arise in the course of construction activity at the project.

3.1 Hold Point. Following the pre-activity meeting for grading/land disturbance and subsequent installation of the initial BMPs identified at the pre-activity meeting, a Hold Point shall occur prior to the start of any land disturbance operations to allow the engineer and WPCM the time needed to perform an on-site review of the installation of the BMPs to ensure compliance with the SWPPP is met. Land disturbance operations shall not begin until authorization is given by the engineer.

4.0 Inspection Reports. Weekly and post run-off inspections will be performed by the engineer and each Inspection Report (Land Disturbance Inspection Record) will be entered into a web-based Stormwater Compliance database. The WPCM will be granted access to this database and shall promptly review all reports, including any noted deficiencies, and shall acknowledge receipt of the report as required in Section 2.1 (f.).

5.0 Stormwater Deficiency Corrections. All stormwater deficiencies identified in the Inspection Report shall be corrected by the contractor within 7 days of the inspection date or any extended period granted by the engineer when weather or field conditions prohibit the corrective work. If the contractor does not initiate corrective measures within 5 calendar days of the inspection date or any extended period granted by the engineer, all work shall cease on the project except for work to correct these deficiencies, unless otherwise allowed by the engineer. All impact costs related to this halting of work, including, but not limited to stand-by time for equipment, shall be borne by the Contractor. Work shall not resume until the engineer approves the corrective work.

5.1 Liquidated Damages. If the Contractor fails to complete the correction of all Stormwater Deficiencies listed on the MoDOT Inspection Report within the specified time limit, the Commission will be damaged in various ways, including but not limited to, potential liability, required mitigation, environmental clean-up, fines and penalties. These damages are not reasonably capable of being computed or quantified. Therefore, the contractor will be charged with liquidated damages specified in

Job No.: JKR0228
Route: VARIOUS
County: RAY

the amount of \$2,000 per day for failure to correct one or more of the Stormwater Deficiencies listed on the Inspection Report within the specified time limit. In addition to the stipulated damages, the stoppage of work shall remain in effect until all corrections are complete.

6.0 Basis of Payment. No direct payment will be made for compliance with this provision.

Anti-Discrimination Against Israel Certification

By signing this contract, the Company certifies it is not currently engaged in and shall not, for the duration of the contract, engage in a boycott of goods or services from the State of Israel, companies doing business in or with Israel or authorized by, licensed by, or organized under the laws of the State of Israel, or persons or entities doing business in the State of Israel as defined by Section 34.600 RSMo. This certification shall not apply to contracts with a total potential value of less than One Hundred Thousand Dollars (\$100,000) or to contractors with fewer than ten (10) employees.

Ground Tire Rubber (GTR) Dry Process Modification of Bituminous Pavement Material

1.0 Description. This work shall consist of the dry process of adding ground tire rubber (GTR) to modify bituminous material to be used in highway construction. Existing GTR requirements in Section 1015 pertain to the wet process method of GTR modification that blends GTR with the asphalt binder (terminal blending or blending at HMA plant). The following requirements shall govern for dry process GTR modification. The dry process method adds GTR as a fine aggregate or mineral filler during mix production. All GTR modified asphalt mixtures shall be in accordance with Secs 401, 402, or 403 as specified in the contract; except as revised by this specification.

2.0 Materials. The contractor shall furnish a manufacturer's certification to the engineer for each shipment of GTR furnished stating the name of the manufacturer, the chemical composition, workability additives, and certifying that the GTR supplied is in accordance with this specification.

2.1 Product Approval. The GTR product shall contain a Trans-Polyoctenamer (TOR) added at 4.5 % of the weight of the crumb rubber or an engineered crumb rubber (ECR) workability additive that has proven performance in Missouri. Other GTR additives shall be demonstrated and proven prior to use such as a five-year field performance history in other states or performance on a federal or state-sanctioned accelerated loading facility.

2.2 General. GTR shall be produced from processing automobile or truck tires by ambient or cryogenic grinding methods. Heavy equipment tires, uncured or de-vulcanized rubber will not be permitted. GTR shall also meet the following material requirements:

Table 1 – GTR Material Properties		
Property	Test Method	Criteria
Specific Gravity	ASTM D1817	1.02 to 1.20
Metal Contaminates	ASTM D5603	≤ 0.01%
Fiber Content	ASTM D5603	≤ 0.5%
Moisture Content	ASTM D1509	≤ 1.0%*
Mineral Filler	AASHTO M17	≤ 4.0%

*Moisture content of the GTR shall not cause foaming when combined with asphalt binder and aggregate during mix production

2.3 Gradation. The GTR material prior to TOR or ECR workability additives shall meet the following gradation and shall be tested in accordance with ASTM D5603 and ASTM D5644.

Table 2 – GTR Gradation	
Sieve	Percent Passing by Weight
No. 20	100
No. 30	98-100
No. 40	50-70
No. 100	5-15

3.0 Delivery, Storage, and Handling. The GTR shall be supplied in moisture-proof packaging or other appropriate bulk containers. GTR shall be stored in a dry location protected from rain before use. Each bag or container shall be properly labeled with the manufacturer’s designation for the GTR and specific type, mesh size, weight and manufacturer’s batch or Lot designation.

4.0 Feeder System. Dry Process GTR shall be controlled with a feeder system using a proportioning device that is accurate to within ± 3 percent of the amount required. The system shall automatically adjust the feed rate to always maintain the material within this tolerance and shall have a convenient and accurate means of calibration. The system shall provide in-process monitoring, consisting of either a digital display of output or a printout of feed rate, in pounds per minute, to verify feed rate. The supply system shall report the feed in 1-pound increments using load cells that will enable the user to monitor the depletion of the GTR. Monitoring the system volumetrically will not be allowed. The feeder shall interlock with the aggregate weight system and asphalt binder pump to maintain correct mixture proportions at all production rates.

Flow indicators or sensing devices for the system shall be interlocked with the plant controls to interrupt mixture production if GTR introduction rate is not within ± 3 percent. This interlock will immediately notify the operator if GTR introduction rate exceeds introduction tolerances. All plant production will cease if the introduction rate is not brought back within tolerance after 30 seconds. When the interlock system interrupts production and the plant has to be restarted, upon restarting operations; the modifier system shall run until a uniform feed can be observed on the output display. All mix produced prior to obtaining a uniform feed shall be rejected.

4.1 Batch Plants. GTR shall be added to aggregate in the weigh hopper. Mixing times shall be increased per GTR manufacturer recommendations

4.2 Drum Plants. The feeder system shall add GTR to aggregate and liquid binder during mixing and provide sufficient mixing time to produce a uniform mixture. The feeder system shall ensure GTR does not become entrained in the exhaust system of the drier or plant and is not exposed to the drier flame at any point after introduction.

5.0 Testing During Mixture Production. Testing of asphalt mixes containing GTR shall not begin until at least 30 minutes after production or per additive supplier's recommendation.

6.0 Construction Requirements. Mixes containing GTR shall have a target mixing temperature of 325 F or as directed by the GTR additive supplier. The additive supplier's recommendations shall be followed to allow for GTR binder absorption/reaction. This may include holding mix in the silo to allow time for binder to absorb into the GTR. Rolling operations may need to be modified.

7.0 Mix Design Test Method Modification. A formal mixing procedure from the additive supplier shall be provided to the contractor and engineer that details the proper sample preparation, including blending GTR with the binder or other additives. Samples shall be prepared and fabricated in accordance with this procedure by the engineer and contractor throughout the duration of the project.

8.0 Mix design Volumetrics. Mix design volumetric equations shall be modified as follows:

8.1 Additional virgin binder added to offset GTR absorption of binder shall be counted as part of the mix virgin binder

8.2 GTR shall be included as part of the aggregate when calculating VMA of the mix.

8.2.1 GTR SPG shall be 1.15

8.3 VMA shall be calculated as follows:

$$VMA = 100 - G_{mb} \left(\frac{P_s}{G_{sb}} + \frac{P_{GTR}}{G_{GTR}} \right)$$

where:

P_s = percent aggregate by total mixture weight

P_{GTR} = percent GTR by total mixture weight

G_{sb} = bulk specific gravity of the combined aggregate

G_{GTR} = GTR specific gravity

8.4 G_{se} shall be calculated as follows:

$$G_{se} = \frac{(100 - P_b - P_{GTR})}{\left(\frac{100}{G_{mm}} - \frac{P_b}{G_b} - \frac{P_{GTR}}{G_{GTR}} \right)}$$

8.5 P_{be} shall be calculated as follows:

$$P_{be} = P_b - \frac{P_{ba}}{100} * (P_s + P_{GTR})$$

9.0 Minimum GTR Amount. The minimum dosage rate for GTR shall be 5 % by weight of total binder for an acceptable one bump grade or 10 % by weight of total binder for an acceptable two bump grade as detailed in the following table. Varying percentage blends of GTR and approved additives may be used as approved by the engineer with proven performance and meeting the specified requirements of the contract grade.

Contract Binder Grade	Percent Effective Virgin Binder Replacement Limits	Required Virgin Binder Grade	Minimum GTR Dosage Rate
PG 76-22	0 - 20	PG 70-22	5 %
		PG 64-22	10 %
PG 70-22	0 - 30	PG 64-22	5 %
		PG 58-28	10 %
PG 64-22	0 - 40*	PG 58-28	5 %
		PG 52-34	10 %
PG 58-28	0 - 40*	PG 52-34	5 %

		PG 46-34	10 %
--	--	----------	------

* Reclaimed Asphalt Shingles (RAS) may be used when the contract grade is PG 64-22 or PG 58-28. RAS replacement shall follow the 2 x RAS criteria when calculating percent effective binder replacement in accordance Sec 401.

Delete Sec 107 in its entirety and substitute the following:

107.1 Laws to be Observed The contractor shall know, observe and comply with all federal and state laws, local laws, codes, ordinances, orders, decrees and regulations existing at the time of or enacted subsequent to the execution of the contract that in any manner affect the prosecution of the work, except as specified in the contract or as directed by the engineer. The Contractor shall also ensure that any subcontractor know, observe and comply with all federal and state laws, local laws, codes, ordinances, orders, decrees and regulations as outlined above. The contractor and surety shall indemnify and save harmless the State, the Commission, the Commission’s agents, employees and assigns from any claim or liability arising from or based on the violation of any such law, code, ordinance, regulation, order or decree, except any local regulations, decrees, orders, codes or ordinances directed by the contract.

107.1.1 Contract and Legal Inconsistency The engineer shall be notified immediately in writing if any discrepancy or inconsistency is discovered between the contract and any law, ordinance, regulation, order or decree.

107.1.2 Local Building and Zoning Codes or Ordinances The projects of the Commission are not typically subject to local building or zoning codes or ordinances. Therefore, the contractor usually need not obtain a local building or zoning permit or variance for work done exclusively as the Commission's contractor on the Commission's project and the Commission's right of way. Other local codes or ordinances may not apply to the Commission, and thus to the contractor as well. If any questions arise concerning whether the contractor shall comply with a local code, ordinance, decree or order of any type, the contractor shall advise the engineer of the problem immediately, for resolution by the engineer. This provision will not exempt the contractor from the requirement of thoroughly researching and determining, before submitting a bid on the contract and from complying with, all federal, state or local laws, regulations, codes, ordinances, decrees or orders that may apply to the contract work. The Commission will not be responsible for the contractor's failure to be informed before bidding as to the federal, state and local laws, regulations, codes, ordinances, decrees or orders that may govern the contract work, or for the contractor's failure to determine before bidding which of these do not govern the contract work.

107.1.3 Authentication of Certain Documents If plans, plats, detailed drawings or specifications for falsework, cofferdams or any other work are required to be submitted to the engineer, the documents shall be signed, sealed and stamped in accordance with the laws relating to the practice of architecture and professional engineering in the State of Missouri (Chapter 327, RSMo).

107.2 Permits, Licenses and Taxes Except as otherwise provided in the contract, the contractor shall procure all permits and licenses, shall pay all charges, fees and taxes, and shall give all notices necessary and incidental to the due and lawful prosecution of the work. No direct payment will be made for the cost of complying with this requirement.

107.3 Patented or Copyrighted Devices, Material and Processes. If the contractor is required or desires to use any design, device, material or process covered by letters, patent, copyright, service or trademark, the contractor shall arrange and provide for such use by suitable agreement with the patentee or owner, and a copy of the agreement may be required by the Commission. The contractor and surety shall indemnify and save harmless the State, the Commission, the Commission’s agents, employees and

assigns from any suits, claims or damages arising from the infringement upon or use of any patented, copyrighted or registered design, device, material, process or mark.

107.4 Safety and Sanitary Provisions The contractor shall at all times take necessary precautions to protect the life and health of all persons employed on the project or, who at the direction of the contractor are present on the right of way. The contractor shall be familiar with the latest accepted accident prevention methods and shall provide necessary safety devices and safeguards accordingly. The Commission will refuse to provide inspection services at plants or work sites where adequate safety measures are not provided and maintained.

107.4.1 Apparel. All workers within highway right of way shall wear approved ANSI/ISEA 107 Performance Class 2 or 3 safety apparel and more specifically as follows:

107.4.1.1 During daytime activities, flaggers shall wear a high visibility hard hat, safety glasses, a Performance Class 3 top OR a Performance Class 2 top, and safety footwear. Hard hats other than high visibility orange or green shall be covered with a high visibility covering.

107.4.1.2 During daytime activities, workers shall wear a hard hat, safety glasses, a Performance Class 3 top OR a Performance Class 2 top, and safety footwear.

107.4.1.3 During nighttime activities, flaggers shall wear a high visibility/reflective hard hat, safety glasses, a Performance Class 3 top AND Class E bottoms, OR Performance Class 2 top AND Class E bottoms, and safety footwear. Hard hats shall be reflective or covered with a high visibility covering.

107.4.1.4 During nighttime activities, workers shall wear a hard hat, safety glasses, a Performance Class 3 top OR Performance Class 2 top AND Class E bottoms, and safety footwear.

107.4.2 The contractor shall provide and maintain in a neat and sanitary condition, such accommodations for the use of employees as may be necessary to comply with the requirements and regulations of any agency having jurisdiction over public health and sanitation. The contractor shall permit no public or private nuisance.

107.4.3 All sanitary facilities and safety devices shall be furnished free to employees and no direct payment will be made for such facilities or devices.

107.5 Public Convenience and Safety The contractor shall conduct the work in a manner that will ensure, as far as practical, the least obstruction to traffic and shall provide for the convenience and safety of the general public and residents along and adjacent to the highway in an adequate and satisfactory manner.

107.5.1 Obstructions Prohibited Fire hydrants on and adjacent to the highway shall be kept accessible to firefighting apparatus at all times, and no obstruction shall be placed within 15 feet of any such hydrant. Footways, gutters, sewers, outlets, inlets and portions of highways adjoining the work under construction shall not be obstructed. Pavements over which hauling is performed shall be kept clean of spilled or tracked-on material at all times when in use by traffic.

107.5.2 Objects Potentially Affecting Navigable Airspace. The contractor shall comply with all federal regulations pertaining to constructing, erecting or installing any object, temporary or permanent, which could potentially affect navigable airspace.

Job No.: JKR0228
Route: VARIOUS
County: RAY

107.5.3 Material and Equipment. During construction hours, equipment, material and vehicles utilized in construction of the project will only be permitted on shoulders, medians or pavements where the locations are closed to traffic, properly signed and occupied by ongoing construction operations, unless otherwise approved by the engineer. Except in cases of emergency, construction equipment, material and vehicles will not be permitted on pavements or shoulders being utilized by traffic. If the contract specifies time periods the contractor will not be permitted to perform work, construction equipment or vehicles shall not enter or leave the construction area via the pavements handling traffic nor be operated on the pavements handling traffic within the construction area during the restricted time periods. During non-construction hours, construction equipment, material and vehicles will not be permitted within 30 feet of the edge of the pavement or shoulders carrying traffic unless the equipment, material and vehicles are located in a properly protected area, an off-site storage area or as otherwise directed by the engineer.

107.5.4 Distractions to the Traveling Public in Work Zones. In order to avoid distracting operators of vehicles traveling on the roadway, the Contractor and its sub-contractors shall not bring or display any signs, flags, logos, emblems, advertising, or any other communicative device on construction equipment that is large enough to be legible from the main traveled way of the highway in the work zone or on highway right of way. This prohibition does not apply to any sign, logo or emblem placed on Contractor equipment identifying the owner or manufacturer of the equipment or to any official highway signs approved by the Commission pursuant to 227.220 RSMo.

107.6 Bridges over Navigable Waters. All work on navigable waters shall be conducted such that free navigation of the waterways will not be interfered with and that existing navigable depths will not be impaired except as allowed by permit issued by the USCG or the USACE.

107.7 Use of Explosives. All blasting operations shall be conducted under the direct supervision of a licensed blaster as required by the Missouri Blasting Safety Act. When explosives are used in the prosecution of the work, the contractor shall use the utmost care to prevent bodily injury and property damage. The contractor shall be responsible for damage resulting from the use of explosives. The engineer will have the authority to suspend any unsafe blasting operation. The contractor shall be familiar and comply with the rules and regulations of any city, county, state or federal agency or any other agency that may have jurisdiction in the handling, loading, transporting, storage and use of explosives. All places used for explosives storage shall be marked clearly "DANGEROUS EXPLOSIVES".

107.7.1 Before beginning work, the contractor shall furnish the engineer letters of approval for the proposed operation from the appropriate regulating agencies. The contractor shall notify in writing the appropriate fire protection jurisdiction of the intent to store, transport or use explosives and shall provide proof of notice to the engineer. The contractor shall provide the engineer with copies of all permits, blasting logs and seismic monitoring data.

107.7.2 The contractor shall notify in advance each property owner, tenant and public utility company having structures or facilities close to the work of any intention to use explosives.

107.7.3 Removal of any item or material of any nature by blasting shall be done in such a manner and at such time as to avoid damage affecting the integrity of the design and to avoid damage to any new or existing structure, whether on Commission right of way or private property, included in or adjacent to the work. Unless the contract documents or the engineer restricts such operation, the contractor shall be responsible for determining a method of operation to ensure the desired results and the integrity of the completed work.

107.7.4 The contractor and surety shall indemnify and save harmless the State, the Commission, the Commission's agents, employees and assigns from any claim related to the possession, transportation, storage or use of explosives.

107.8 Preservation of Monuments and Artifacts.

107.8.1 Monuments. The contractor shall not disturb or damage any land monument or property landmark unless authorized by the engineer.

107.8.2 Human and Archaeological Remains. The contractor shall report to the engineer the discovery of human remains, artifacts, fossils and other items of historical, archaeological or geological significance discovered within the right of way during construction. Such items will remain in the Commission's custody and shall not be removed from the site unless directed by the engineer. The preservation and handling of such items shall be in accordance with [Sec 203.4.8](#).

107.9 Forest and Park Protection. Environmental and sanitary laws and regulations regarding the performance of work within or adjacent to state or national forests or parks shall be obeyed. The contractor shall keep the project site in an orderly condition, dispose of all refuse, obtain permits for the construction and maintenance of all construction camps, stores, warehouses, residences, latrines, cesspools, septic tanks and other structures in accordance with the regulations and instructions issued by the forest or park supervisor. The contractor shall require employees and subcontractors, independently, and at the request of forest officials, to prevent and suppress forest fires, and to notify a forest official of the location and extent of any fire.

107.10 Environmental Protection. The contractor shall comply with all federal, state and local laws and regulations controlling pollution of the environment. Pollution of streams, lakes, ponds and reservoirs with fuels, oils, bitumens, chemicals or other harmful material and pollution of the atmosphere from particulate and gaseous matter shall be avoided.

107.10.1 Fording of streams and fill for temporary work not specified on design plans will not be permitted unless the plan for such operation is authorized by the Corps of Engineers, meets the approval of the engineer, complies with the current MoDOT Pollution Plan and results in minimum siltation to the stream. Temporary stream crossings shall not be constructed unless specifically designated as a condition of the Corps of Engineers Section 404 permit or a permit is obtained, and the temporary stream crossing is in accordance with [Sec 806](#).

107.10.2 When work areas or pits are located in or adjacent to streams, the areas shall be separated from the main stream by a dike or barrier to keep sediment from entering the stream. Care shall be taken during the construction and removal of such barriers to minimize siltation of the stream.

107.10.3 Disposal of Portland cement concrete residue and wash water, water from aggregate washing, or other operations producing sediment laden runoff shall be treated in accordance with [Sec 806](#).

107.10.4 Oil distributors or tanker trucks used for the transport or application of any petroleum-based products, and that have a capacity greater than 1,320 gallons, shall not be left unattended on MoDOT right of way within the project limits during non-construction hours unless secondary containment is deployed as per the Spill Prevention Control and Countermeasure rule. Parking of these vehicles on MoDOT right of way outside of the project limits, or on any MoDOT owned property, shall not be allowed without the aforementioned secondary containment and prior authorization from the engineer.

107.11 Responsibility for Claims for Damage or Injury. The contractor and insurance company shall indemnify and save harmless the State, the Commission, the Commission's agents, employees and assigns from all claims or suits made or brought for bodily injury, death or property damage, arising from performance of the work to the extent of:

(a) The negligent acts or omissions of the contractor, subcontractors, suppliers or their respective officers, agents or employees.

(b) The creation or maintenance of a dangerous condition of or on the Commission's property or right of way, which condition occurred due to the acts or omissions of the contractor, subcontractors, suppliers or their respective officers, agents or employees or for which the contractor had knowledge of or could have had knowledge of the condition in time to warn of or repair said condition.

(c) The failure of the contractor, subcontractors, suppliers or their respective officers, agents or employees, to perform the work in accordance with the plans and specifications.

107.11.1 The contractor will not be required to defend, indemnify or hold harmless any other person, including the State, the Commission, or the Commission's agents, employees or assigns for any acts, omissions or negligence of other persons.

107.11.2 Neither the Commission nor the contractor, by execution of a contract, shall intend to or create a new or enlarge an existing cause of action in any third party. This provision shall not be interpreted to create any new liability that does not exist under the law, or to waive or extinguish any defense that either party to this contract or their respective agents and employees may have to an action or suit by a third party.

107.12 Contractor's Responsibility for Work From the earlier of the date of commencement of the work or the effective date of the notice to proceed, and until any work is accepted by the engineer, the work shall be in the custody and under the charge and care of the contractor. Issuance of a payment estimate on any part of the work done will not be considered as final acceptance of any work completed up to that time.

107.12.1 Damages to any portion of the work before the work is completed and accepted, caused by the action of the elements or from any other reason, shall be repaired or replaced at the contractor's expense. The contractor, at the contractor's option, may insure against any such damages. The Commission may, in its discretion, make such a payment, determined in accordance with [Sec 109.4](#), for damage to the work due to unforeseeable causes beyond the control of, and without fault or negligence on the part of the contractor, unless the contractor has been reimbursed for such damages by the contractor's insurer. Prior to reimbursement, the contractor shall furnish documentary evidence of all efforts to recover such repair costs.

107.12.2 The contractor shall immediately give written notice to the engineer of any pedestrian, worker and/or vehicular accident. The contractor may be directed by the engineer to repair permanent Commission facilities that have been damaged by events that are beyond the control of the contractor. Reimbursement will be provided by the Commission, determined in accordance with [Sec 109.4](#), for the actual direct cost of labor, equipment and material, exclusive of overhead, indirect or consequential costs of profit. The Commission may elect to make such repairs in lieu of the contractor.

107.13 General Insurance Requirements. The Contractor shall procure and maintain at the Contractor's expense until Final Acceptance of the project by the engineer, insurance for all damages and losses imposed by law and assumed under the contract, of the kinds and in the amounts specified in [Secs 107.13.1](#) through [107.13.8](#).

107.13.1 Sovereign Immunity Limits for Missouri Public Entities. The Contractor shall procure and maintain at least minimum insurance coverages to meet the sovereign immunity limits for Missouri public entities as calculated by the Missouri Department of Insurance and published annually in the Missouri Register pursuant to Section 537.610 RSMo., for Secs 107.13.2 through 107.13.5, unless specified otherwise for each type of insurance coverage. Each policy shall provide additional insured status for the Missouri Highways and Transportation Commission (Commission), the Missouri Department of Transportation (MoDOT) and its employees up to Missouri's sovereign immunity limits.

107.13.2 Commercial General Liability Insurance. The Contractor shall procure, and maintain during the term of the project, commercial general liability insurance with coverage at least as broad as Insurance Services Office (ISO) policy form CG 00 01. The general aggregate limit shall, by endorsement or otherwise, provide a designated aggregate limit solely for this project using ISO form CG 25 03 05 09 or an equivalent form. General liability policies shall be endorsed to add the Commission, MoDOT, and its employees as additional insureds (the "Additional Insureds") using Insurance Services Office forms CG 20 10 or the equivalent under such policy. For construction contracts, an endorsement providing completed operations coverage to the Additional Insureds, ISO form CG 20 37 or the equivalent, is also required. This form, CG 20 37, shall be endorsed on each subsequent commercial general liability policy issued to the Contractor for three (3) years after final acceptance of the project. The contractor could provide extended completed operations for specific project needs. Discontinued operations coverage shall be provided for three (3) years when applicable. Coverage shall not be reduced by insured versus insured exclusions or by explosion, collapse and underground (XCU) exclusions.

107.13.3 Commercial Automobile Liability Insurance. The Contractor shall procure and maintain automobile liability coverage at least as broad as ISO policy form CA 00 01 covering owned, hired, and non-owned autos. The policy shall include as insureds anyone liable for the conduct of an insured as described by policy provision or by endorsement added to the policy.

107.13.4 Contractor's Pollution Liability (CPL) Insurance. The Contractor performing excavation, remediation, hazardous materials removal, or any other work involving potential pollution arising from construction operations shall procure and maintain contractor's pollution liability insurance for liability arising out of sudden, accidental, and gradual pollution and remediation. The policy shall have minimum limits of \$1,000,000 and the Commission, MoDOT and its employees shall be endorsed as additional insureds under such policy. The policy shall provide coverage for the hauling of waste from the project site to the final disposal location, including non-owned disposal sites. Products/completed operations coverage for pollution liability insurance shall extend a minimum of three (3) years after final acceptance of the project. Coverage shall be included on behalf of the insured for covered claims arising out of the actions of independent contractors. If the insured is using subcontractors, the Policy must include work

Job No.: JKR0228
Route: VARIOUS
County: RAY

performed "by or on behalf" of the insured. Policy shall specifically provide for a duty to defend on the part of the insurer.

107.13.5 Aircraft Liability Insurance. If aircraft, including unmanned aircraft, will be used on the project, Contractor shall provide, or cause to be provided, aircraft liability insurance protecting against claims for damages resulting from such use in all cases where any aircraft that is owned, leased or chartered by any Contractor-Related Entity used on the Project. The policy shall have minimum limits of \$1,000,000 and the Commission, MoDOT and its employees shall be additional insureds on the policy by endorsement or policy provision. The use of any aircraft in performance of the Work, the aircraft crew, flight path and altitude, including landing of any aircraft on the Site or on any property owned by the Commission, MoDOT or other parties at interest, shall be subject to review and written acceptance by the Commission prior to any such usage. If any aircraft are leased or chartered with crew and/or pilot, evidence of non-owned aircraft liability insurance will be acceptable to meet these requirements but must be provided prior to use of the aircraft. For use of unmanned aircraft vehicles, the contractor may provide insurance either through an aircraft liability insurance policy, or by endorsement to the Contractor's commercial general liability insurance policy and excess liability policies. Use of unmanned aircraft must comply with all state and federal rules and regulations, including FAA requirements.

107.13.6 Excess or Umbrella Liability Insurance. The Contractor may satisfy the required limits for Secs 107.13.2 through 107.13.5 by use of excess or umbrella liability insurance policies in any combination that meets the contract limits requirements. Such policies shall include as insureds, the Missouri Highways and Transportation Commission (Commission), the Missouri Department of Transportation (MoDOT) and its employees.

107.13.7 Workers' Compensation Insurance. The Contractor shall provide evidence to the engineer that the Contractor has obtained workers' compensation insurance and employers liability insurance as required by the state or is exempt and provides proper documentation to the engineer. Coverage shall include all statutory workers' compensation benefits to Contractor employees who may sustain work-related injury, death or disease. If applicable, commensurate with the requirements of the U.S. Longshore and Harbor Workers' Compensation Act (USL&H) and the Jones Act, with a minimum limit of \$2,000,000 per occurrence and in the aggregate, or as may be specified by law, for each. The required insurance must be endorsed to include a waiver of subrogation in favor of the Commission, MoDOT and its employees.

107.13.8 Railroad Protective Liability Insurance. In addition to other forms of required insurance, the Contractor shall provide railroad protective liability insurance when any of the Contractor's work is to be performed within any railroad right of way and in some cases may be required when the project improvements are near a railroad right of way. The name or names of the railroad companies known to be in the vicinity of the contract improvements will be specified in each contract, but the contractor shall confirm the railroad companies impacted and the final insurance needed with each railroad. The minimum limits of the insurance indicated by each railroad to the Commission will be included in the contract bid documents for informational purposes, but the contractor shall be bound by each individual railroad company requirements. Each railroad agency has final determination in the content and coverage limits of the policies

Job No.: JKR0228
Route: VARIOUS
County: RAY

required. No work will be permitted within any railroad's right of way until the railroad involved has reviewed and approved the insurance policy. Any day upon which the Contractor cannot perform work due to such a policy not being approved by the railroad will not be counted as a contract day under [Sec 108.7](#).

107.13.9 Evidence of Insurance. Required evidence of insurance providing confirmation of compliance with these requirements shall consist of a certificate of insurance, an endorsement to any workers compensation policy waiving the subrogation by the insurer, and any endorsements adding the Commission, MoDOT and its employees as additional insureds where specified. "Blanket" or "automatic" additional insured endorsements providing additional insured coverage "where required by contract," may be used, provided that such forms provide coverage at least as broad as provided by the specified endorsement forms required. The contractor and any subcontract work shall not commence under the contract until the contractor obtains the applicable insurance coverage required and receives approval for such insurance from the engineer. All evidence of insurance for the prime contractor, including certificates of insurance and required endorsements, and notices shall be submitted electronically by the insurance agent to ContractorSupport@MoDOT.mo.gov. The Contractor shall promptly furnish the engineer with a complete copy of its policy upon request. Failure to furnish evidence of proper insurance, or complete insurance policies when requested, may result in the suspension of work as provided in [Sec 108](#), and may result in other claims or actions for breach of contract or otherwise, as may be recognized at law or in equity.

107.13.9.1 Work Performed by Subcontract. Prior to its commencement of the applicable work, the contractor shall cause each of its subcontractors to provide insurance that complies with the requirements for contractor-provided insurance. Contractor's determination of such insurance shall not be interpreted as relieving Contractor or its insurer of any liability otherwise imposed on Contractor or its insurers under these Contract Documents. The Contractor shall promptly furnish the engineer with a complete copy of its subcontractor policies upon request. Failure to furnish evidence of proper insurance, or complete insurance policies when requested, may result in the suspension of work as provided in [Sec 108](#), and may result in other claims or actions for breach of contract or otherwise, as may be recognized at law or in equity.

107.13.10 Other Conditions and Requirements

107.13.10.1 Acceptability of Insurance Companies. All insurers must be authorized to transact business under the laws of the State of Missouri and hold an AM Best rating of no less than A-: VI.

107.13.10.2 Waiver of Right of Recovery. All insurance coverage maintained or procured pursuant to this agreement shall be endorsed to waive subrogation against the Commission, MoDOT and its employees or shall specifically allow the Contractor, or others providing insurance evidence in compliance with these specifications, to waive their right of recovery prior to a loss. Contractor hereby waives its own right of recovery against the Commission, MoDOT and its employees.

107.13.10.3 Enforcement of Contract Provisions (non estoppel). Contractor acknowledges and agrees that any actual or alleged failure on the part of the Commission, MoDOT or its employees to inform Contractor of non-compliance with any requirement imposes no additional obligations on the Commission, MoDOT or its employees, nor does it waive any rights hereunder.

107.13.10.4 Primary and Non-contributory. For any claims related to this contract, the Contractor's insurance coverage shall be primary insurance with respects to the Commission, MoDOT and its employees as the additional insureds. Any other insurance or self-insurance maintained by any of these parties shall be excess of the Contractor's insurance and shall not contribute with the Contractor's insurance.

107.13.10.5 Specifications not Limiting. Requirements of specific coverage features, or limits contained in this Section are not intended as a limitation on coverage, limits or other requirements, or a waiver of any coverage normally provided by any insurance. Specific reference to a given coverage feature is for purposes of clarification only as it pertains to a given issue and is not intended by any party or insured to be all inclusive, or to the exclusion of other coverage, or a waiver of any type.

107.13.10.6 Notice of Cancellation and Change in Insurance Carrier. Contractor agrees to oblige its insurance agent or broker, and insurers by endorsement to the policy, to provide to the engineer with thirty (30) days advance notice of cancellation, except for nonpayment for which ten (10) days' notice is required, or nonrenewal of coverage for each required coverage. If any policy is canceled or the insurance carrier is planned to change before the contract work is complete, a satisfactory replacement policy shall be obtained and in force, with notice and evidence of insurance submitted to the engineer, prior to the effective date of cancellation of the former policy.

107.13.10.7 Self-insured Contractors and Self-insured Retentions. A self-insured contractor will not be considered to comply with these specifications unless approved by the engineer prior to beginning work. A contractor with insurance policies arranged with self-insured retentions must be declared to and approved by the engineer prior to beginning work. The Commission reserves the right to require that self-insured retentions be eliminated, lowered, or replaced by a deductible or other policy type.

107.13.10.8 Timely Notice of Claims. Contractor shall give the engineer prompt and timely notice of claims made or suits instituted that arise out of or result from Contractor's performance under this Agreement, and that involve or may involve coverage under any of the required liability policies. The Commission and MoDOT will provide timely notice to the contractor of any claims or lawsuits that it receives. If the Commission demands that the contractor defend the suit and/or indemnify the Commission, the contractor or its insurance company shall acknowledge that demand within 20 days of receiving it and the contractor shall respond within a total of 45 days of the claim receipt the intent of the contractor to defend.

107.13.10.9 Exhaustion of Policy Limits. It shall be the contractor's responsibility to notify the engineer promptly when any provided insurance limits are not able to be maintained during

the contract period or provide verification that additional coverage or excess coverage is also available.

107.14 Cooperation in Defense. The indemnified party shall cooperate with the indemnifying party in the defense of a third-party claim subject to the foregoing, (1) the indemnified party shall not have any obligation to participate in the defense of or to defend any third-party claim, and (2) the indemnified party's defense of or its participation in the defense of any third-party claim shall not in any way diminish or lessen its right to indemnification as provided in this section.

107.15 Third Party Liability. Neither the State of Missouri, including the Commission, nor the contractor, by execution of the contract including these specifications, intend to create a right of action in a third-party beneficiary, except as specifically set out in these specifications and the contract. It is not intended by any required contractual liability in the contract or in these specifications that any third-party beneficiary has a cause of action arising out of the condition of the project when completed in accordance with the plans and accepted by the Commission.

107.16 Personal Liability of Public Officials. There shall be no personal liability upon the Chief Engineer, or any member, employee, or agent of the Commission in carrying out any of the provisions of the contract or in exercising any power or authority granted to the individual, it being understood that in such matters the individual acts as an agent and representative of the State, with official and public duty doctrine immunity. If any provision of the contract appears to impose a duty on such an individual, the duty will remain exclusively that of the Commission and will not be a personal duty or obligation of the individual.

107.17 Contractors That Are Not Resident In Missouri. Any contractor that is not a permanent resident of or domiciled in Missouri shall provide to the Commission proof of compliance with the Missouri "nonresident employers" financial assurance laws at Sections 285.230 to 285.234, RSMo, before the contractor performs any work on a project.

107.17.1 A nonresident contractor that is a "transient employer" as that term is defined in Section 285.230.1, RSMo, and 12 CSR 10-2.017(1)(A), shall file with the Commission a photocopy of the contractor's current transient employer's certificate of registration issued by the Missouri Department of Revenue before performing any work on a project. A nonresident contractor that is not classified by the Missouri Department of Revenue as a "transient employer" because the nonresident contractor has properly registered with the Missouri Department of Revenue and the Missouri Division of Employment Security, and has filed and paid Missouri state income taxes for more than 24 consecutive months, shall file with the Commission a photocopy of the contractor's certificate of registration, issued by the Missouri Department of Revenue, that it is not a "transient employer" before performing any work on a project.

107.17.2 The contractor shall require a nonresident subcontractor to file with the Commission a photocopy of the subcontractor's current transient employer's or alternate certificate of registration, as issued by the Missouri Department of Revenue, before that subcontractor performs any work on a project.

Job No.: JKR0228
Route: VARIOUS
County: RAY

107.17.3 Any nonresident contractor or subcontractor that fails to file the financial assurance forms with the Missouri Department of Revenue as required by Missouri law will be prohibited from contracting for or performing labor on any project for a period of one year.

107.18 Basis of Payment. No direct payment will be made for compliance with [Sec 107](#), except as provided by [Sec 618](#).

H. Contractor Quality Control for Plant Mix Bituminous Surface Leveling NJSP-15-21A

1.0 Description. The contractor shall provide Quality Control (QC) testing and shall perform verification procedures associated with the production and placement of Plant Mix Bituminous Surface Leveling Mixture in accordance with this provision.

2.0 Asphalt Plant Requirements. The contractor shall perform quality control testing in the production of the Surface Leveling Mixture and report the results electronically on MoDOT-provided forms. All reports shall include the Contract ID, Project Number, Route, County, and Job Mix number.

2.1 Calibration of the asphalt plant shall be in accordance with Sec 403.17.2.2. Record retention for verification of test reports shall be in accordance with Sec 403.17.3.2.

2.2 At a minimum, the contractor shall perform one QC sieve analysis test for each day of production of Surface Level mixture in excess of 100 tons to verify the aggregate is within the required gradation range. Results of the QC sieve analysis test shall be reported to the engineer daily. A split of each sample shall be clearly labeled and stored by the contractor in a manner that prevents contamination. The engineer will collect a minimum of one random QC split sample, and one full sample from plant production, for testing per each 10,000 tons of production. Uncollected QC split samples shall be retained by the contractor until the engineer authorizes disposal or until the Final Inspection, whichever occurs earlier.

2.3 The contractor shall monitor the quantity of asphalt binder used in the production of the mix, including any commercial mix, and report that quantity to the engineer. Original asphalt binder delivery tickets shall accompany the report submitted to the engineer. The engineer will perform a minimum of one asphalt binder content test per each 10,000 tons of production for any project that exceeds a total of 5,000 tons of production.

2.4 The contractor shall take a daily QC sample of the asphalt binder per instructions in Section 460.3.13 of the EPG. The engineer will collect the QC samples and ship to the MoDOT Central lab for random testing. In addition, the engineer will take a minimum of one random Quality Assurance sample per project from the binder line. The engineer sample will be shipped to the Central Lab along with the daily samples and will be designated for testing.

2.5 The contractor shall perform one moisture content test for each day of production of Surface Level mixture in excess of 100 tons. The frequency of the moisture test may be reduced if approved by the engineer.

3.0 Roadway Requirements. The contractor shall perform quality control verification of the Surface Leveling Mixture on the roadway and shall monitor the asphalt tonnage placed in relation to plan quantity.

3.1 Irregularities. Additional tons of Surface Leveling mix will be provided for irregularities in the existing roadway surface. The tonnage specified for irregularities is an estimated quantity and shall only be placed at locations where it is necessary to fill ruts and other low points. Prior to placing the mix, the

Job No.: JKR0228
Route: VARIOUS
County: RAY

contractor and engineer shall evaluate the entire route and develop a plan that best utilizes the tonnage needed for irregularities. Any excess quantity of irregularities shall not be placed.

3.2 Tack. On the first day of production, the contractor shall demonstrate proper application of tack coat in the presence of the engineer. Thereafter, when the engineer is not present to witness the application of the tack coat, the contractor shall document the tack application by taking a minimum of two high-resolution date/time stamped photographs of the tacked surface per one-mile segment. Pictures should be taken just in front of the paver in order to account for loss of tack from truck tires. The contractor shall also monitor and document the application rate. The contractor shall take distributor readings at the beginning and ending of each shift and document the quantity used.

3.3 Spreading and Rolling. On the first day of production, the contractor shall demonstrate successful spreading and compaction of the mixture, including proper rolling patterns, in the presence of the engineer. Thereafter, the contractor shall monitor all roadway production procedures and document daily. Use of approved Intelligent Compaction technology is an allowable substitute for daily documentation.

3.4 Monitoring of Quantity. The contractor shall monitor the quantity of Surface Level mix placed and report that information to the engineer and production staff as specified herein.

3.4.1 The contractor shall verify that the quantity of Surface Leveling mix in the contract for each route is sufficient to cover the roadway as shown on the typical sections, including any surface irregularities. Any discrepancies shall be brought to the engineer's attention in writing prior to the pre-construction conference. Plan quantity shall be defined as the total tons computed to cover the surface area according to the typical section, plus any amount pre-approved by the engineer for pavement irregularities.

3.4.2 The contractor shall provide temporary log mile reference points at no less than ½ mile intervals along each route to monitor the tons of Surface Leveling mix laid in relation to plan quantity. Entrances, shoulders, or other irregular areas will be monitored as directed by the engineer.

3.4.3 During production, the contractor shall document the total tons placed in each one-mile segment, along with the plan quantity and the percent over/under for that segment. The cumulative quantity and percent over/under for the route should also be documented. After each one-mile segment, the contractor shall provide a status report to the production manager and the engineer. When the engineer is not present on the project, the contractor shall send an electronic status report to the engineer.

3.4.4 The goal is to keep the placed quantity within 2% of plan quantity for the project. The engineer will monitor the status reports and will advise the contractor on how to proceed when there is an excessive variance from plan quantity. The engineer may decrease the frequency of the electronic status reports when the variances are consistently low.

3.4.5 The contractor shall collect asphalt tickets from the delivery trucks and group them per each one-mile segment. The contractor shall submit to the engineer a daily summary report that includes all of the information specified in Section 3.4.3. The contractor shall sign the summary report confirming that the information is accurate and that the attached tickets represent the asphalt material placed.

3.4.6 The contractor shall be equipped with a contractor-furnished cellular device capable of providing and maintaining a reliable means of immediate communication with the engineer when the engineer is not present on the project.

4.0 Excessive Quantity. If the contractor places Surface Level mix on any one-mile segment, or any other isolated areas, in excess of plan quantity by 5% or more, without prior approval from the engineer, further investigation may be required to determine if the excess was warranted. If directed by the engineer, the contractor shall core the pavement at locations established by the engineer to determine the amount that was excessive, if any. No payment will be made for the cost to core the pavement or for the tons of Surface Level mix that the engineer determines to be excessive. If the amount of Surface Level mix is determined to be justified, payment will be made for the mix, and for the cost of coring at the fixed price established in Sec 109. Placement of asphalt in excess of plan quantity for two consecutive segments without prior approval from the engineer may result in issuance of an Order Record to stop work.

5.0 Basis of Payment. No direct payment will be made for compliance with this provision. All costs shall be considered completely covered under the pay items provided in the contract.

I. Flagging Procedure for Two-Lane Roadways (3-2-1 Cone Procedure) NJSP-17-03A

1.0 Description. Flagging operations shall be in accordance with the Manual on Uniform Traffic Control Devices (MUTCD) Chapter 6, Section 107 and 616 in Missouri Standard Specifications for Highway Construction, Missouri Standard Plans for Highway Construction, temporary traffic control plans, and as described herein.

2.0 Procedures for Flagging Short, Intermediate, or Long-Term Stationary Operations. This procedure includes the use of three traffic cones or other channelizing devices.

2.1 Step 1. The flagger shall place three cones across the lane of traffic to be stopped, from centerline to shoulder. When no vehicles are present, the flagger should remain on the shoulder with the stop paddle visible.

2.2 Step 2. When traffic has stopped, the flagger shall move towards the centerline of the roadway, keeping the stop paddle visible, and keeping a visual contact with the stopped drivers. Once the flagger has confirmed that opposing traffic is clear, the flagger shall prepare to release the stopped traffic.

2.3 Step 3a. If the vehicles are to travel in the current lane, the flagger shall remove the center cone from the center of the lane.

2.4 Step 3b. If the vehicles are to travel in the opposite lane, the three cones shall remain across the closed lane.

2.5 Step 4. If opening the lane (Step 3a above) the flagger shall walk back to the shoulder with the cone, turn the stop paddle to slow, and then release traffic using a hand signal to direct vehicles between the two remaining cones. If releasing traffic to the other lane (Step 3b above) the flagger shall remain near the centerline of the roadway, turn the stop paddle to slow, and use a hand signal to direct the traffic around the cones into the open lane.

2.6 Once all traffic has cleared, the flagger shall return the slow paddle to stop. The flagger shall replace the cone to the center of the lane or leave the cones across the lane. The flagger then returns to the shoulder and repeats the steps.

2.7 If the roadway width is less than 12 feet, the number of cones may be reduced to two or one, or other channelizing devices may be used.

3.0 Basis of Payment. No direct payment will be made for any cost associated with this provision.

Pictorial Representation of Steps for Flagging Procedure for Two-Lane Roadways (3-2-1 Cone Procedure)



STEP 1



STEP 2



STEP 3

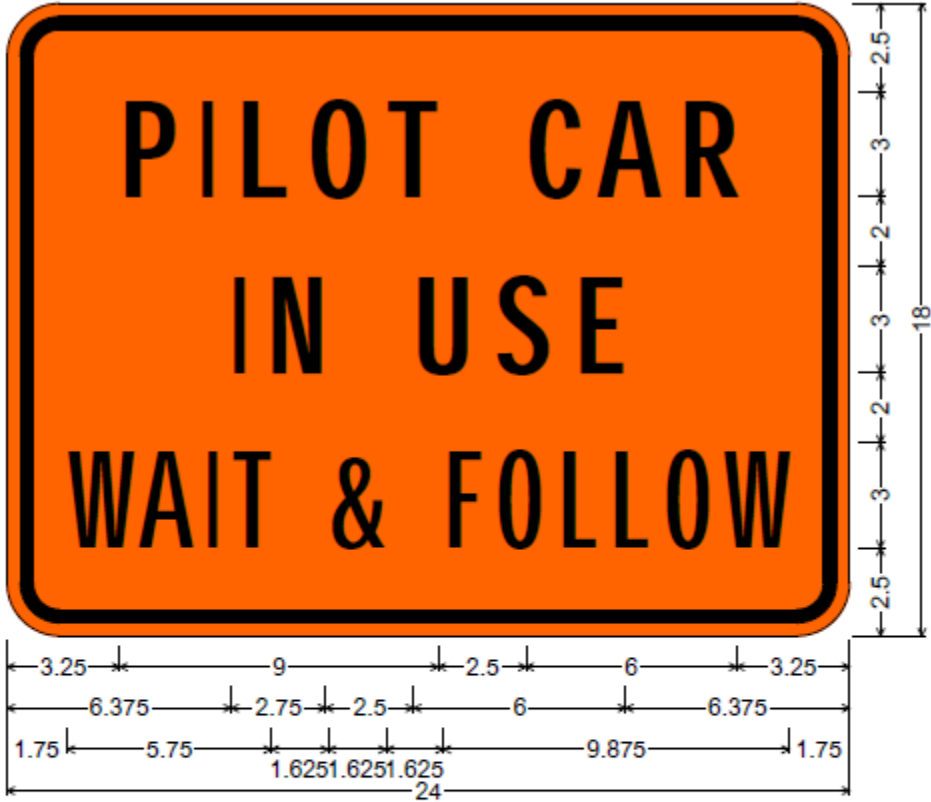


STEP 4

J. Pilot Car in Use – Wait and Follow Sign NJSP-1803

1.0 Description. The sign shown below shall be printed on 4 mm corrugated plastic or similar and supported with a 10"x30", 9 gauge, galvanized steel H-frame, or similar. This sign shall only be used at private and commercial entrances to enhance the work zone signing, and will not be permitted for use on intersecting state, county or city roads.

2.0 Method of Payment. Signs shall be contractor furnished/contractor retained. The cost of the signs and stands are incidental to other traffic control items.



1.500" Radius, 0.375" Border, 0.375" Indent, Black on Orange;
 "PILOT CAR" C; "IN USE" C; "WAIT & FOLLOW" B 80% spacing;
 Table of letter and object lefts.

P	I	L	O	T	C	A	R
3.250	5.500	6.500	8.500	10.750	14.750	16.750	19.125
I	N	U	S	E			
6.375	7.375	11.625	13.875	16.125			
W	A	I	T	&			
1.750	3.750	5.625	6.375	9.125			
F	O	L	L	O	W		
12.375	13.875	15.750	17.250	18.750	20.375		

K. Bridge End Transitions

1.0 At all bridge exceptions, the engineer will determine in the field the ending point of the transition. This point will not necessarily be at the bridge end, but will be located at a point which provides the smoothest transition and approach to the bridge. Where bridges are to be resurfaced, the surfacing shall be from curb to curb.

L. Pavement Marking Log

1.0 Description. The contractor shall log the locations of existing pavement marking prior to any construction operations that may affect the existing pavement marking. The log shall contain all existing pavement marking and shall include center stripes, no passing stripes, lane lines, turn arrows, hash bars, cross walks, and stop bars. The contractor shall provide a copy of the existing pavement marking log to the engineer. The contractor shall place the new pavement marking at the same locations as the existing pavement marking, unless otherwise directed by the engineer or shown on the plans.

2.0 Basis of Payment. No direct payment will be made for logging of existing pavement marking.

M. Multi-Year, Multi-Location Project – Special Requirements NJSP-22-02

1.0 Description. Whereas this project is identified by a single Job Number, and the project requires work be performed at multiple Locations, and the contract allows for work to be performed in multiple calendar years, these special requirements and allowances shall apply. A Location is generally identified in the contract or plans by Route and County but may be otherwise identified.

2.0 Winter Shut-Down Period. A Winter Shut-Down Period is required if all work on the project is not completed prior to December 1 of the calendar year in which the Notice to Proceed is made. The date range of the Winter Shut-Down Period shall be determined by the contractor and shall be shown on the contractor's most current Progress Schedule. The contractor's designated Winter Shut-Down Period shall begin no later than December 1 of the calendar year in which the Notice to Proceed is made and shall end on or after March 15 of the following year. No work shall be performed during the Winter Shut-Down Period, except for maintenance work that may be required per Sec 104.7 or 105.13 unless approved by the Engineer. Regardless of the length of the Winter Shut-Down Period, all work shall be complete prior to the contract Completion Date. All weather limitations specified elsewhere in the contract shall apply

3.0 Completion of Work per Location. This contract includes work at multiple Locations, with non-contiguous project limits defined at each Location. Once work begins at a Location, the contractor shall diligently pursue completion of the work at that Location until all work is complete. If work at a Location begins prior to the Winter Shut-Down Period, all work at that Location shall be fully completed prior to the Winter Shut-Down Period, including permanent or temporary pavement marking. Work shall not begin at a Location if the long-range forecast is not conducive for completion of all work at that Location prior to the Winter Shut-Down Period.

3.1 Partial Acceptance per Location. Upon request by the contractor, a Location of work will be evaluated by the engineer for partial acceptance in accordance with Sec 105.15.1 after completion of all work at that Location.

4.0 Administration of Calendar Days. The total number of Calendar Days allowed to complete the work on this project and administration of Calendar Days shall be as specified in the Contract Liquidated Damages job special provision, except as specified herein. The count of Calendar Days will be paused during the Winter Shut-Down Period. The count of Calendar Days will be paused when work is complete at all Locations in which work had begun.

5.0 Pavement Marking. Pavement marking shall be as specified elsewhere in the contract, except as specified herein.

5.1 Temporary Raised Pavement Markers. All Temporary Raised Pavement Markers shall be removed as part of the Temporary Pavement Marking prior to the Winter Shut-Down Period. If Temporary Pavement Marking is required during the Winter Shut-Down Period, the contractor shall use and maintain Temporary Pavement Marking Paint at the contractor's expense.

5.2 Cold Weather Pavement Marking Paint. If permanent pavement marking paint cannot be completed due to weather limitations specified in Sec 620.20.2.4, the contractor shall apply cold weather paint, as specified in Sec 620.10.6, in lieu of Standard Waterborne Paint, at no additional cost to the Commission. Retroreflectivity acceptance requirements and payment adjustments for Standard Waterborne Paint shall apply when using Cold weather paint. Cold weather paint that meets all contract requirements will be accepted in lieu of Standard Waterborne Paint and paid for as such. If retroreflectivity does not meet the minimum requirements for Standard Waterborne Paint but does meet the minimum requirements for Temporary Pavement Marking Paint, the Cold weather paint shall be considered Temporary Pavement Marking Paint and shall be re-marked with Standard Pavement Marking Paint when temperatures allow. No payment will be made until the Standard Pavement Marking Paint or Cold Weather Paint is accepted.

6.0 Basis of Payment. No additional payment will be made for compliance with these Special Requirements and Allowances provisions.

N. Permanent Aggregate Edge Treatment NJSP-15-40B

1.0 Description. This work shall consist of furnishing and installing a permanent aggregate edge treatment along the edge of shoulder or pavement as shown on the plans or as directed by the engineer.

2.0 Construction Requirements. Aggregate shall be simultaneously deposited and spread on the sub-grade and shall not be deposited on the pavement or shoulder and bladed into place. Aggregate material shall be shaped according to the typical section and compacted until there is no visible evidence of further consolidation.

3.0 Material Requirements. Material used for the aggregate edge treatment shall be Type 1, 5, or 7 Aggregate in accordance with Sec 1007 or an allowable substitute approved by the engineer. Bituminous cold millings meeting the gradation for Type 1, 5 or 7 Aggregate may be used in lieu of aggregate. Limestone screenings or other material with excessive fines will not be allowed. Material will be accepted based on certification in lieu of testing contingent upon satisfactory results being obtained in the field.

4.0 Measurement by Weight. Measurement of the aggregate edge treatment material shall be per ton and in accordance with Sec 310.5.3.

5.0 Basis of Payment. The accepted quantities of aggregate edge treatment will be paid for at the contract unit price for 304-99.10, Permanent Aggregate Edge Treatment, per ton and will be full compensation for all labor, equipment and material to complete the described work. No fuel adjustment will be made for Permanent Aggregate Edge Treatment.

O. Special Provisions for Protection of Norfolk Southern Railway Interest

1.0 Authority of Railroad Engineer and Department Engineer:

1.1 Norfolk Southern Railway Company, hereinafter referred to as "Railroad", and their authorized representative shall have final authority in all matters affecting the safe maintenance of railroad traffic including the adequacy of the foundations and structures supporting the railroad tracks. For Public Improvement Projects impacting the Railroad, the Railroad's Public Improvements Engineer, hereinafter referred to as "Railroad Engineer", will serve as the authorized representative of the Railroad.

1.2 The authorized representative of the Project Sponsor ("Sponsor"), hereinafter referred to as the "Sponsor's Engineer", shall have authority over all other matters as prescribed herein and in the Project Specifications.

1.3 The Sponsor's Prime Contractor, hereinafter referred to as "Contractor" shall be responsible for completing any and all work in accordance with the terms prescribed herein and in the Project Specifications. These terms and conditions are subject to change without notice at the sole discretion of the Railroad. The Contractor must request the latest version of these provisions from the Railroad prior to commencing work and must follow the requirements outlined therein.

2.0 Notice of Starting Work:

2.1 The Contractor shall not commence any work on Railroad rights-of-way until the Contractor has complied with the following conditions:

2.1.1 Signed and received a fully executed copy of the required Norfolk Southern Contractor Non-Environmental Right of Entry obtained through the following link: <http://www.nscorp.com/content/nscorp/en/real-estate/norfolk-southern-services/access-norfolk-southern-property.html> There is a \$1,500 application fee.

2.1.2 Given the Railroad written notice in electronic format to the Railroad Engineer, with copy to the Sponsor's Engineer who has been designated to be in charge of the work, at least ten days in advance of the date the Contractor proposes to begin work on Railroad rights-of-way.

2.1.3 Obtained written approval from the Railroad of Railroad Protective Liability Insurance coverage as required by paragraph 14 herein. It should be noted that the Railroad does not accept notation of Railroad Protective insurance on a certificate of liability insurance form or Binders as Railroad must have the full original countersigned policy. Further, please note that mere receipt of the policy is not the only issue but review for compliance. Due to the number of projects system-wide, it typically takes a minimum of 30-45 days for the Railroad to review.

2.1.4 Obtained Railroad Protective Services as required by paragraph 7 herein.

2.1.5 Obtained written authorization from the Railroad to begin work on Railroad's rights-of-way, such authorization to include an outline of specific conditions with which the Contractor must comply. Written Authorization will be issued by the Railroad once all items on the NS Construction Checklist (refer to Norfolk Southern Public Improvement Projects Manual Appendix J) have been completed.

2.1.6 Furnished a schedule for all work within the Railroad's rights-of-way as required by paragraph 7.B.1.

2.2 The Railroad's written authorization to proceed with the work shall include the names, addresses, and telephone numbers of the Railroad's representatives who are to be notified as hereinafter required. Where more than one representative is designated, the area of responsibility of each representative shall be specified.

Job No.: JKR0228
Route: VARIOUS
County: RAY

2.3 All project-related utility work that is to occur on, over, or under Railroad right-of-way must be coordinated with the Norfolk Southern Pipe and Wire Program. The Contractor must receive approval from the Norfolk Southern Pipe and Wire Program prior to commencing any utility work.

3.0 . Interference with Railroad Operations:

3.1 The Contractor shall so arrange and conduct the Contractor's work that there will be no interference with Railroad's operations, including train, signal, telephone and telegraphic services, or damage to the property of the Railroad or to poles, wires, and other facilities of tenants on the rights-of-way of the Railroad. Whenever work is liable to affect the operations or safety of trains, the method of doing such work shall first be submitted to the Railroad Engineer for approval, but such approval shall not relieve the Contractor from liability. Any work to be performed by the Contractor which requires Railroad Protective Services or inspection service shall be deferred by the Contractor until the Railroad Protective Services or inspection service required by the Railroad is available at the job site.

3.2 Whenever work within Railroad's rights-of-way is of such a nature that impediment to Railroad's operations such as use of runaround tracks or necessity for reduced speed is unavoidable, the Contractor shall schedule and conduct the Contractor's operations so that such impediment is reduced to the absolute minimum.

3.3 Should conditions arising from, or in connection with the work, require that immediate and unusual provisions be made to protect operations and property of the Railroad, the Contractor shall make such provisions. If in the judgment of the Railroad Engineer, or in the Railroad Engineer's absence, the Railroad's Division Engineer, such provisions are insufficient, either may require or provide such provisions as the Railroad deems necessary. In any event, such unusual provisions shall be at the Contractor's expense and without cost to the Railroad or the Sponsor.

3.4. "One Call" Services do not locate buried Norfolk Southern Signals and Communications Lines. The contractor shall contact the Railroad's representative 7 days in advance of work at those places where excavation, pile driving, or heavy loads may damage the Railroad's underground facilities. Upon request from the Contractor or Sponsor, Railroad forces will locate and paint mark or flag the Railroad's underground facilities. The Contractor shall avoid excavation or other disturbances of these facilities. If disturbance or excavation is required near a buried Railroad facility, the contractor shall coordinate with the Railroad to have the facility potholed manually with careful hand excavation. The facility shall be protected by the Contractor during the course of the disturbance under the supervision and direction of the Railroad's representative.

4.0 Track Clearances:

4.1 The minimum track clearances to be maintained by the Contractor during construction are shown on the Project Plans. If temporary clearances are not shown on the project plans, the following criteria shall govern the use of falsework and formwork above or adjacent to operated tracks.

4.1.1 A minimum vertical clearance of 22'-0" above top of highest rail shall be maintained at all times.

4.1.2 A minimum horizontal clearance of 13'-0" from centerline of tangent track or 14'-0" from centerline of curved track shall be maintained at all times. Additional horizontal clearance may be required in special cases to be safe for operating conditions. This additional clearance will be as determined by the Railroad Engineer.

4.1.3 All proposed temporary clearances which are less than those listed above must be submitted to Railroad Engineer for approval prior to construction and must also be authorized by the regulatory body of the State if less than the legally prescribed clearances.

4.1.4 The temporary clearance requirements noted above shall also apply to all other physical obstructions including, but not limited to: stockpiled materials, parked equipment, placement or driving of piles, and bracing or other construction supports.

4.2 Before undertaking any work within Railroad right-of-way, and before placing any obstruction over any track, the Contractor shall:

4.2.1 Notify the Railroad's representative at least 72 hours in advance of the work.

4.2.2 Receive assurance from the Railroad's representative that arrangements have been made for Railroad Protective Services as may be necessary.

4.2.3 Receive permission from the Railroad's representative to proceed with the work.

4.2.4 Ascertain that the Sponsor's Engineer has received copies of notice to the Railroad and of the Railroad's response thereto.

5.0 Construction Procedures:

5.1 General:

5.1.1 Construction work and operations by the Contractor on Railroad property shall be:

- a. Subject to the inspection and approval of the Railroad Engineer or their designated Construction Engineering Representative.
- b. In accordance with the Railroad's written outline of specific conditions.
- c. In accordance with the Railroad's general rules, regulations and requirements including those relating to safety, fall protection and personal protective equipment.
- d. In accordance with these Special Provisions.

5.1.2 Submittal Requirements

- a. The contractor shall submit all construction related correspondence and submittals electronically to the Railroad Engineer.
- b. The contractor should anticipate a minimum of 45 days for NS and their GEC to complete the review of all construction submittals. Time frames for reviews can vary significantly depending on the complexity of the project and the quality of submittals. Submittals requiring input from other departments may require additional time.
- c. All work in the vicinity of the Railroad's property that has the potential to affect the Railroad's train operations or disturb the Railroad's Property must be submitted and approved by the Railroad prior to work being performed.

d. All submittals and calculations must be signed and sealed by a registered engineer licensed in the state of the project work.

e. All submittals shall first be approved by the Sponsor's Engineer prior to submission to the Railroad Engineer for review. Submittals are reviewed by the Railroad for impacts to Railroad operations only; therefore, approval from the Railroad Engineer shall not relieve the Contractor from liability.

f. For all construction projects, the following submittals, but not limited to those listed below, shall be provided for review and approval when applicable:

- 1) General Means and Methods
- 2) Ballast Protection
- 3) Construction Excavation & Shoring
- 4) Pipe, Culvert, & Tunnel Installations
- 5) Demolition Procedure
- 6) Erection & Hoisting Procedure
- 7) Debris Shielding or Containment
- 8) Blasting
- 9) Formwork for the bridge deck, diaphragms, overhang brackets, and protective platforms
- 10) Bent Cap Falsework. A lift plan will be required if the contractor want to move the falsework over the tracks.

g. For Undergrade Bridges (Bridges carrying the Railroad) the following submittals in addition to those listed above shall be provided for review and approval:

- 1) Girder Shop Drawings including welding/fabrication procedures
- 2) Bearing Shop Drawings and Material Certifications
- 3) Shop Drawings for drainage, handrails/fencing, and expansion dams
- 4) Concrete Mix Design
- 5) Structural Steel, Rebar, and/or Strand Certifications
- 6) 28-day Cylinder Test for Concrete Strength
- 7) Waterproofing Material Certification
- 8) Dampproofing materials
- 9) Test Reports for all steel
- 10) Foundation Construction Reports

Other submittals may be required upon request from the Railroad. Fabrication may not begin until the Railroad has approved the required shop drawings

h. The Contractor shall include in all submissions a detailed narrative indicating the progression of work with the anticipated timeframe to complete each task. Work will not be permitted to commence until the Contractor has provided the Railroad with a satisfactory plan that the project will be undertaken without scheduling, performance, or safety related issues. Submissions shall also provide: a listing of the anticipated equipment to be used, plan and profile views showing the location of all equipment to be used relative to the track centerline(s) shown, and a contingency plan of action covering the event that a primary piece of equipment malfunctions.

5.2 Ballast Protection

5.2.1 The Contractor shall submit the proposed ballast protection system detailing the specific filter fabric and anchorage system to be used during all construction activities.

5.2.2 The ballast protection is to extend 25' beyond the proposed limit of work, be installed at the start of the project and be continuously maintained to prevent all contaminants from entering the ballast section of all tracks for the entire duration of the project.

5.3 Excavation:

5.3.1 The subgrade of an operated track shall be maintained with edge of berm at least 10'-0" from centerline of track and not more than 24-inches below top of rail. Contractor will not be required to make existing section meet this specification if substandard, in which case the existing section will be maintained.

5.3.2 Additionally, the Railroad will require the installation of an OSHA approved handrail and orange construction safety fencing for all excavations of the Railroad right-of-way.

5.4 Excavation for Structures and Shoring Protection:

5.4.1 The Contractor will be required to take special precaution and care in connection with excavating and shoring pits, and in driving piles or sheeting for footings adjacent to tracks to provide adequate lateral support for the tracks and the loads which they carry, without disturbance of track alignment and surface, and to avoid obstructing track clearances with working equipment, tools or other material.

5.4.2 The use of shoring systems utilizing tiebacks shall not be permitted without written approval from the Railroad Engineer.

5.4.3 Shoring systems utilizing trench boxes shall not be permitted within the Theoretical Railroad Embankment (Zones 1, 2, or 3) as shown on NS Typical Drawing No. 4 – Shoring Requirements without written approval from the Railroad Engineer.

5.4.4 All plans and calculations for shoring shall be prepared, signed, and sealed by a Registered Professional Engineer licensed in the state of the proposed project, in accordance with Norfolk Southern's Overhead Grade Separation Design Criteria, subsection H.1.6 - Construction Excavation (Refer to Norfolk Southern Public Improvement Projects Manual Appendix H). The Registered Professional Engineer will be responsible for the accuracy for all controlling dimensions as well as the selection of soil design values which will accurately reflect the actual field conditions.

5.4.5 The Contractor shall provide a detailed installation and removal plan of the shoring components. Any component that will be installed via the use of a crane or any other lifting device shall be subject to the guidelines outlined in section 5.G of these provisions.

5.4.6 The Contractor shall be required to survey the track(s) and Railroad embankment and provide a cross section of the proposed excavation in relation to the tracks.

5.4.7 Calculations for the proposed shoring should include deflection calculations. The maximum deflection for excavations within 18'-0" of the centerline of the nearest track shall be 3/8". For all other cases, the max deflection shall not exceed 1/2".

5.4.8 Additionally, the Railroad will require the installation of an OSHA approved handrail and orange construction safety fencing for all excavations of the Railroad right-of-way.

5.4.9 The front face of shoring located closest to the NS track for all shoring setups located in Zone 2 (shown on NS Typical Drawing No. 4 – Shoring Requirements in Appendix I) shall remain in place and be cut off 2'-0" below the final ground elevation. The remaining shoring in Zone 2 and all shoring in Zone 1 may be removed and all voids must be backfilled with flowable fill.

5.5 Pipe, Culvert, & Tunnel Installations

5.5.1. Pipe, Culvert, & Tunnel Installations shall be in accordance with the appropriate Norfolk Southern Design Specification as noted below:

5.5.1.1 For Open Cut Method refer to Norfolk Southern Public Improvement Projects Manual Appendix H.4.6.

5.5.1.2. For Jack and Bore Method refer to Norfolk Southern Public Improvement Projects Manual Appendix H.4.7.

5.5.1.3. For Tunneling Method refer to Norfolk Southern Public Improvement Projects Manual Appendix H.4.8.

5.5.2. The installation methods provided are for pipes carrying storm water or open flow run-off. All other closed pipeline systems shall be installed in accordance Norfolk Southern's Pipe and Wire Program and the NSCE-8.

5.6 Demolition Procedures

5.6.1. General

5.6.1.1. Demolition plans are required for all spans over the track(s), for all spans adjacent to the track(s), if located on (or partially on) Railroad right-of-way; and in all situations where cranes will be situated on, over, or adjacent to Railroad right-of-way and within a distance of the boom length plus 15'-0" from the centerline of track.

5.6.1.2. Railroad tracks and other Railroad property must be protected from damage during the procedure.

5.6.1.3. A pre-demolition meeting shall be conducted with the Sponsor, the Railroad Engineer or their representative, and the key Contractor's personnel prior to the start of the demolition procedure.

5.6.1.4. The Railroad Engineer or the Railroad Engineer's designated representative must be present at the site during the entire demolition procedure period.

5.6.1.5. Demolition of existing bridge decks in spans over the Railroad shall be performed in a controlled manner (i.e. saw-cutting). No impact equipment (track-mounted hoe-ram, jackhammers, etc.) may be used over the Railroad without approval by the Railroad Engineer.

5.6.1.6. Existing, obsolete, bridge piers shall be removed to a sufficient depth below grade to enable restoration of the existing/proposed track ditch, but in no case less than 2'-0" below final grade.

5.6.2. Submittal Requirements

5.6.2.1. In addition to the submittal requirements outlined in Section 5.1.2 of these provisions, the Contractor shall submit the following for approval by the Railroad Engineer:

5.6.2.1.1. A plan showing the location of cranes, horizontally and vertically, with proposed boom lengths, operating radii, counterweights, and delivery or disposal locations shown. The location of all tracks and other Railroad facilities as well as all obstructions such as wire lines, poles, adjacent structures, etc. must also be shown.

5.6.2.1.2. Rating sheets showing that cranes or lifting devices are adequate for 150% of the actual weight of the pick, including all rigging components. A complete set of crane charts, including crane, counterweight, and boom nomenclature is to be submitted. Safety factors that may have been "built-in" to the crane charts are not to be considered when determining the 150% factor of safety

5.6.2.1.3. Plans and computations showing the weight of the pick must be submitted. Calculations shall be made from plans of the existing structure showing complete and sufficient details with supporting data for the demolition of the structure. If plans do not exist, lifting weights must be calculated from field measurements. The field measurements are to be made under the supervision of the Registered Professional Engineer submitting the procedure and calculations

5.6.2.1.4. The Contractor shall provide a sketch of all rigging components from the crane's hook block to the object being hoisted. Catalog cuts or information sheets of all rigging components with their lifting capacities shall be provided. All rigging must be adequate for 150% of the actual weight of the pick. Safety factors that may have been "built-in" to the rating charts are not to be considered when determining the 150% factor of safety. All rigging components shall be clearly identified and tagged with their rated lifting capacities. The position of the rigging in the field shall not differ from what is shown on the final plan without prior review from the Sponsor and the Railroad

5.6.2.1.5. A complete demolition procedure, including the order of lifts, time required for each lift, and any repositioning or re-hitching of the crane or cranes

5.6.2.1.6. Design and supporting calculations for the temporary support of components, including but not limited to the stability of the superstructure during the temporary condition, temporary girder tie-downs and falsework.

5.6.3. Overhead Demolition Debris Shield

5.6.3.1. The demolition debris shield shall be installed prior to the demolition of the bridge deck or other relevant portions of the superstructure over the track area to catch all falling debris.

5.6.3.2. The demolition debris shield shall provide a minimum vertical clearance as specified in Section 4.1.1 of these provisions or maintain the existing vertical clearance if the existing clearance is less than that specified in Section 4.1.1.

5.6.3.3. The Contractor shall include the demolition debris shield installation/removal means and methods as part of the proposed Demolition procedure submission.

5.6.3.4. The Contractor shall submit the demolition debris shield design and supporting calculations for approval by the Railroad Engineer.

5.6.3.5. The demolition debris shield shall have a minimum design load of 50 pounds per square foot plus the weight of the equipment, debris, personnel, and other loads to be carried.

5.6.3.6. The Contractor shall include the proposed bridge deck removal procedure in its demolition means and methods and shall verify that the size and quantity of the demolition debris generated by the procedure does not exceed the shield design loads.

5.6.3.7. The Contractor shall clean the demolition debris shield daily or more frequently as dictated either by the approved design parameters or as directed by the Railroad Engineer.

5.6.4. Vertical Demolition Debris Shield

5.6.4.1. A vertical demolition debris shield may be required for substructure removals in close proximity to the Railroad's track and other facilities, as determined by the Railroad Engineer.

5.6.5. Vertical Demolition Debris Shield

5.6.5.1. A vertical demolition debris shield may be required for substructure removals in close proximity to the Railroad's track and other facilities, as determined by the Railroad Engineer.

5.7. Erection & Hoisting Procedures

5.7.1. General

5.7.1.1. Erection plans are required for all spans over the track(s), for all spans adjacent to the track(s), if located on (or partially on) Railroad right-of-way; and in all situations where cranes will be situated on, over, or adjacent to Railroad right-of-way and within a distance of the boom length plus 15'-0" from the centerline of track.

5.7.1.2. Neither crane handoffs nor "walking" of cranes with suspended load will be permitted for erection on or over Railroad right-of-way

5.7.1.3. Railroad tracks and other Railroad property must be protected from damage during the erection procedure.

5.7.1.4. A pre-erection meeting shall be conducted with the Sponsor, the Railroad Engineer or their representative, and the key Contractor's personnel prior to the start of the erection procedure

5.7.1.5. The Railroad Engineer or the Railroad Engineer's designated representative must be present at the site during the entire erection procedure period.

5.7.1.6. For field splices located over Railroad property, a minimum of 50% of the holes for each connection shall be filled with bolts or pins prior to releasing the crane. A minimum of 50% of the holes filled shall be filled with bolts. All bolts must be appropriately tightened. Any changes to previously approved field splice locations must be submitted to the Railroad for review and approval. Refer to Norfolk Southern's Overhead Grade Separation Design Criteria for additional splice details (Norfolk Southern Public Improvement Projects Manual Appendix H.1, Section 4.A.3.).

5.7.2. Submittal Requirements

5.7.2.1. In addition to the submittal requirements outlined in Section 5.1.2 of these provisions, the Contractor shall submit the following for approval by the Railroad Engineer.

5.7.2.1.1. As-built beam seat elevations - All as-built bridge seats and top of rail elevations shall be furnished to the Railroad Engineer for review and verification at least 30 days in advance of the erection, to ensure that minimum vertical clearances as approved in the plans will be achieved.

5.7.2.1.2. A plan showing the location of cranes, horizontally and vertically, with proposed boom lengths, operating radii, counterweights, and delivery or staging locations shown. The location of all tracks and other Railroad facilities as well as all obstructions such as wire lines, poles, adjacent structures, etc. must also be shown.

5.7.2.1.3. Rating sheets showing that cranes or lifting devices are adequate for 150% of the actual weight of the pick, including all rigging components. A complete set of crane charts, including crane, counterweight, and boom nomenclature is to be submitted. Safety factors that may have been "built-in" to the crane charts are not to be considered when determining the 150% factor of safety.

5.7.2.1.4. Plans and computations showing the weight of the pick must be submitted. Calculations shall be made from plans of the proposed structure showing complete and sufficient details with supporting data for the erection of the structure. If plans do not exist, lifting weights must be calculated from field measurements. The field measurements are to be made under the supervision of the Registered Professional Engineer submitting the procedure and calculations

5.7.2.1.5. The Contractor shall provide a sketch of all rigging components from the crane's hook block to the object being hoisted. Catalog cuts or information sheets of all rigging components with their lifting capacities shall be provided. All rigging must be adequate for 150% of the actual weight of the pick. Safety factors that may have been "built-in" to the rating charts are not to be considered when determining the 150% factor of safety. All rigging components shall be clearly identified and tagged with their rated lifting capacities. The position of the rigging in the field shall not differ from what is shown on the final plan without prior review from the Sponsor and the Railroad.

5.7.2.1.6. A complete erection procedure, including the order of lifts, time required for each lift, and any repositioning or re-hitching of the crane or cranes.

5.7.2.1.7. Design and supporting calculations for the temporary support of components, including but not limited to temporary girder tie-downs and falsework.

5.8. Blasting

5.8.1 The Contractor shall obtain advance approval of the Railroad Engineer and the Sponsor Engineer for use of explosives on or adjacent to Railroad property. The request for permission to use explosives shall include a detailed blasting plan. If permission for use of explosives is granted, the Contractor will be required to comply with the following:

5.8.1.1 Blasting shall be done with light charges under the direct supervision of a responsible officer or employee of the Contractor and a licensed blaster.

5.8.1.2 Electric detonating fuses shall not be used because of the possibility of premature explosions resulting from operation of two-way radios.

5.8.1.3 No blasting shall be done without the presence of the Railroad Engineer or the Railroad Engineer's authorized representative. At least 72 hours advance notice to the person designated in the Railroad's notice of authorization to proceed (see paragraph 2.B) will be required to arrange for the

presence of an authorized Railroad representative and such Railroad Protective Services as the Railroad may require.

5.8.1.4 Have at the job site adequate equipment, labor and materials and allow sufficient time to clean up debris resulting from the blasting without delay to trains, as well as correcting at the Contractor's expense any track misalignment or other damage to Railroad property resulting from the blasting as directed by the Railway's authorized representative. If the Contractor's actions result in delay of trains, the Contractor shall bear the entire cost thereof.

5.8.1.5 The blasting Contractor shall have a copy of the approved blasting plan on hand while on the site.

5.8.1.6 Explosive materials or loaded holes shall not be left unattended at the blast site.

5.8.1.7 A seismograph shall be placed on the track shoulder adjacent to each blast which will govern the peak particle velocity of two inches per second. Measurement shall also be taken on the ground adjacent to structures as designated by a qualified and independent blasting consultant. The Railroad reserves the option to direct the placement of additional seismographs at structures or other locations of concern, without regard to scaled distance.

5.8.1.8 After each blast, the blasting Contractor shall provide a copy of their drill log and blast report, which includes number of holes, depth of holes, number of decks, type and pounds of explosives used per deck.

5.8.1.9 The Railroad may require top of rail elevations and track centers taken before, during and after the blasting and excavation operation to check for any track misalignment resulting from the Contractor's activities.

5.8.2 The Railroad representative will:

5.8.2.1 Determine approximate location of trains and advise the Contractor the appropriate amount of time available for the blasting operation and clean up.

5.8.2.2 Have the authority to order discontinuance of blasting if, in the Railroad representative's opinion, blasting is too hazardous or is not in accord with these special provisions.

5.8.3 The Contractor must hire, at no expense to the Railroad, a qualified and independent blasting consultant to oversee the use of explosives. The blasting consultant will:

5.8.3.1 Review the Contractor's proposed drilling and loading patterns, and with the blasting consultant's personnel and instruments, monitor the blasting operations.

5.8.3.2 Confirm that the minimum amounts of explosives are used to remove the rock.

5.8.3.3 Be empowered to intercede if the blasting consultant concludes that the Contractor's blasting operations are endangering the Railway.

5.8.3.4 Submit a letter acknowledging that the blasting consultant has been engaged to oversee the entire blasting operation and that the blasting consultant approves of the blasting plan.

5.8.3.5 Furnish copies of all vibration readings to the Railroad representative immediately after each blast. The representative will sign and date the seismograph tapes after each shot to verify the readings are for that specific shot.

5.8.3.6 Advise the Railroad representative as to the safety of the operation and notify him of any modifications to the blasting operation as the work progresses.

5.8.4 The request for permission to use explosives on the Railroad's Right-of-Way shall include a blasting proposal providing the following details:

- a) A drawing which shows the proposed blasting area, location of nearest hole and distance to Railway structures, all with reference to the centerline of track.
- b) Hole diameter.
- c) Hole spacing and pattern.
- d) Maximum depth of hole.
- e) Maximum number of decks per hole.
- f) Maximum pounds of explosives per hole.
- g) Maximum pounds of explosives per delay.
- h) Maximum number of holes per detonation.
- i) Type of detonator and explosives to be used. (Electronic detonating devices will not be permitted). Diameter of explosives if different from hole diameter.
- j) Approximate dates and time of day when the explosives are to be detonated.
- k) Type of flyrock protection.
- l) Type and patterns of audible warning and all clear signals to be used before and after each blast.
- m) A copy of the blasting license and qualifications of the person directly in charge of the blasting operation, including their name, address, and telephone number.
- n) A copy of the Authority's permit granting permission to blast on the site.
- o) A letter from the blasting consultant acknowledging that the blasting consultant has been engaged to oversee the entire blasting operation and that the blasting consultant approves of the blasting plan.
- p) In addition to the insurance requirements outlined in Paragraph 14 of these Provisions, A certificate of insurance from the Contractor's insurer stating the amount of coverage for XCU (Explosive Collapse and Underground Hazard) insurance and that XCU Insurance is in force for this project.
- q) A copy of the borings and Geotechnical information or report.

5.9 Track Monitoring

5.9.1 At the direction of the Railroad Engineer, any activity that has the potential to disturb the Railroad track structure may require the Contractor to submit a detailed track monitoring program for approval by the Railroad Engineer.

5.9.2 The program shall specify the survey locations, the distance between the location points, and frequency of monitoring before, during, and after construction. Railroad reserves the right to modify the survey locations and monitoring frequency as necessary during the project.

5.9.3 The survey data shall be collected in accordance with the approved frequency and immediately furnished to the Railroad Engineer for analysis.

5.9.4 If any movement has occurred as determined by the Railroad Engineer, the Railroad will be immediately notified. Railroad, at its sole discretion, shall have the right to immediately require all Contractor operations to be ceased and determine what corrective action is required. Any corrective action required by the Railroad or performed by the Railroad including the monitoring of corrective action of the Contractor will be at project expense.

5.10 Maintenance of Railroad Facilities:

5.10.1 The Contractor will be required to maintain all ditches and drainage structures free of silt or other obstructions which may result from the Contractor's operations and provide and maintain any erosion control measures as required. The Contractor will promptly repair eroded areas within Railroad rights-of-way and repair any other damage to the property of the Railroad or its tenants.

5.10.2 If, in the course of construction, it may be necessary to block a ditch, pipe or other drainage facility, temporary pipes, ditches or other drainage facilities shall be installed to maintain adequate drainage, as approved by the Railroad Engineer. Upon completion of the work, the temporary facilities shall be removed and the permanent facilities restored.

5.10.3 All such maintenance and repair of damages due to the Contractor's operations shall be done at the Contractor's expense.

5.11 Storage of Materials and Equipment:

5.11.1 Materials and equipment shall not be stored where they will interfere with Railroad operations, nor on the rights-of-way of the Railroad without first having obtained permission from the Railroad Engineer, and such permission will be with the understanding that the Railroad will not be liable for damage to such material and equipment from any cause and that the Railroad Engineer may move or require the Contractor to move, at the Contractor's expense, such material and equipment.

5.11.2 All grading or construction machinery that is left parked near the track unattended by a watchman shall be effectively immobilized so that it cannot be moved by unauthorized persons. The Contractor shall protect, defend, indemnify and save the Railroad, and any associated, controlled or affiliated corporation, harmless from and against all losses, costs, expenses, claim or liability for loss or damage to property or the loss of life or personal injury, arising out of or incident to the Contractor's failure to immobilize grading or construction machinery.

5.12 Cleanup:

5.12.1 Upon completion of the work, the Contractor shall remove from within the limits of the Railroad rights-of-way, all machinery, equipment, surplus materials, falsework, rubbish or temporary buildings of the Contractor, and leave said rights-of-way in a neat condition satisfactory to the Railroad Engineer or the Railroad Engineer's authorized representative.

6.0 Damages:

6.1 The Contractor shall assume all liability for any and all damages to the Contractor's work, employees, servants, equipment, and materials caused by Railroad traffic.

6.2 Any cost incurred by the Railroad for repairing damages to its property or to property of its tenants, caused by or resulting from the operations of the Contractor, shall be paid directly to the Railroad by the Contractor.

7.0 RAILROAD PROTECTIVE SERVICES:

7.1 Requirements:

7.1.1 Railroad Protective Services will not be provided until the Contractor's insurance has been reviewed and approved by the Railroad.

7.1.2 Under the terms of the agreement between the Sponsor and the Railroad, the Railroad has sole authority to determine the need for Railroad Protective Services required to protect its operations. In general, the requirements of such services will be whenever the Contractor's personnel or equipment are, or are likely to be, working on the Railroad's right-of-way, or across, over, adjacent to, or under a track, or when such work has disturbed or is likely to disturb a Railroad structure or the Railroad roadbed or surface and alignment of any track to such extent that the movement of trains must be controlled by Railroad Protective Services.

7.1.3 Normally, the Railroad will assign one Railroad Protective Services personnel to a project; but in some cases, more than one may be necessary, such as yard limits where three (3) Railroad Protective Services personnel may be required. However, if the Contractor works within distances that violate instructions given by the Railroad's authorized representative or performs work that has not been scheduled with the Railroad's authorized representative, Railroad Protective Services personnel may be required full time until the project has been completed.

7.1.4 For Projects exceeding 30 days of construction, Contractor shall provide the Railroad Protective Services personnel a small work area with a desk/counter and chair within the field/site trailer, including the use of bathroom facilities, where the Railroad Protective Services personnel can check in/out with the Project, as well as to the Railroad Protective Services personnel's home terminal. The work area should provide access to two (2) electrical outlets for recharging radio(s), and a laptop computer; and have the ability to print off needed documentation and orders as needed at the field/site trailer. This should aid in maximizing the Railroad Protective Services personnel's time and efficiency on the Project.

7.2 Scheduling and Notification:

7.2.1 The Contractor's work requiring Railroad Protective Services should be scheduled to limit the presence of such personnel at the site. Railroad approval will be required for any Railroad Protective Services requests in excess of 40 hours per week, and in such cases, should be limited to a maximum of 50 hours per week.

7.2.2 Not later than the time that approval is initially requested to begin work on Railroad right-of-way, the Contractor shall furnish to the Railroad and the Sponsor a schedule for all work required to complete the portion of the project within Railroad right-of-way and arrange for a job site meeting between the Contractor, the Sponsor, and the Railroad's authorized representative. The Railroad Protective Services personnel may not be provided until the job site meeting has been conducted and the Contractor's work has been scheduled.

7.2.3 The Contractor will be required to give the Railroad representative at least 10 working days of advance written notice of the intent to begin work within Railroad right-of-way in accordance with this special provision, and must receive written or verbal confirmation of this request from the Railroad representative. Once begun, when such work is then suspended at any time, or for any reason, the Contractor will be required to give the Railroad representative at least 10 working days of advance notice before resuming work on Railroad right-of-way. Such notices shall include sufficient details of the proposed work to enable the Railroad representative to determine if Railroad Protective Services will be required. If such notice is in writing, the Contractor shall furnish the Engineer a copy; if notice is given verbally, it shall be confirmed in writing with copy to the Engineer. If Railroad Protective Services are required, no work shall be undertaken until the Railroad Protective Services personnel is present at the job site. It may take 30 days or longer to obtain Railroad Protective Services initially from the Railroad. When Railroad Protective Services begin, the Railroad Protective Services personnel is usually assigned by the Railroad to work at the project site on a continual basis until no longer needed and cannot be called for on a spot basis. If Railroad Protective Services become unnecessary and are suspended, it may take 30 days or longer to again obtain Railroad Protective Services from the Railroad. Due to Railroad labor agreements, it is necessary to give 5 working days notice before Railroad Protective Service may be discontinued and responsibility for payment stopped.

7.2.4 If, after the Railroad Protective Services personnel is assigned to the project site, an emergency arises that requires the personnel's presence elsewhere, then the Contractor shall delay work on Railroad right-of-way until such time as the personnel is again available. Any additional costs resulting from such delay shall be borne by the Contractor and not the Sponsor or Railroad.

7.3 Payment:

7.3.1 The Sponsor will be responsible for paying the Railroad directly for any and all costs of Railroad Protective Services which may be required to accomplish the construction. These costs will be deducted from the Contractor's payments.

7.3.2 The estimated cost of Railroad Protective Services is the current rate per day based on a 12-hour workday (approximately \$1,500 per day). This cost includes the base pay for the Railroad Protective Services personnel, overhead, and includes a per diem charge for travel expenses, meals, and lodging. The charge to the Sponsor by the Railroad will be the actual cost based on the rate of pay for the personnel who is available Railroad Protective Services at the time the service is required.

7.3.3 Work by Railroad Protective Services in excess of 8 hours per day or 40 hours per week, but not more than 12 hours a day will result in overtime pay at 1 and 1/2 times the appropriate rate. Work by Railroad Protective Services in excess of 12 hours per day will result in overtime at 2 times the appropriate rate. If work is performed on a holiday, the Railroad Protective Services rate is 2 and 1/2 times the normal rate.

7.3.4 Railroad work involved in preparing and handling bills will also be charged to the Sponsor. Charges to the Sponsor by the Railroad shall be in accordance with applicable provisions of Subchapter B, Part 140, Subpart I and Subchapter G, Part 646, Subpart B of the Federal-Aid Policy Guide issued by the

Federal Highway Administration on December 9, 1991, including all current amendments. Railroad Protective Services costs are subject to change. The above estimates of Railroad Protective Services costs are provided for information only and are not binding in any way.

7.4 Verification:

7.4.1 The Railroad's Protective Services personnel will electronically enter Railroad Protective Services time via the Railroad's electronic billing system. Any complaints concerning Railroad Protective Services must be resolved in a timely manner. If the need for Railroad Protective Services is questioned, please contact the Railroad Engineer. All verbal complaints will be confirmed in writing by the Contractor within 5 working days with a copy to the Sponsor's Engineer. Address all written correspondence electronically to the Railroad Engineer.

7.4.2 The Railroad Protective Services personnel assigned to the project will be responsible for notifying the Sponsor's Representative upon arrival at the job site on the first day (or as soon thereafter as possible) that Railroad Protective Services begin and on the last day that the Railroad Protective Services personnel performs such services for each separate period that services are provided. The Sponsor's Representative will document such notification in the project records. When requested, the Sponsor's Representative will also sign the Railroad Protective Services personnel's document(s) showing daily time spent and activity at the project site.

8.0 Haul Across Railroad Track:

8.1 Where the plans show or imply that materials of any nature must be hauled across the Railroad's track, unless the plans clearly show that the Sponsor has included arrangements for such haul in its agreement with the Railroad, the Contractor will be required to make all necessary arrangements with the Railroad regarding means of transporting such materials across the Railroad's track. The Contractor or Sponsor will be required to bear all costs incidental to such crossings whether services are performed by the Contractor's own forces or by Railroad personnel.

8.2 No crossing may be established for use of the Contractor for transporting materials or equipment across the tracks of the Railroad unless specific authority for its installation, maintenance, necessary watching and Railroad Protective Services thereof and removal, until a temporary private crossing agreement has been executed between the Contractor and Railroad. The approval process for an agreement normally takes 90 days.

9.0 Work for the Benefit of the Contractor:

9.1 All temporary or permanent changes in wire lines or other facilities which are considered necessary to the project are shown on the plans; included in the force account agreement between the Sponsor and the Railroad or will be covered by appropriate revisions to same which will be initiated and approved by the Sponsor and/or the Railroad.

9.2 Should the Contractor desire any changes in addition to the above, then the Contractor shall make separate arrangements with the Railroad for same to be accomplished at the Contractor's expense.

10.0 Cooperation and Delays:

10.1 It shall be the Contractor's responsibility to arrange a schedule with the Railroad for accomplishing stage construction involving work by the Railroad or tenants of the Railroad. In arranging the Contractor's

schedule, the Contractor shall ascertain, from the Railroad, the lead time required for assembling crews and materials and shall make due allowance therefore.

10.2 No charge or claim of the Contractor against either the Sponsor or the Railroad will be allowed for hindrance or delay on account of railroad traffic; any work done by the Railroad or other delay incident to or necessary for safe maintenance of railroad traffic or for any delays due to compliance with these special provisions.

11.0 Trainman's Walkways:

11.1 Along the outer side of each exterior track of multiple operated track, and on each side of single operated track, an unobstructed continuous space suitable for trainman's use in walking along trains, extending to a line not less than 10 feet from centerline of track, shall be maintained. Any temporary impediments to walkways and track drainage encroachments or obstructions allowed during work hours while Railroad's Protective Service is provided shall be removed before the close of each workday. If there is any excavation near the walkway, a handrail, with 10'-0" minimum clearance from centerline of track, shall be placed and must conform to AREMA and/or FRA standards.

12.0 Guidelines for Personnel on Railroad Right-of-Way:

12.1 The Contractor and/or the Sponsor's personnel authorized to perform work on the Railroad's property as specified in Section 2 above are not required to complete Norfolk Southern Roadway Worker Protection Training; However, the Contractor and the Sponsor's personnel must be familiar with Norfolk Southern's standard operating rules and guidelines, should conduct themselves accordingly, and may be removed from the property for failure to follow these guidelines.

12.2 All persons shall wear hard hats. Appropriate eye and hearing protection must be used. Working in shorts is prohibited. Shirts must cover shoulders, back and abdomen. Working in tennis or jogging shoes, sandals, boots with high heels, cowboy and other slip-on type boots is prohibited. Hard-sole, lace-up footwear, zippered boots or boots cinched up with straps which fit snugly about the ankle are adequate. Wearing of safety boots and reflective vests are required.

12.3 No one is allowed within 25' of the centerline of track without specific authorization from the Railroad.

12.4 All persons working near track while train is passing are to lookout for dragging bands, chains and protruding or shifted cargo.

12.5 No one is allowed to cross tracks without specific authorization from the Railroad.

12.6 All welders and cutting torches working within 25' of track must stop when train is passing.

12.7 No steel tape or chain will be allowed to cross or touch rails without permission from the Railroad.

13.0 Guidelines for Equipment on Railroad Right-of-Way:

13.1 No crane or boom equipment will be allowed to set up to work or park within boom distance plus 15' of centerline of track without specific permission from Railroad official and Railroad Protective Services personnel.

13.2 No crane or boom equipment will be allowed to foul track or lift a load over the track without Railroad Protective Services personnel authorized to obtain track time.

13.3 All employees will stay with their machines when crane or boom equipment is pointed toward track.

13.4 All cranes and boom equipment under load will stop work while train is passing (including pile driving).

13.5 Swinging loads must be secured to prevent movement while train is passing.

13.6 No loads will be suspended above a moving train.

13.7 No equipment will be allowed within 25' of centerline of track without specific authorization of the Railroad official and Railroad Protective Services personnel.

13.8 Trucks, tractors, or any equipment will not touch ballast line without specific permission from Railroad official and Railroad Protective Services personnel. At the beginning of each project that involves the Contractor working within 25' of the centerline of any track, orange construction fencing must be established. Orange construction fencing shall be established in accordance with the minimum temporary horizontal clearances contained in Section 4.1.2 and shall be maintained for the duration of construction.

13.9 No equipment or load movement is permitted within 25' or above a standing train or Railroad equipment without specific authorization of the Railroad Protective Services personnel.

13.10 All operating equipment within 25' of track must halt operations when a train is passing. All other operating equipment may be halted by the Railroad Protective Services personnel if said personnel views the operation to be dangerous to the passing train.

13.11 All equipment, loads and cables are prohibited from touching rails.

13.12 While clearing and grubbing, no vegetation will be removed from Railroad embankment with heavy equipment without specific permission from the Railroad Engineer and Railroad Protective Services personnel.

13.13 No equipment or materials will be parked or stored on Railroad's property unless specific authorization is granted from the Railroad Engineer.

13.14 All unattended equipment that is left parked on Railroad property shall be effectively immobilized so that it cannot be moved by unauthorized persons.

13.15 All cranes and boom equipment will be turned away from track after each workday or whenever unattended by an operator.

13.16 Prior to performing any crane operations, the Contractor shall establish a single point of contact for the Railroad Protective Services personnel to remain in communication with at all times. Person must also be in direct contact with the individual(s) directing the crane operation(s).

14.0 Insurance:

14.1 In addition to any other forms of insurance or bonds required under the terms of the contract and specifications, the Prime Contractor will be required to carry insurance of the following kinds and amounts:

Job No.: JKR0228
Route: VARIOUS
County: RAY

14.1.1 A Commercial General Liability (“CGL”) policy containing products and completed operations, bodily injury, property damage, and contractual liability coverage, with a combined single limit of not less than \$5,000,000 for each occurrence with a general aggregate limit of not less than \$5,000,000. Any portion of this requirement may be satisfied by a combination of General Liability and/or Excess/Umbrella Liability Coverage. The CGL policy shall provide additional insured coverage equivalent to at least as broad as ISO CG 20 10 11/85.

14.1.2 Automobile Liability Insurance with a current ISO occurrence form policy (or equivalent) and apply on an “any auto” (Symbol 1) basis, including coverage for all vehicles used in connection with the Work or Services on the leased property, providing annual limits of at least \$1,000,000 per occurrence for bodily injury and property damage combined including uninsured and underinsured motorist coverage, medical payment protection, and loading and unloading. This policy shall be endorsed to include Transportation Pollution Liability Broadened Coverage ISO CA 99 48 03 06 or MCS-90 if vehicles are subject to Federal jurisdiction. If this coverage is on a claims-made form, the Retro Active Date must be prior to the date of this Agreement and the policy endorsement must be maintained for not less than seven (7) years.

14.1.3 Workers’ Compensation Insurance to meet fully the requirement of any compensation act, plan, or legislative enactment applicable in connection with the death, disability or injury of Licensee’s officers, agents, servants, or employees arising directly or indirectly out of the performance of the work.

14.1.4 Employers’ Liability Insurance with limits of not less than \$1,000,000 each accident, \$1,000,000 policy limit for disease, and \$1,000,000 each employee for disease.

14.1.5 All insurance required in Section 14.1 (excluding any Workers’ Compensation policy) shall name Norfolk Southern Railway and its parent, subsidiary, and affiliated companies as additional insureds with an appropriate endorsement to each policy.

14.1.6 All policies secured by Contractor, whether primary, excess, umbrella or otherwise, and providing coverage to the Railway as an additional insured (i) are intended to take priority in responding and to pay before any insurance policies Railway may have secured for itself must respond or pay and (ii) may not seek contribution from any policies the Railway may have secured for itself.

14.1.7 No cross-liability exclusions are permitted that would apply to the additional insureds, and there may not be any restrictions in any policy that limits coverage for a claim brought by an additional insured against a named insured.

14.1.8 To the fullest extent permitted by law, all insurance furnished by Contractor in compliance with Section 14.1 shall include a waiver of subrogation in favor of Railway with an appropriate endorsement to each policy.

14.1.9 All policies required in Section 14.1 shall not be subject to cancellation, termination, modification, changed, or non-renewed except upon thirty (30) days’ prior written notice to the additional insureds.

14.1.10 The insurance coverages maintained by Contractor shall not limit any indemnity obligations or other liabilities. The insurance available to Norfolk Southern Railway and its parent, subsidiary and affiliated companies as additional insureds shall not be limited by these requirements should Licensee maintain higher coverage limits.

14.1.11 Any deductibles or retentions in excess of \$50,000 maintained on any insurance required in 14.A shall be disclosed and approved by Norfolk Southern Railway with a request made for approval to NSRISK3@nscorp.com.

14.1.12 Anyone subcontractor providing work on this project must extend CG 20 38 (or broader coverage) additional Insured endorsement to provide coverage for up stream parties.

14.1.13 Contractor shall require all subcontractors who are not covered by the insurance carried by Contractor to obtain commercially reasonable insurance coverage, but not less than the requirements of 14.A.

14.2 In addition to the insurances required in Section 14.1, the Contractor shall also procure on behalf of the Railroad for the entirety of the project:

14.2.1 Railroad Protective Liability (RPL) Insurance having a combined single limit of not less than \$5,000,000 each occurrence and \$10,000,000 in the aggregate applying separately to each annual period. Said policy shall provide coverage for all loss, damage or expense arising from bodily injury and property damage liability, and physical damage to property attributed to acts or omissions at the job site.

14.2.2 The standards for the Railroad Protective Liability Insurance are as follows:

- a) The insurer must be rated A- or better by A.M. Best Company, Inc.
- b) The policy must be written using one of the following combinations of Insurance Services Office (“ISO”) RPL Insurance Form Numbers:
 - 1) CG 00 35 01 96 and CG 28 31 10 93; or
 - 2) CG 00 35 07 98 and CG 28 31 07 98; or
 - 3) CG 00 35 10 01; or
 - 4) CG 00 35 12 04; or
 - 5) CG 00 35 12 07; or
 - 6) CG 00 35 04 13.
- c) The named insured shall read:

Norfolk Southern Corporation and its subsidiaries and affiliates
650 West Peachtree Street NW – Box 46
Atlanta, GA 30308
Attn: Risk Manager

(NOTE: Railroad does not share coverage on RPL with any other entity on this policy)
- d) The description of operations must appear on the Declarations, must match the project description in this agreement, and must include the appropriate Sponsor project and contract identification numbers.
- e) The job location must appear on the Declarations and must include the city, state, and appropriate highway name/number. NOTE: Do not include any references to milepost, valuation station, or mile marker on the insurance policy.
- f) The name and address of the prime Contractor must appear on the Declarations.
- g) The name and address of the Sponsor must be identified on the Declarations as the “Involved Governmental Authority or Other Contracting Party.”
- h) Endorsements/forms that are **required** are:
 - 1) Physical Damage to Property Amendment
 - 2) Terrorism Risk Insurance Act (TRIA) coverage must be included

Job No.: JKR0228
Route: VARIOUS
County: RAY

- i) Other endorsements/forms that will be accepted are:
- 1) Broad Form Nuclear Exclusion – Form IL 00 21
 - 2) 30-day Advance Notice of Non-renewal or cancellation
 - 3) Required State Cancellation Endorsement
 - 4) Quick Reference or Index Form CL/IL 240
- j) Endorsements/forms that are NOT acceptable are:
- 1) Any Pollution Exclusion Endorsement except CG 28 31
 - 2) Any Punitive or Exemplary Damages Exclusion
 - 3) Known injury or Damage Exclusion form CG 00 59
 - 4) Any Common Policy Conditions form
 - 5) An Endorsement that limits or excludes Professional Liability coverage
 - 6) A Non-Cumulation of Liability or Pyramiding of Limits Endorsement
 - 7) An Endorsement that excludes TRIA coverage
 - 8) A Sole Agent Endorsement
 - 9) Any type of deductible endorsement or amendment
 - 10) Any other endorsement/form not specifically authorized in item no. 14.2.2.h above.

SPONSOR:

Mr. Dave Ahlvers
State Construction & Materials Engineer
Missouri Department of Transportation
P.O. Box 270
Jefferson City, MO 65102

RAILROAD:

Risk Management
Norfolk Southern Corporation
and its subsidiaries
650 West Peachtree Street – NW
Box 46 Atlanta, GA 30308
NSRISK3@NSCORP.COM

14.3 All insurance required under Section 14.1 and 14.2 shall be underwritten by insurers and be of such form and content, as may be acceptable to the Railway. Prior to entry on Railroad right-of-way, the original electronic RPL Insurance Policy shall be submitted by the Prime Contractor to the Railway at NSRISK3@NSCORP.COM for review and approval. In addition, certificates of insurance evidencing the Prime Contractor's insurance compliant with the requirements in 14.1 shall be issued to the Railway at NSRISK3@NSCORP.COM at the same time the RPL Policy is submitted.

14.4 The insurance required herein shall in no way serve to limit the liability of Sponsor or its Contractors under the terms of this agreement.

14.5 Insurance Submission Procedures

14.5.1 The Railroad will only accept initial insurance submissions via email to NSRISK3@NSCORP.COM. The Railroad will NOT accept initial insurance submissions via hard copies that would be sent either US Mail or Overnight carrier or faxes as only electronic versions only are to be submitted to Railroad. **Please provide point of contact information with the submission including a phone number and email address.**

For email insurance submissions, the subject line should follow the format provided unless otherwise directed by the Railroad Engineer:

Insurance Submittal: City, State – NS File Number – NS Milepost – Project Name – Sponsor Project #

Job No.: JKR0228
Route: VARIOUS
County: RAY

14.5.2 Railroad requires the following two (2) forms of insurance in the initial electronic insurance submission to NSRISK3@NSCORP.COM to be submitted under a cover letter providing details of the project and containing the contact information:

a. The full original or certified true electronic countersigned copy of the RPL Insurance Policy in its entirety inclusive of all declarations, schedule of forms and endorsements along with the policy forms and endorsements as required in Section 14.2.

b. A certificate of insurance from the Contractor evidencing the Contractor's insurance in Section 14.1 (i.e. the Contractor's commercial general, automobile, and workers' compensation liability insurance, etc.). The certificate must show Norfolk Southern Railroad and its subsidiaries and affiliated companies as an additional insured on the General Liability and Auto policies. The certificate should also indicate that the Workers' Compensation policy waives subrogation against Norfolk Southern Corporation and its subsidiaries. See Norfolk Southern Public Improvement Projects Manual Appendix J for a Sample Certificate of Insurance.

15.0 Failure to Comply:

15.1 In the event the Contractor violates or fails to comply with any of the requirements of these Special Provisions:

15.1.1 The Railroad Engineer may require that the Contractor vacate Railroad property.

15.1.2 The Sponsor's Engineer may withhold all monies due the Contractor on monthly statements.

15.2 Any such orders shall remain in effect until the Contractor has remedied the situation to the satisfaction of the Railroad Engineer and the Sponsor's Engineer.

16.0 Payment for Cost of Compliance:

16.1 No separate payment will be made for any extra cost incurred on account of compliance with these special provisions. All such costs shall be included in prices bid for other items of the work as specified in the payment items.

17.0 Project Information:

Date: 5/26/2022
NS File No.: BRxxxxxxxx
NS Milepost: S – 246.99 DOT# 483858C
Sponsor's Project No.: JKR0228

P. Special Provisions For Protection Of BNSF Railway Company Interests

To Report an Emergency on the railroad call: (800) 832-5452
US DOT# 005358N MP 422.05 BNSF Marceline Sub west of Floyd, MO;

1.0 Authority of Railroad Engineer and Commission's Representative.

1.1 The authorized representative of BNSF Railway Company, herein called "Railroad Engineer", shall have final authority in all matters affecting the safe maintenance and operation of railroad traffic including the adequacy of the foundations and structures supporting the railroad tracks.

1.2 The authorized representative of the Missouri Highways and Transportation Commission, herein called "Engineer", shall have authority over all other matters as prescribed herein and in the project specifications.

2.0 Contractor's indemnity Obligations to the Railroad.

2.1 The term "contractor" as used in this special provision includes any and all subcontractors. The contractor shall indemnify, defend and hold harmless the Railroad from and against any and all loss, damage, claims, demands, causes of action, costs and expenses of whatsoever nature arising out of injury to or death of persons whomsoever, or out of damage to or destruction of property whatsoever, including, without limitation, damage to fiber optic, communication and other cable lines and systems, where such injury, death, damage or destruction results from any cause arising out of work performed by the contractor pursuant to the agreement between Railroad and the Commission for the project, and shall also release the Railroad from and shall waive any claims for injury or damage to equipment or other property, which may result from the construction, maintenance and operation of railroad tracks, wire lines, fiber optic cable, pipe lines and other facilities on said right of way of the Railroad by the contractor. **THE LIABILITY ASSUMED BY THE CONTRACTOR WILL NOT BE AFFECTED BY THE FACT, IF IT IS A FACT, THAT THE DAMAGE, DESTRUCTION, INJURY, DEATH, CAUSE OF ACTION OR CLAIM WAS OCCASIONED BY OR CONTRIBUTED TO BY THE NEGLIGENCE OF THE RAILROAD, THE RAILROAD'S AGENTS, SERVANTS, EMPLOYEES OR OTHERWISE, EXCEPT TO THE EXTENT THAT SUCH CLAIMS ARE PROVEN BY ANY CLAIMANT TO HAVE BEEN PROXIMATELY CAUSED BY THE INTENTIONAL MISCONDUCT OR SOLE OR GROSS NEGLIGENCE OF THE RAILROAD.** The contractor's indemnity shall include loss of profits or revenue arising from damage or destruction to fiber optic, communication and other cable lines and systems.

2.2 In addition to the indemnity obligations contained in the preceding paragraph, the contractor shall indemnify, defend and hold harmless the Railroad from any claims, expenses, costs, actions, demands, losses, fines, penalties, and fees, of whatsoever nature arising from, related to or connected, in whole or in part, with the following:

- (a) The removal of the contractor's agents, servants, employees or invitees from the Railroad's property for safety reasons.
- (b) Contractor's compliance or failure to comply with the provision of applicable law in connection with the performance of contractor's work.

3.0 Notice of Starting Work.

3.1 The contractor shall not commence any work on Railroad's right of way until the contractor has complied with the following conditions:

- (a) The contractor shall be required to apply for, execute and comply with all provisions of a permit obtained by accessing the following link: <http://bnsf.railpermitting.com>

3.2 The Railroad's written authorization to proceed with the work, with a copy to the Engineer, will include the names, addresses and telephone numbers of the Railroad's representatives who are to be notified

as hereinafter required. Where more than one representative is designated, the area of responsibility of each representative shall be specified.

4.0 Interference with Railroad Operations.

4.1 The contractor shall arrange and conduct all work so that there shall be no interference with the Railroad's operations, including train, signal, telephone and telegraphic services; or damage to the Railroad's property; poles, wires and other facilities of tenants, licensees, easement grantees and invitees on the Railroad's right of way. Whenever work may affect the operations or safety of trains, the method of doing such work shall first be submitted to the Railroad Engineer for approval, but such approval shall not relieve the contractor from liability. Any work to be performed by the contractor that requires flagging service or inspection service shall be deferred by the contractor until the flagging service required by the Railroad is available at the job site.

4.2 Whenever work within the Railroad's right of way is of such a nature that impediment to the Railroad's operations is unavoidable, such as use of runaround tracks or necessity for reduced speed, the contractor shall schedule and conduct these operations so that such impediment is reduced to the absolute minimum.

4.3 Should conditions arising from, or in connection with the work require that immediate and unusual provisions be made to protect the Railroad's operations and property, the contractor shall make such provisions. If in the judgment of the Railroad Engineer, or the Engineer if the Railroad Engineer is absent, such provision is insufficient, the Railroad Engineer or Engineer may require or provide such provisions as deem necessary. In any event, such provisions shall be at the contractor's expense and without cost to the Railroad or the Commission.

4.4 The contractor shall be responsible for any damage to the Railroad as a result of work on the project, which shall include but not be limited to interference with the normal movement of trains caused exclusively by the work performed by the contractor. The contractor shall be responsible for damages for the Railroad's train delays that are caused exclusively by the contractor. The Railroad agrees not to perform any act to unnecessarily cause any train delay. The damages for train delays per freight hour will be billed at an average rate per hour as determined from the Railroad's records. These records shall be provided by the Railroad, upon request, to the Commission or the Commission's contractor.

5.0 Track Clearances.

5.1 The minimum track clearances to be maintained by the contractor during construction are shown on the project plans. However, before undertaking any work within Railroad's right of way, or before placing any obstruction over any track, the contractor shall:

- (a) Notify the Railroad Engineer at least 72 hours in advance of the work.
- (b) Receive assurance from the Railroad Engineer that arrangements have been made for flagging service as may be necessary.
- (c) Receive permission from the Railroad Engineer to proceed with the work.
- (d) Ascertain that the Engineer has received copies of notice to the Railroad and of the Railroad's response.

5.2 The contractor shall fully comply with any horizontal and vertical clearance requirements imposed by Missouri state statutes and regulations and Federal statutes and regulations regarding the placement of structures or equipment near or over railroad tracks.

6.0 Construction Procedures.

6.1 General. Construction work on the Railroad's property shall be:

- (a) Subject to the inspection and review of the Railroad.
- (b) In accordance with the Railroad's written outline of specific conditions.
- (c) In accordance with this special provision.

6.2 Excavation. The subgrade of an operated track shall be maintained with the berm edge at least 12 feet from centerline of track and not more than 26 inches below top of the rail. The contractor will not be required to make existing section meet this specification if substandard, in which case the existing section will be maintained. The contractor shall cease all work and notify the Railroad immediately before continuing excavation in the work area if obstructions are encountered which do not appear on the drawings. If the obstruction is a utility and the owner of the utility can be identified, then the contractor shall also notify the owner immediately. If there is any doubt about the location of underground cables or lines of any kind, no work shall be performed until the exact location has been determined. There will be no exceptions to these instructions. Additionally, all excavations shall be conducted in compliance with applicable Occupational Safety and Health Act regulations and, regardless of depth, shall be shored where there is any danger to tracks, structures or personnel. Any excavations, holes or trenches on the Railroad's property shall be covered, guarded and/or protected when not being worked on. When leaving work site areas at night and over weekends, the areas shall be secured and left in a condition that will ensure that Railroad's employees and other personnel who may be working or passing through the area are protected from all hazards. All excavations shall be back filled as soon as possible.

6.3 Excavation for Structure. The contractor shall be required to take special precaution and care in connection with excavating, shoring pits and in driving piles for footings adjacent to tracks to provide adequate lateral support for the tracks and the loads which the tracks carry, without disturbance of track alignment and surface, and to avoid obstructing track clearances with working equipment, tools or other material. The procedure for doing such work, including need of and plans for shoring, shall be approved by the Railroad Engineer before work is performed, but such approval shall not relieve the contractor from liability. Before submission of plans to the Railroad Engineer for approval, the Engineer will first review such plans in accordance with the Missouri Standard Specifications for Highway Construction, hereinafter called "Standard Specifications". The responsibility for the design and construction of the sheeting rests solely with the contractor. The temporary shoring along the railroad tracks shall be designed for the Cooper E80 loading. The design shall insure that the shoring is braced or substantially securely to prevent movement. The contractor shall submit plans for the temporary shoring that shall be signed, sealed, and stamped in accordance with the laws relating to Architects and Professional Engineers, Chapter 327, RSMo. and then submitted for review by the Engineer.

6.4 Demolition of Existing Structures. The contractor shall be required to take special precaution and care in connection with demolition of existing structures. The procedure for doing such work, including need of and plans for temporary falsework, shall first be approved by Railroad Engineer before work is performed, but such approval shall not relieve the contractor from liability. Before submission of plans to the Railroad Engineer for approval, the Engineer will first review such plans.

6.5 Falsework. The contractor shall be required to take special precaution and care to prevent any material from falling on the Railroad's right of way. The procedure for preventing material from falling, including need of and plans for temporary falsework, shall first be approved by the Railroad Engineer, but such approval shall not relieve the contractor from liability. Before submission of plans to the Railroad Engineer for approval, the Engineer will first review such plans.

6.6 Blasting.

6.6.1 The contractor shall obtain advance approval of the Railroad Engineer and the Engineer for use of explosives on or adjacent to the Railroad's property. If permission for use of explosives is granted, the contractor shall be required to comply with the following:

(a) Blasting shall be done with light charges under the direct supervision of a responsible officer or employee of the contractor.

(b) Electric detonating fuses shall not be used because of the possibility of premature explosions resulting from operation of two-way train radios.

(c) No blasting shall be done without the presence of the Railroad Engineer. At least 72 hours advance notice to the person designated in the Railroad's notice of authorization to proceed as mentioned in Section 2.2 of this job special provision, the contractor shall be required to arrange for the presence of the Railroad Engineer and such flagging as the Railroad may require.

(d) The contractor shall have at the job site adequate equipment, labor and materials and allow sufficient time to clean up debris resulting from the blasting without delay to trains, as well as correcting, at contractor's expense, any track misalignment or other damage to the Railroad's property resulting from the blasting as directed by the Railroad Engineer. If contractor's actions result in delay of trains, the contractor shall bear the entire cost thereof.

6.6.2 The Railroad Engineer will:

(a) Determine the approximate location of trains and advise the contractor the approximate amount of time available for the blasting operation and clean-up.

(b) Have the authority to order discontinuance of blasting if blasting is too hazardous or is not in accordance with this special provision.

6.7 Maintenance of Railroad Facilities. The contractor shall be required to maintain all ditches and drainage structures free of silt or other obstructions which may result from contractor's operations. The contractor shall promptly repair eroded areas within Railroad's right of way and repair any other damage to the Railroad's property, tenants, licensees, easement grantees and invitees. All such maintenance and repair of damages due to the contractor's operations shall be done at the contractor's expense.

6.8 Storage of Materials and Equipment.

6.8.1 The contractor shall not store or stockpile construction materials or equipment closer than 25 feet to the centerline of the nearest railroad track or on the Railroad's property not covered by construction easement, contractor's permit, lease or agreement. Additionally, the contractor shall not store or leave materials or equipment within 250 feet of the edge of any highway/rail at-grade crossings. Further, both sides of a main track shall remain unobstructed for a distance of 10 feet from the exterior edge of the track at all times to allow for stopped train inspection.

Job No.: JKR0228
Route: VARIOUS
County: RAY

6.8.2 Machines or vehicles shall not be left unattended with the engine running. Parked machines or equipment shall be in gear with brakes set and with blade, pan or bucket lowered to the ground if so equipped. All grading or construction machinery that is left parked near the track unattended shall be effectively immobilized so that unauthorized persons cannot move such equipment.

6.9 Cleanup. Upon completion of the work, the contractor shall remove from within the limits of the Railroad's right of way, all machinery, equipment, surplus materials, falsework, rubbish or temporary buildings of the contractor, and leave said right of way in a neat condition satisfactory to the Railroad Engineer.

6.10 Buried Cable and Other Buried Facilities.

6.10.1 The contractor is placed on notice that fiber optic, communication and other cable lines and systems, collectively the "Lines", owned by various telecommunications companies may be buried on Railroad's property or right of way. The locations of the buried Lines, pipelines or utility facilities have been included on the plans based on information from the telecommunications companies, pipeline operators, or utilities, as the case may be. The contractor shall be responsible for contacting the Railroad Engineer, the Railroad's 24-hour information number (1-800-533-2891), the telecommunications companies, pipeline operators and utilities and notifying them of any work that may damage the buried Lines, pipelines, utility facilities and/or interfere with their service. The contractor shall verify the location of all buried Lines, pipelines and utility facilities shown on the plans or marked in the field in order to establish their exact locations prior to or while doing work on the Railroad's property or right of way. The contractor shall also use all reasonable methods when working on the Railroad's property or right of way to determine if any other buried Lines, pipelines or utility facilities exist on the Railroad's property or right of way.

6.10.2 Failure to mark or identify the buried Lines, pipelines or utility facilities will be sufficient cause for the Railroad Engineer to stop construction at no cost to the Commission or Railroad until these items are completed. The contractor shall be responsible for the rearrangement of any buried facilities, Lines, pipelines or utility facilities determined to interfere with the construction. The contractor shall cooperate fully with any telecommunications companies, pipeline operators and utility facility owners in performing such rearrangements.

7.0 Damages. The Railroad will not assume liability for any damages to the contractor, contractor's work, employees, servants, equipment and materials caused by railroad traffic. Any cost incurred by the Railroad for repairing damages to Railroad's property or to property of the Railroad's tenants, licensees, easement grantees and invitees caused by or resulting from the contractor's operations shall be paid directly to the Railroad by contractor.

8.0 Flagging Services.

8.1 When Required. Under the terms of the agreement between the Commission and the Railroad, the Railroad has sole authority to determine the need for flagging required to protect the Railroad's operations. In general, the requirements of such services will be whenever the contractor's personnel or equipment are, or are likely to be, working on the Railroad's right of way within 25 feet of the centerline of any track, or across, over, adjacent to, or under a track, or when such work has disturbed or is likely to disturb a railroad structure or the railroad roadbed or surface and alignment of any track to such extent that the movement of trains must be controlled by flagging, or reasonable probability of accidental hazard to Railroad's operations or personnel. Normally, the Railroad will assign one flagger to a project; but in some cases, more than one may be necessary, such as yard limits where 3 flaggers may be required.

Job No.: JKR0228
Route: VARIOUS
County: RAY

However, if the contractor works within distances that violate instructions given by the Railroad Engineer or performs work that has not been scheduled with the Railroad Engineer, flaggers may be required full time until the project has been completed.

8.2 Scheduling and Notification.

8.2.1 Not later than the time that approval is initially requested to begin work on the Railroad's right of way (30 days), contractor shall furnish to the Railroad and the Commission a schedule for all work required to complete the portion of the project within Railroad's right of way and arrange for a job site meeting between the contractor, the Engineer, and the Railroad Engineer. Flaggers may not be provided until the job site meeting has been conducted and the contractor's work scheduled.

8.2.2 The contractor shall be required to give the Railroad Engineer at least 30 days of advance written notice of intent to begin work within Railroad's right of way in accordance with this special provision. Once begun, if such work is then suspended at any time, or for any reason, the contractor shall be required to give the Railroad Engineer at least 5 working days of advance notice before resuming work on Railroad's right of way. Such notices shall include sufficient details of the proposed work to enable the Railroad Engineer to determine if flagging will be required. If such notice is in writing, the contractor shall furnish the Engineer a copy; if notice is given verbally, the notice shall be confirmed in writing with copy to the Engineer. If flagging is required, no work shall be undertaken until the flagger or flaggers are present at the job site. Obtaining a flagger or flaggers may take up to 30 days to obtain initially from the Railroad. When flagging begins, the flagger is usually assigned by the Railroad to work at the project site on a continual basis until no longer needed and cannot be called for on a spot basis. If flagging becomes unnecessary and is suspended, obtaining a flagger or flaggers may take up to 30 days to again obtain from the Railroad. Due to Railroad labor agreements, 10 working days notice may be necessary before flagging services may be discontinued and responsibility for payment stopped. Notification for flagging should be addressed to:

Mr. Mariano Rodriquez
BNSF Railroad
913-551-4420

8.2.3 If, after the flagger is assigned to the project site, emergencies arise which require the flagger's presence elsewhere, then the contractor shall delay work on the Railroad's right of way until such time as the flagger is again available. Any additional costs resulting from such delay shall be borne by the contractor and not the Railroad.

8.3 Payment.

8.3.1 The Contractor will pay the Railroad or appropriate flagging contractor directly for the cost of flagging services associated with the project and notify the MoDOT Resident Engineer of such payments.

8.3.2 The Contractor shall be responsible for arranging needing flagging services as required by the Railroad to accomplish the highway improvement.

8.3.3 The cost of flagging service is approximately \$1,500 per day based on an 8-hour work day and a 40-hour work week. This cost includes the base pay for the flagger, overhead, and per diem charge for travel expenses, meals and lodging. The charge to the contractor by the Railroad will be the actual cost based on the rate of pay for the Railroad's employees who are available for flagging service at the time the service is required. Work by a flagger in excess of 8 hours per day or 40 hours per week but not more than 12 hours a day will result in overtime pay at 1 1/2 times the appropriate rate. Work by a flagger

Job No.: JKR0228
Route: VARIOUS
County: RAY

in excess of 12 hours per day will result in overtime pay at 2 times the appropriate rate. If work is performed on a holiday, the flagging rate is 2 1/2 times the normal rate. Railroad expenses incurred preparing and handling invoices will also be charged to the contractor and/or the Commission. Charges to the contractor and/or the Commission by the Railroad shall be in accordance with applicable provisions of Volume 1, Chapter 4, §3 and Volume 6, Chapter 6, §2, Subsection 1 of the Federal-Aid Highway Program Manual issued by the Federal Highway Administration, including all current amendments. Flagging costs are subject to change. The above estimates of flagging cost are provided for information only and are not binding in any way. Each time a flagger is called, the minimum period for billing will be the 8 hour basic day unless the flagger can be assigned to other Railroad work during the work day.

8.3.4 In addition to the hours of providing flagging at the construction site, the flagger hours will include, but is not limited to, travel time to and from the project, time to complete paperwork for the flagging operations and time for setting warning signs/flags for the train traffic.

8.4 Verification.

8.4.1 Any complaints concerning a flagger shall be resolved in a timely manner. If need for a flagger is questioned, please contact the Railroad Engineer and Mr. Jeremy Wegner, Manager of Public Projects at (320) 444-5719. All verbal complaints shall be confirmed in writing by the contractor within 5 working days with copy to the Railroad Engineer and Engineer. All written correspondence shall be addressed to Mr. Wegner as shown in Section 2.1 of this job special provision.

8.4.2 The Railroad flagger assigned to the project will be responsible for notifying the Engineer upon arrival at the job site on the first day, or as soon thereafter as possible, that flagging services begin and on the last day that flagger performs such services for each separate period that services are provided. The Engineer will document such notification in the project records.

9.0 Haul Across Railroads.

9.1 Where the plans show or imply that materials of any nature must be hauled across the Railroad's tracks, unless the plans clearly show that the Commission has included arrangements for such haul in the agreement with the Railroad, the contractor shall be required to make all necessary arrangements with the Railroad regarding means of transporting such materials across the Railroad's tracks. The contractor shall be required to bear all costs incidental to such crossings, including flagging, whether services are performed by contractor's own forces or by Railroad's personnel.

9.2 No crossing may be established for use of the contractor for transporting materials or equipment across the tracks of the Railroad unless specific authority for the installation, maintenance, necessary watching and flagging thereof and removal, all at the expense of the contractor, is first obtained from the Railroad Engineer.

10.0 Work for the Benefit of the Contractor. All temporary or permanent changes in wire lines or other facilities which are considered necessary to the project are shown on the plans, and are included in the agreement between the Commission and the Railroad or will be covered by appropriate revisions to same which will be initiated and approved by the Commission and/or the Railroad. Should the contractor desire any changes in addition to the above, then contractor shall make separate arrangements with the Railroad for same to be accomplished at the contractor's expense.

11.0 Cooperation and Delays. The contractor shall arrange a schedule with the Railroad for accomplishing staged construction involving work by the Railroad or tenants, licensees, easement grantees and invitees of the Railroad. In arranging a schedule, the contractor shall ascertain, from the

Railroad, the lead time required for assembling crews, materials and make due allowance. No charge of claims of the contractor against the Railroad will be allowed for hindrance or delay on account of railway traffic for any work done by the Railroad, other delay incident to or necessary for safe maintenance of railway traffic, or for any delays due to compliance with this special provision.

12.0 Trainman's Walkways. Along the outer side of each exterior track of multiple operated track and on each side of single operated track, an unobstructed continuous space suitable for trainman's use in walking along trains shall be maintained extending to a line not less than 12 feet from centerline of track. Any temporary impediments to walkways and track drainage encroachments or obstructions allowed during work hours while Railway's protective service is provided shall be removed before the close of each workday. Any excavation near the walkway, the contractor shall install a handrail with a 12 feet minimum clearance from centerline of track.

13.0 Insurance. The amount of work to be performed upon, over or under Railroad's right of way is estimated to be 1 percent of the contractor's total bid for the project.

13.1 In addition to any other forms of insurance or bonds required under the terms of the contract and specifications, Contractor must, at its sole cost and expense, procure and maintain during the life of this Agreement the following insurance coverage:

(a) Commercial General Liability insurance. This insurance shall contain broad form contractual liability with a combined single limit of a minimum of \$2,000,000 each occurrence and an aggregate limit of at least \$6,000,000 but in no event less than the amount otherwise carried by the contractor. Coverage must be purchased on a post 2004 ISO occurrence form or equivalent and include coverage for, but not limit to the following:

- Bodily Injury and Property Damage
- Personal Injury and Advertising Injury
- Fire legal liability
- Products and completed operations

This policy must also contain the following endorsements, which must be indicated on the certificate of insurance:

- The definition of insured contract must be amended to remove any exclusion or other limitation for any work being done within 50 feet of railroad property.
- Waiver of subrogation in favor of and acceptable to Railway.
- Additional insured endorsement in favor of and acceptable to Railway.
- Separation of insureds.
- The policy shall be primary and non-contributing with respect to any insurance carried by Railway.

It is agreed that the workers' compensation and employers' liability related exclusions in the Commercial General Liability insurance policy(s) required herein are intended to apply to employees of the policy holder and shall not apply to Railway employees.

No other endorsements limiting coverage as respects obligations under this Agreement may be included on the policy with regard to the work being performed under this agreement.

(b) Business Automobile Insurance. This insurance must contain a combined single limit of at least \$1,000,000 per occurrence, and include coverage for, but not limited to the following:

- Bodily injury and property damage
- Any and all vehicles owned, used or hired

The policy shall also contain the following endorsements or language, which shall be indicated on the certificate of insurance:

- Waiver of subrogation in favor of and acceptable to Railway.
- Additional insured endorsement in favor of and acceptable to Railway.
- Separation of insureds.
- The policy shall be primary and non-contributing with respect to any insurance carried by Railway.

(c) Workers Compensation and Employers Liability insurance including coverage for, but not limited to:

- Contractor's statutory liability under the worker's compensation laws of the state(s) in which the work is to be performed. If optional under State law, the insurance must cover all employees anyway.
- Employers' Liability (Part B) with limits of at least \$500,000 each accident, \$500,000 by disease policy limit, \$500,000 by disease each employee.

This policy shall also contain the following endorsements or language, which shall be indicated on the certificate of insurance:

- Waiver of subrogation in favor of and acceptable to Railway.

(d) Railroad Protective Liability insurance naming only the Railway as the Insured with coverage of at least \$2,000,000 per occurrence and \$6,000,000 in the aggregate. The policy Must be issued on a standard ISO form CG 00 35 10 93 and include the following:

- Endorsed to include the Pollution Exclusion Amendment (ISO form CG 28 31 10 93)
- Endorsed to include the Limited Seepage and Pollution Endorsement.
- Endorsed to remove any exclusion for punitive damages.
- No other endorsements restricting coverage may be added.
- The original policy must be provided to the Railway prior to performing any work or services under this Agreement

In lieu of providing a Railroad Protective Liability Policy, Licensee may participate in Licensor's Blanket Railroad Protective Liability Insurance Policy available to contractor.

13.2 Other Requirements:

13.2.1 All policies (applying to coverage listed above) must not contain an exclusion for punitive damages and certificates of insurance must reflect that no exclusion exists.

Job No.: JKR0228
Route: VARIOUS
County: RAY

13.2.2 Contractor agrees to waive its right of recovery against Railway for all claims and suits against Railway. In addition, its insurers, through the terms of the policy or policy endorsement, waive their right of subrogation against Railway for all claims and suits. The certificate of insurance must reflect the waiver of subrogation endorsement. Contractor further waives its right of recovery, and its insurers also waive their right of subrogation against Railway for loss of its owned or leased property or property under contractor's care, custody or control.

13.2.3 Contractor is not allowed to self-insure without the prior written consent of Railway. If granted by Railway, any deductible, self-insured retention or other financial responsibility for claims must be covered directly by contractor in lieu of insurance. Any and all Railway liabilities that would otherwise, in accordance with the provisions of this Agreement, be covered by contractor's insurance will be covered as if contractor elected not to include a deductible, self-insured retention or other financial responsibility for claims.

13.2.4 Prior to commencing the Work, contractor must furnish to Railway an acceptable certificate(s) of insurance including an original signature of the authorized representative evidencing the required coverage, endorsements, and amendments and referencing the contract audit/folder number if available. Contractor shall notify Railway in writing at least 30 days prior to any cancellation, non-renewal, substitution or material alteration. Upon request from Railway, a certified duplicate original of any required policy must be furnished. Contractor should send the certificate(s) to the following address:

<u>Railroad:</u>	<u>Commission:</u>
BNSF Railway Company	Mr. Dave Ahlvers
P.O. Box 140528	State Construction and Materials Engineer
Kansas City, MO 64114	MoDOT
Toll Free: 877-576-2378	P.O. Box 270
Fax number: 817-840-7487	Jefferson City, MO 65102
Email:	BNSF@certfocus.com
www.certfocus.com	

13.2.5 Any insurance policy must be written by a reputable insurance company acceptable to Railway or with a current Best's Guide Rating of A- and Class VII or better, and authorized to do business in the state(s) in which the service is to be provide.

13.2.6 Contractor represents that this Agreement has been thoroughly reviewed by contractor's insurance agent(s)/broker(s), who have been instructed by contractor to procure the insurance coverage required by this Agreement. Allocated Loss Expense must be in addition to all policy limits for coverages referenced above. Not more frequently than once every five years, Railway may reasonably modify the required insurance coverage to reflect then-current risk management practices in the railroad industry and underwriting practices in the insurance industry.

13.2.7 If any portion of the operation is to be subcontracted by contractor, contractor must require that the subcontractor provide and maintain the insurance coverages set forth herein, naming Railway as an additional insured, and requiring that the subcontractor release, defend and indemnify Railway to the same extent and under the same terms and conditions as contractor is required to release, defend and indemnify Railway herein.

13.2.8 Failure to provide evidence as required by this section will entitle, but not require, Railway to terminate this Agreement immediately. Acceptance of a certificate that does not comply with this section will not operate as a waiver of contractor's obligations hereunder.

Job No.: JKR0228
Route: VARIOUS
County: RAY

13.2.9 The fact that insurance (including, without limitation, self-insurance) is obtained by contractor will not be deemed to release or diminish the liability of contractor including, without limitation, liability under the indemnity provisions of this Agreement. Damages recoverable by Railway will not be limited by the amount of the required insurance coverage.

13.2.10 For purposes of this section, Railway means "Burlington Northern Santa Fe LLC", "BNSF RAILWAY COMPANY" and the subsidiaries, successors, assigns and affiliates of each.

13.2.11 Railroad will not accept binders as evidence of insurance, the original policy shall be provided. The named insured, description of the work and designation of the job site to be shown on the Policy are as follows:

- (a) Named Insured: BNSF Railway Company
- (b) Description and Designation:
 - Resurfacing (mill/fill), Ray County, Route Z
 - Job No. JKR0228
 - US DOT# 005358N MP 422.05 BNSF Marceline Sub west of Floyd, MO.

13.2.12 The contractor must notify BNSF Manager of Public Projects at Jeremy.Wegner@BNSF.com when applying for railroad insurance coverage.

13.3 If any part of the work is sublet, similar insurance and evidence thereof in the same amounts as required of the prime contractor, shall be provided by or in behalf of the subcontractor to cover the subcontractor's operations. Endorsements to the prime contractor's policies specifically naming subcontractors and describing their operations will be acceptable for this purpose.

13.4 All Insurance hereinbefore specified shall be carried until all work required to be performed under the terms of the contract has been satisfactorily completed within the limits of the Railroad's right of way as evidenced by the formal acceptance by the Commission. Insuring Companies may cancel insurance by permission of the Commission and Railroad or on 30 days written notice to the Railroad and Commission.

14.0 Hazardous Materials Compliance and Reporting. Contractor shall be responsible for complying with all applicable federal, state and local governmental laws and regulations, including, but not limited to environmental laws and regulations (including but not limited to the Resource Conservation and Recovery Act, as amended; the Clean Water Act, as amended; the Oil Pollution Act, as amended; the Hazardous Materials Transportation Act, as amended; and the Comprehensive Environmental Response, Compensation and Liability Act, as amended), and health and safety laws and regulations. In addition to the liability provisions contained elsewhere in this job special provision, the contractor hereby indemnifies, defends and holds harmless the Railroad for, from and against all fines or penalties imposed or assessed by federal, state and local governmental agencies against the Railroad which arise out of contractor's work under this special provision. Notwithstanding the preceding sentence, the contractor will not be liable for pre-existing hazardous materials or hazardous substances discovered on Railroad's property or right of way so long as such hazardous materials or hazardous substances were not caused by (in whole or in part) contractor's work, acts or omissions. If contractor discovers any hazardous waste, hazardous substance, petroleum or other deleterious material, including but not limited to any non-containerized commodity or material, on or adjacent to Railroad's property, in or near any surface water, swamp, wetlands or waterways, while performing any work under this special provision, the contractor shall immediately:

- (a) Notify the Railroad's Resource Operations Center at (800) 832-5452, of such discovery.

Job No.: JKR0228
Route: VARIOUS
County: RAY

- (b) Take safeguards necessary to protect employees, subcontractors, agents and/or third parties.
- (c) Exercise due care with respect to the release, including the taking of any appropriate measure to minimize the impact of such release

15.0 Personal Injury Reporting. The Railroad is required to report certain injuries as a part of compliance with Federal Railroad Administration (“FRA”) reporting requirements. Any personal injury sustained by any employee of the contractor, subcontractor or contractor’s invitees while on the Railroad’s property shall be reported immediately, by phone or mail if unable to contact in person, to the Railroad’s representative in charge of the project. The Non-Employee Personal Injury Data Collection Form is to be completed and sent by Fax to the Railroad at (817) 352-7595 and to the Railroad’s Project Representative no later than the close of shift on the date of the injury.

16.0 Failure to Comply. In the event the contractor violates or fails to comply with any of the requirements of this special provision, the below orders will be applied. Any such orders shall remain in effect until the contractor has remedied the situation to the satisfaction of the Railroad Engineer and the Engineer.

- (a) The Railroad Engineer may require that the contractor to vacate the Railroad’s property.
- (b) The Engineer may withhold all monies due to the contractor until contractor has remedied the situation to the satisfaction of the Railroad Engineer and the Engineer.

17.0 Payment for Cost of Compliance. No separate payment will be made for any extra cost incurred on account of compliance with this special provision. All such cost shall be included in the contract unit price for other items included in the contract. Railroad will not be responsible for paying the contractor for any work performed under this special provision.