



Job No.: J7S3550


Route: W

County: Barton

JOB SPECIAL PROVISIONS TABLE OF CONTENTS (ROADWAY)

(Job Special Provisions shall prevail over General Special Provisions whenever in conflict therewith.)

A.	General - Federal JSP-09-02J	1
B.	Contract Liquidated Damages JSP-13-01C	1
C.	Work Zone Traffic Management JSP-02-06N	2
D.	Emergency Provisions and Incident Management JSP-90-11A	5
E.	Project Contact for Contractor/Bidder Questions JSP-96-05	5
F.	Supplemental Revisions JSP-18-01Z	6
G.	Utilities JSP-93-26F	13
H.	Restrictions for Migratory Birds NJSP-16-06A	14
I.	Clean Water Act Section 404 Permit Requirements	16
A.	Contractor Furnished Surveying and Staking - SW	16
J.	Damage to Existing Pavement, Shoulders, Side Roads, and Entrances	17
K.	Contractor Quality Control NJSP-15-42	17
L.	Optional Pavements JSP 06-06H	19
 ADDED M.	Liquidated Damages Specified – Buck's Run Creek Bridge A9289	20
 ADDED N.	Liquidated Damages Specified – Buck's Run Creek Bridge A9290	20

 <i>Andrew Bowman</i> 10/12/2023 2:00:15 PM ANDREW BOWMAN - CIVIL MO-PE-2020000011	MISSOURI HIGHWAYS AND TRANSPORTATION COMMISSION 105 W. CAPITOL AVE. JEFFERSON CITY, MO 65102 Phone 1-888-275-6636
	If a seal is present on this sheet, JSP's have been electronically sealed and dated.
	JOB NUMBER: J7S3550 BARTON COUNTY, MO DATE PREPARED: 7/31/2023
	ADDENDUM DATE:
Only the following items of the Job Special Provisions (Roadway) are authenticated by this seal: All	

JOB
SPECIAL PROVISION

A. General - Federal JSP-09-02J

1.0 Description. The Federal Government is participating in the cost of construction of this project. All applicable Federal laws, and the regulations made pursuant to such laws, shall be observed by the contractor, and the work will be subject to the inspection of the appropriate Federal Agency in the same manner as provided in Sec 105.10 of the Missouri Standard Specifications for Highway Construction with all revisions applicable to this bid and contract.

1.1 This contract requires payment of the prevailing hourly rate of wages for each craft or type of work required to execute the contract as determined by the Missouri Department of Labor and Industrial Relations and requires adherence to a schedule of minimum wages as determined by the United States Department of Labor. For work performed anywhere on this project, the contractor and the contractor's subcontractors shall pay the higher of these two applicable wage rates. State Wage Rates, Information on the Required Federal Aid Provisions, and the current Federal Wage Rates are available on the Missouri Department of Transportation web page at www.modot.org under "Doing Business with MoDOT", "Contractor Resources". Effective Wage Rates will be posted 10 days prior to the applicable bid opening. These supplemental bidding documents have important legal consequences. It shall be conclusively presumed that they are in the bidder's possession, and they have been reviewed and used by the bidder in the preparation of any bid submitted on this project.

1.2 The following documents are available on the Missouri Department of Transportation web page at www.modot.org under "Doing Business with MoDOT"; "Standards and Specifications". The effective version shall be determined by the letting date of the project.

General Provisions & Supplemental Specifications

Supplemental Plans to July 2023 Missouri Standard Plans
For Highway Construction

These supplemental bidding documents contain all current revisions to the published versions and have important legal consequences. It shall be conclusively presumed that they are in the bidder's possession, and they have been reviewed and used by the bidder in the preparation of any bid submitted on this project.

B. Contract Liquidated Damages JSP-13-01C

1.0 Description. Liquidated Damages for failure or delay in completing the work on time for this contract shall be in accordance with Sec 108.8. The liquidated damages include separate amounts for road user costs and contract administrative costs incurred by the Commission.

2.0 Period of Performance. Prosecution of work is expected to begin on the date specified below in accordance with Sec 108.2. Regardless of when the work is begun on this contract, all work on all projects (job numbers) shall be completed on or before the Contract Completion date specified below. Completion by this date shall be in accordance with the requirements of Sec 108.7.1.

Job No.: J7S3550
Route: W
County: Barton

Notice to Proceed Date: December 4, 2023
Contract Completion Date: December 1, 2024

2.1 Calendar Days. The count of calendar days will begin on the date the contractor starts any construction operations on the project.

Job Number	Calendar Days	Daily Road User Cost
J7S3550	160	\$1,800

3.0 Liquidated Damages for Contract Administrative Costs. Should the contractor fail to complete the work on or before the contract completion date specified in Section 2.0, or within the number of calendar days specified in Section 2.1, whichever occurs first, the contractor will be charged contract administrative liquidated damages in accordance with Sec 108.8 in the amount of **\$250** per calendar day for each calendar day, or partial day thereof, that the work is not fully completed. For projects in combination, these damages will be charged in full for failure to complete one or more projects within the above specified contract completion date or calendar days.

4.0 Liquidated Damages for Road User Costs. Should the contractor fail to complete the work on or before the contract completion date specified in Section 2.0, or within the number of calendar days specified in Section 2.1, whichever occurs first, the contractor will be charged road user costs in accordance with Sec 108.8 in the amount specified in Section 2.1 for each calendar day, or partial day thereof, that the work is not fully completed. These damages are in addition to the contract administrative damages and any other damages as specified elsewhere in this contract.

C. Work Zone Traffic Management JSP-02-06N

1.0 Description. Work zone traffic management shall be in accordance with applicable portions of Division 100 and Division 600 of the Standard Specifications, and specifically as follows.

1.1 Maintaining Work Zones and Work Zone Reviews. The Work Zone Specialist (WZS) shall maintain work zones in accordance with Sec 616.3.3 and as further stated herein. The WZS shall coordinate and implement any changes approved by the engineer. The WZS shall ensure all traffic control devices are maintained in accordance with Sec 616, the work zone is operated within the hours specified by the engineer, and will not deviate from the specified hours without prior approval of the engineer. The WZS is responsible to manage work zone delay in accordance with these project provisions. When requested by the engineer, the WZS shall submit a weekly report that includes a review of work zone operations for the week. The report shall identify any problems encountered and corrective actions taken. Work zones are subject to unannounced inspections by the engineer and other departmental staff to corroborate the validity of the WZS's review and may require immediate corrective measures and/or additional work zone monitoring.

1.2 Work Zone Deficiencies. Failure to make corrections on time may result in the engineer suspending work. The suspension will be non-excusable and non-compensable regardless if road user costs are being charged for closures.

2.0 Traffic Management Schedule.

2.1 Traffic management schedules shall be submitted to the engineer for review prior to the start of work and prior to any revisions to the traffic management schedule. The traffic management schedule shall include the proposed traffic control measures, the hours traffic control will be in place, and work hours.

2.2 The traffic management schedule shall conform to the limitations specified in Sec 616 regarding lane closures, traffic shifts, road closures and other width, height and weight restrictions.

2.3 The engineer shall be notified as soon as practical of any postponement due to weather, material or other circumstances.

2.4 In order to ensure minimal traffic interference, the contractor shall schedule lane closures for the absolute minimum amount of time required to complete the work. Lanes shall not be closed until material is available for continuous construction and the contractor is prepared to diligently pursue the work until the closed lane is opened to traffic.

2.5 Traffic Congestion. The contractor shall, upon approval of the engineer, take proactive measures to reduce traffic congestion in the work zone. The contractor shall immediately implement appropriate mitigation strategies whenever traffic congestion reaches an excess of 10 minutes to prevent congestion from escalating to 15 minute or above threshold. If disruption of the traffic flow occurs and traffic is backed up in queues of 15 minute delays or longer, then the contractor shall immediately review the construction operations which contributed directly to disruption of the traffic flow and make adjustments to the operations to prevent the queues from reoccurring. Traffic delays may be monitored by physical presence on site or by utilizing real-time travel data through the work zone that generate text and/or email notifications where available. The engineer monitoring the work zone may also notify the contractor of delays that require prompt mitigation. The contractor may work with the engineer to determine what other alternative solutions or time periods would be acceptable.

2.5.1 Traffic Safety.

2.5.1.1 Recurring Congestion. Where traffic queues routinely extend to within 1000 feet of the ROAD WORK AHEAD, or similar, sign on a divided highway or to within 500 feet of the ROAD WORK AHEAD, or similar, sign on an undivided highway, the contractor shall extend the advance warning area, as approved by the engineer.

2.5.1.2 Non-Recurring Congestion. When traffic queues extend to within 1000 feet of the ROAD WORK AHEAD, or similar, sign on a divided highway or to within 500 feet of the ROAD WORK AHEAD, or similar, sign on an undivided highway infrequently, the contractor shall deploy a means of providing advance warning of the traffic congestion, as approved by the engineer. The warning location shall be no less than 1000 feet and no more than 0.5 mile in advance of the end of the traffic queue on divided highways and no less than 500 feet and no more than 0.5 mile in advance of the end of the traffic queue on undivided highways.

SECTION 2.6 BELOW WILL BE USED FOR ALL PROJECTS THAT INCLUDE A TRANSPORTATION MANAGEMENT PLAN (TMP) IN ACCORDANCE WITH EPG 616.14.10. THE TMP WILL BE INCLUDED IN THE ELECTRONIC DELIVERABLES AND SUBMITTED WITH YOUR PS&E.

2.7 Traffic Management Center (TMC) Coordination. The Work Zone Specialist (WZS) or their designee shall contact by phone the MoDOT Traffic Management Center (KC Scout TMC at #816-347-2250 or Gateway Guide TMC at #314-275-1513) within five minutes of a lane or ramp closure beginning and within five minutes of a lane or ramp closure being removed. The WZS shall make this phone call 24 hours a day, 365 days of the year since the MoDOT Traffic Management Centers are always staffed.

3.0 Work Hour Restrictions.

3.1 Except for emergency work, as determined by the engineer, and long term lane closures required by project phasing, all lanes shall be scheduled to be open to traffic during the five major holiday periods shown below, from 12:00 noon on the last working day preceding the holiday until 6:00 a.m. on the first working day subsequent to the holiday unless otherwise approved by the engineer.

Memorial Day
Labor Day
Thanksgiving
Christmas
New Year's Day

3.1.1 Independence Day. The lane restrictions specified in Section 3.1 shall also apply to Independence Day, except that the restricted periods shall be as follows:

When Independence Day falls on:	The Holiday is Observed on:	Halt Lane Closures beginning at:	Allow Lane Closures to resume at:
Sunday	Monday	Noon on Friday	6:00 a.m. on Tuesday
Monday	Monday	Noon on Friday	6:00 a.m. on Tuesday
Tuesday	Tuesday	Noon on Monday	6:00 a.m. on Wednesday
Wednesday	Wednesday	Noon on Tuesday	6:00 a.m. on Thursday
Thursday	Thursday	Noon on Wednesday	6:00 a.m. on Friday
Friday	Friday	Noon on Thursday	6:00 a.m. on Monday
Saturday	Friday	Noon on Thursday	6:00 a.m. on Monday

3.5.1 The said liquidated damages specified will be assessed regardless if it would otherwise be charged as liquidated damages under the Missouri Standard Specification for Highway Construction, as amended elsewhere in this contract.

4.0 Detours and Lane Closures.

4.1 When a changeable message sign (CMS) is provided, the contractor shall use the CMS to notify motorists of future traffic disruption and possible traffic delays one week before traffic is shifted to a detour or prior to lane closures. The CMS shall be installed at a location as approved or directed by the engineer. If a CMS with Communication Interface is required, then the CMS shall be capable of communication prior to installation on right of way. All messages planned for use in the work zone shall be approved and authorized by the engineer or its designee prior to deployment. When permanent dynamic message signs (DMS) owned and operated by MoDOT are located near the project, they may also be used to provide warning and information for the

work zone. Permanent DMS shall be operated by the TMC, and any messages planned for use on DMS shall be approved and authorized by the TMC at least 72 hours in advance of the work.

5.0 Basis of Payment. No direct payment will be made to the contractor to recover the cost of equipment, labor, materials, or time required to fulfill the above provisions, unless specified elsewhere in the contract document. All authorized changes in the traffic control plan shall be provided for as specified in Sec 616.

D. Emergency Provisions and Incident Management JSP-90-11A

1.0 The contractor shall have communication equipment on the construction site or immediate access to other communication systems to request assistance from law enforcement or other emergency agencies for incident management. In case of traffic accidents or the need for law enforcement to direct or restore traffic flow through the job site, the contractor shall notify law enforcement or other emergency agencies immediately as needed. The area engineer's office shall also be notified when the contractor requests emergency assistance.

2.0 In addition to the 911 emergency telephone number for ambulance, fire or law enforcement services, the following agencies may also be notified for accident or emergency situation within the project limits.

Missouri Highway Patrol – Troop D: 417-895-6868
MoDOT Customer Service: 417-895-7600
Barton County Sheriff Department: 417-682-5541
Barton County Emergency Management: 417-682-2201
Emergency Only Numbers: *55 cell phone – Missouri Highway Patrol 417-864-1160 – MoDOT Incident Management Coordinator

2.1 This list is not all inclusive. Notification of the need for wrecker or tow truck services will remain the responsibility of the appropriate law enforcement agency.

2.2 The contractor shall notify law enforcement and emergency agencies before the start of construction to request their cooperation and to provide coordination of services when emergencies arise during the construction at the project site. When the contractor completes this notification with law enforcement and emergency agencies, a report shall be furnished to the engineer on the status of incident management.

3.0 No direct pay will be made to the contractor to recover the cost of the communication equipment, labor, materials or time required to fulfill the above provisions.

E. Project Contact for Contractor/Bidder Questions JSP-96-05

All questions concerning this project during the bidding process shall be forwarded to the project contact listed below.

Andrew Bowman, Project Contact
Southwest District
3025 E Kearney Street
Springfield, MO 65803

Telephone Number: 417-895-7688
Email: Andrew.Bowman@modot.mo.gov

All questions concerning the bid document preparation can be directed to the Central Office – Design at (573) 751-2876.

F. Supplemental Revisions JSP-18-01Z

Compliance with [2 CFR 200.216 – Prohibition on Certain Telecommunications and Video Surveillance Services or Equipment](#).

The Missouri Highways and Transportation Commission shall not enter into a contract (or extend or renew a contract) using federal funds to procure or obtain equipment, services, or systems that uses covered telecommunications equipment or services as substantial or as critical technology as part of any system where the video surveillance and telecommunications equipment was produced by Huawei Technologies Company, ZTE Corporation, Hytera Communications Corporation, Hangzhou Hikvision Digital Technology Company, or Dahua Technology Company (or any subsidiary or affiliate of such entities).

Stormwater Compliance Requirements

1.0 Description. This provision requires the contractor to provide a Water Pollution Control Manager (WPCM) for any project that includes land disturbance on the project site and the total area of land disturbance, both on the project site, and all Off-site support areas, is one (1) acre or more. Regardless of the area of Off-site disturbance, if no land disturbance occurs on the project site, these provisions do not apply. When a WPCM is required, all sections within this provision shall be applicable, including assessment of specified Liquidated Damages for failure to correct Stormwater Deficiencies, as specified herein. This provision is in addition to any other stormwater, environmental, and land disturbance requirements specified elsewhere in the contract.

1.1 Definitions. The project site is defined as all areas designated on the plans, including temporary and permanent easements. The project site is equivalent to the “permitted site”, as defined in MoDOT’s State Operating Permit. An Off-site area is defined as any location off the project site the contractor utilizes for a dedicated project support function, such as, but not limited to, staging area, plant site, borrow area, or waste area.

1.2 Reporting of Off-Site Land Disturbance. If the project includes any planned land disturbance on the project site, prior to the start of work, the contractor shall submit a written report to the engineer that discloses all Off-site support areas where land disturbance is planned, the total acreage of anticipated land disturbance on those sites, and the land disturbance permit number(s). Upon request by the engineer, the contractor shall submit a copy of its land disturbance permit(s) for Off-site locations. Based on the total acreage of land disturbance, both on and Off-site, the engineer shall determine if these Stormwater Compliance Requirements shall

apply. The Contractor shall immediately report any changes to the planned area of Off-site land disturbance. The Contractor is responsible for obtaining its own separate land disturbance permit for Off-site areas.

2.0 Water Pollution Control Manager (WPCM). The Contractor shall designate a competent person to serve as the Water Pollution Control Manager (WPCM) for projects meeting the description in Section 1.0. The Contractor shall ensure the WPCM completes all duties listed in Section 2.1.

2.1 Duties of the WPCM:

- (a) Be familiar with the stormwater requirements including the current MoDOT State Operating Permit for construction stormwater discharges/land disturbance activities; MoDOT's statewide Stormwater Pollution Prevention Plan (SWPPP); the Corps of Engineers Section 404 Permit, when applicable; the project specific SWPPP, the Project's Erosion & Sediment Control Plan; all applicable special provisions, specifications, and standard drawings; and this provision;
- (b) Successfully complete the MoDOT Stormwater Training Course within the last 4 years. The MoDOT Stormwater Training is a free online course available at MoDOT.org;
- (c) Attend the Pre-Activity Meeting for Grading and Land Disturbance and all subsequent Weekly Meetings in which grading activities are discussed;
- (d) Oversee and ensure all work is performed in accordance with the Project-specific SWPPP and all updates thereto, or as designated by the Engineer;
- (e) Review the project site for compliance with the Project SWPPP, as needed, from the start of any grading operations until final stabilization is achieved, and take necessary actions to correct any known deficiencies to prevent pollution of the waters of the state or adjacent property owners prior to the engineer's weekly inspections;
- (f) Review and acknowledge receipt of each MoDOT Inspection Report (Land Disturbance Inspection Record) for the Project within forty eight (48) hours of receiving the report and ensure that all Stormwater Deficiencies noted on the report are corrected as soon as possible, but no later than stated in Section 5.0.

3.0 Pre-Activity Meeting for Grading/Land Disturbance and Required Hold Point. A Pre-Activity meeting for grading/land disturbance shall be held prior to the start of any land disturbance operations. No land disturbance operations shall commence prior to the Pre-Activity meeting except work necessary to install perimeter controls and entrances. Discussion items at the pre-activity meeting shall include a review of the Project SWPPP, the planned order of grading operations, proposed areas of initial disturbance, identification of all necessary BMPs that shall be installed prior to commencement of grading operations, and any issues relating to compliance with the Stormwater requirements that could arise in the course of construction activity at the project.

3.1 Hold Point. Following the pre-activity meeting for grading/land disturbance and subsequent installation of the initial BMPs identified at the pre-activity meeting, a Hold Point shall occur prior to the start of any land disturbance operations to allow the engineer and WPCM the time needed

to perform an on-site review of the installation of the BMPs to ensure compliance with the SWPPP is met. Land disturbance operations shall not begin until authorization is given by the engineer.

4.0 Inspection Reports. Weekly and post run-off inspections will be performed by the engineer and each Inspection Report (Land Disturbance Inspection Record) will be entered into a web-based Stormwater Compliance database. The WPCM will be granted access to this database and shall promptly review all reports, including any noted deficiencies, and shall acknowledge receipt of the report as required in Section 2.1 (f.).

5.0 Stormwater Deficiency Corrections. All stormwater deficiencies identified in the Inspection Report shall be corrected by the contractor within 7 days of the inspection date or any extended period granted by the engineer when weather or field conditions prohibit the corrective work. If the contractor does not initiate corrective measures within 5 calendar days of the inspection date or any extended period granted by the engineer, all work shall cease on the project except for work to correct these deficiencies, unless otherwise allowed by the engineer. All impact costs related to this halting of work, including, but not limited to stand-by time for equipment, shall be borne by the Contractor. Work shall not resume until the engineer approves the corrective work.

5.1 Liquidated Damages. If the Contractor fails to complete the correction of all Stormwater Deficiencies listed on the MoDOT Inspection Report within the specified time limit, the Commission will be damaged in various ways, including but not limited to, potential liability, required mitigation, environmental clean-up, fines and penalties. These damages are not reasonably capable of being computed or quantified. Therefore, the contractor will be charged with liquidated damages specified in the amount of \$2,000 per day for failure to correct one or more of the Stormwater Deficiencies listed on the Inspection Report within the specified time limit. In addition to the stipulated damages, the stoppage of work shall remain in effect until all corrections are complete.

6.0 Basis of Payment. No direct payment will be made for compliance with this provision.

Anti-Discrimination Against Israel Certification

By signing this contract, the Company certifies it is not currently engaged in and shall not, for the duration of the contract, engage in a boycott of goods or services from the State of Israel, companies doing business in or with Israel or authorized by, licensed by, or organized under the laws of the State of Israel, or persons or entities doing business in the State of Israel as defined by Section 34.600 RSMo. This certification shall not apply to contracts with a total potential value of less than One Hundred Thousand Dollars (\$100,000) or to contractors with fewer than ten (10) employees.

Ground Tire Rubber (GTR) Dry Process Modification of Bituminous Pavement Material

1.0 Description. This work shall consist of the dry process of adding ground tire rubber (GTR) to modify bituminous material to be used in highway construction. Existing GTR requirements in Section 1015 pertain to the wet process method of GTR modification that blends GTR with the asphalt binder (terminal blending or blending at HMA plant). The following requirements shall govern for dry process GTR modification. The dry process method adds GTR as a fine aggregate or mineral filler during mix production. All GTR modified asphalt mixtures shall be in accordance with Secs 401, 402, or 403 as specified in the contract; except as revised by this specification.

2.0 Materials. The contractor shall furnish a manufacturer's certification to the engineer for each shipment of GTR furnished stating the name of the manufacturer, the chemical composition, workability additives, and certifying that the GTR supplied is in accordance with this specification.

2.1 Product Approval. The GTR product shall contain a Trans-Polyoctenamer (TOR) added at 4.5 % of the weight of the crumb rubber or an engineered crumb rubber (ECR) workability additive that has proven performance in Missouri. Other GTR additives shall be demonstrated and proven prior to use such as a five-year field performance history in other states or performance on a federal or state-sanctioned accelerated loading facility.

2.2 General. GTR shall be produced from processing automobile or truck tires by ambient or cryogenic grinding methods. Heavy equipment tires, uncured or de-vulcanized rubber will not be permitted. GTR shall also meet the following material requirements:

Table 1 – GTR Material Properties		
Property	Test Method	Criteria
Specific Gravity	ASTM D1817	1.02 to 1.20
Metal Contaminates	ASTM D5603	$\leq 0.01\%$
Fiber Content	ASTM D5603	$\leq 0.5\%$
Moisture Content	ASTM D1509	$\leq 1.0\%^*$
Mineral Filler	AASHTO M17	$\leq 4.0\%$

*Moisture content of the GTR shall not cause foaming when combined with asphalt binder and aggregate during mix production

2.3 Gradation. The GTR material prior to TOR or ECR workability additives shall meet the following gradation and shall be tested in accordance with ASTM D5603 and ASTM D5644.

Table 2 – GTR Gradation	
Sieve	Percent Passing by Weight
No. 20	100
No. 30	98-100
No. 40	50-70
No. 100	5-15

3.0 Delivery, Storage, and Handling. The GTR shall be supplied in moisture-proof packaging or other appropriate bulk containers. GTR shall be stored in a dry location protected from rain before use. Each bag or container shall be properly labeled with the manufacturer's designation for the GTR and specific type, mesh size, weight and manufacturer's batch or Lot designation.

4.0 Feeder System. Dry Process GTR shall be controlled with a feeder system using a proportioning device that is accurate to within ± 3 percent of the amount required. The system shall automatically adjust the feed rate to always maintain the material within this tolerance and shall have a convenient and accurate means of calibration. The system shall provide in-process monitoring, consisting of either a digital display of output or a printout of feed rate, in pounds per minute, to verify feed rate. The supply system shall report the feed in 1-pound increments using

load cells that will enable the user to monitor the depletion of the GTR. Monitoring the system volumetrically will not be allowed. The feeder shall interlock with the aggregate weight system and asphalt binder pump to maintain correct mixture proportions at all production rates.

Flow indicators or sensing devices for the system shall be interlocked with the plant controls to interrupt mixture production if GTR introduction rate is not within ± 3 percent. This interlock will immediately notify the operator if GTR introduction rate exceeds introduction tolerances. All plant production will cease if the introduction rate is not brought back within tolerance after 30 seconds. When the interlock system interrupts production and the plant has to be restarted, upon restarting operations; the modifier system shall run until a uniform feed can be observed on the output display. All mix produced prior to obtaining a uniform feed shall be rejected.

4.1 Batch Plants. GTR shall be added to aggregate in the weigh hopper. Mixing times shall be increased per GTR manufacturer recommendations.

4.2 Drum Plants. The feeder system shall add GTR to aggregate and liquid binder during mixing and provide sufficient mixing time to produce a uniform mixture. The feeder system shall ensure GTR does not become entrained in the exhaust system of the drier or plant and is not exposed to the drier flame at any point after introduction.

5.0 Testing During Mixture Production. Testing of asphalt mixes containing GTR shall not begin until at least 30 minutes after production or per additive supplier's recommendation.

6.0 Construction Requirements. Mixes containing GTR shall have a target mixing temperature of 325 F or as directed by the GTR additive supplier. The additive supplier's recommendations shall be followed to allow for GTR binder absorption/reaction. This may include holding mix in the silo to allow time for binder to absorb into the GTR. Rolling operations may need to be modified.

7.0 Mix Design Test Method Modification. A formal mixing procedure from the additive supplier shall be provided to the contractor and engineer that details the proper sample preparation, including blending GTR with the binder or other additives. Samples shall be prepared and fabricated in accordance with this procedure by the engineer and contractor throughout the duration of the project.

8.0 Mix design Volumetrics. Mix design volumetric equations shall be modified as follows:

8.1 Additional virgin binder added to offset GTR absorption of binder shall be counted as part of the mix virgin binder

8.2 GTR shall be included as part of the aggregate when calculating VMA of the mix.

8.2.1 GTR SPG shall be 1.15

8.3 Mix G_{sb} used to determine VMA shall be calculated as follows:

$$G_{sb (JMF)} = \frac{(100 - P_{bmv})}{\left(\frac{P_s}{G_{sb}} + \frac{P_{GTR}}{G_{GTR}}\right)}$$

where:

$G_{sb (JMF)}$ = bulk specific gravity of the combined aggregate including GTR
 P_{bmv} = percent virgin binder by total mixture weight
 P_s = percent aggregate by total mixture weight (not including GTR)
 P_{GTR} = percent GTR by total mixture weight
 G_{sb} = bulk specific gravity of the combined aggregate (not including GTR)
 G_{GTR} = GTR specific gravity

8.4 G_{se} shall be calculated as follows:

$$G_{se} = \frac{(100 - P_b - P_{GTR})}{\left(\frac{100}{G_{mm}} - \frac{P_b}{G_b} - \frac{P_{GTR}}{G_{GTR}}\right)}$$

8.5 P_{be} shall be calculated as follows:

$$P_{be} = P_b - \frac{P_{ba}}{100} * (P_s + P_{GTR})$$

9.0 Minimum GTR Amount. The minimum dosage rate for GTR shall be 5 % by weight of total binder for an acceptable one bump grade or 10 % by weight of total binder for an acceptable two bump grade as detailed in the following table. Varying percentage blends of GTR and approved additives may be used as approved by the engineer with proven performance and meeting the specified requirements of the contract grade.

Contract Binder Grade	Percent Effective Virgin Binder Replacement Limits	Required Virgin Binder Grade	Minimum GTR Dosage Rate
PG 76-22	0 - 20	PG 70-22	5 %
		PG 64-22	10 %
PG 70-22	0 - 30	PG 64-22	5 %
		PG 58-28	10 %
PG 64-22	0 - 40*	PG 58-28	5 %
		PG 52-34	10 %
PG 58-28	0 - 40*	PG 52-34	5 %
		PG 46-34	10 %

* Reclaimed Asphalt Shingles (RAS) may be used when the contract grade is PG 64-22 or PG 58-28. RAS replacement shall follow the 2 x RAS criteria when calculating percent effective binder replacement in accordance Sec 401.

Buy America

In addition to Section 106.9 of the Missouri Standard Specifications for Highway Construction, the following requirements will also be in effect for this project.

1.0 Description. The Bipartisan Infrastructure Law (BIL) was enacted on November 15, 2021. The BIL includes Build America, Buy America Act Publication L. No. 117-58. This provision expands the Buy America requirements beyond what is currently only required for steel and iron products. The steel and iron provisions have not changed with the new bill. Cement and cementitious materials; aggregates such as stone, sand, or gravel; or aggregate binding agents or additives are excluded from this requirement. All other materials and manufactured products permanently incorporated into the project will be subject to Buy America requirements. There are three categories requiring Buy America Certification:

- a) Iron and steel – no changes to the current specification requirements.
- b) Manufactured products – these are currently exempted under the 1983 waiver from FHWA.
- c) Construction materials consisting primarily of:
 - Non-ferrous metals;
 - Plastic and polymer-based products (including polyvinylchloride, composite build materials, and polymers used in fiber optic cables);
 - Glass (including optic glass);
 - Lumber; or
 - Drywall

1.1 All products and or materials will only be classified under one of these categories and not under multiple categories. It is the prime contractor's responsibility to assure all submittals required for Buy America are submitted to the Engineer prior to the products and or materials being incorporated in the job. The implementation of this policy will be in effect for all projects awarded after November 10, 2022.

1.2 New items designated as construction materials under this requirement will require the prime contractor to submit a material of origin form certification prior to incorporation into the project. The Certificate of Material origin form ([link to certificate form](#)) from the supplier and/or fabricator must show all steps of the manufacturing being completed in the United States. The Certificate of Material form shall be filed with the contract documents.

1.3 Any minor miscellaneous construction material items that are not included in the materials specifications shall be certified by the prime contractor as being procured domestically. The certification shall read "I certify all materials permanently incorporated in this project covered under this provision have been to the best of my knowledge procured and all manufactured domestically." The certification shall be signed by an authorized representative of the prime contractor.

1.4 The National Transportation Product Evaluation Program (NTPEP) compliance program verifies that some non-iron and steel products fabrication processes conform to 23 CFR 635.410 Buy America Requirements and an acceptable standard per 23 CFR 635.410(d). NTPEP compliant suppliers will not be required to submit step certification documentation with the shipment for some selected non-iron and steel materials. The NTPEP compliant supplier shall maintain the step certification documentation on file and shall provide this documentation to the engineer upon request.

2.0 Basis of Payment. Any costs incurred by the contractor by reason of compliance with the above requirements shall be considered as included in and completely covered by the unit price bid for the various items of work included in the contract.

Delete Sec 403.19.2 and substitute the following:

403.19.2 Lots. The lot size shall be designated in the contractor's QC Plan. Each lot shall contain no less than four sublots and the maximum sublot size shall be 1,000 tons. The maximum lot size shall be 4,000 tons for determination of pay factors. Sublots from incomplete lots shall be combined with the previous complete lot for determination of pay factors. When no previous lot exists, the mixture shall be treated in accordance with [Sec 403.23.7.4.1](#). A new lot shall begin when the asphalt content of a mixture is adjusted in accordance with [Sec 403.11](#).

G. Utilities JSP-93-26F

1.0 For informational purposes only, the following is a list of names, addresses, and telephone numbers of the known utility companies in the area of the construction work for this improvement:

<u>Utility Name</u>	<u>Known Required Adjustment</u>	<u>Type</u>
Barton County Electric Cooperative Todd Suschnick 91 West 160 Hwy. Lamar, MO 64759 Phone: 417-681-5023 Email: tsuschnick@bartonelectric.com	Yes (See Section 2.0)	Power
Barton County PWSD#1 Melinda Piper 1009 E. 11th Street Lamar, MO 64759 Phone: 417-682-3401 Email: bdcjwater@sbcglobal.net	None	Water
Windstream Communications Jerome Miles 1705 S. Lillian Ave. Bolivar, MO 65613 Phone: 417-276-1460	None (See Section 3.0)	Communication

Email: Jerome.Miles@windstream.com

1.1 The existence and approximate location of utility facilities known to exist, as shown on the plans, are based upon the best information available to the Commission at this time. This information is provided by the Commission "as-is" and the Commission expressly disclaims any representation or warranty as to the completeness, accuracy, or suitability of the information for any use. Reliance upon this information is done at the risk and peril of the user, and the Commission shall not be liable for any damages that may arise from any error in the information. It is, therefore, the responsibility of the contractor to verify the above listing information indicating existence, location and status of any facility. Such verification includes direct contact with the listed utilities.

2.0 Barton County Electric Cooperative has an existing aerial power line running along the east side of the project. Barton County Electric Cooperative is agreeable to temporarily remove any poles and/or overhead lines required to complete the work for this project. The contractor is to contact Todd Suschnick @ 417-681-5023, 30 days prior to construction, to coordinate the poles and/or lines to be removed. Barton County Electric Cooperative will reinstall their facilities after the project is completed.

3.0 Windstream Communications has an underground communication line running along the west side of the project. Windstream Communications has chosen to leave this line in place, since this line currently serves only two customers. Windstream Communications has agreed to repair any and all damages to their facilities in the event of this line being cut. The contractor is to contact Jerry Miles @ 417-276-1460, 30 days prior to construction to verify this arrangement. Windstream Communications has also requested to be contacted prior to excavating near their line. They may choose to be on-site, so they can run a temporary line if needed.

H. Restrictions for Migratory Birds NJSP-16-06A

1.0 Description. Swallows or other bird species protected by the Migratory Bird Treaty Act may be nesting under the bridge or bridges that will be repaired under this contract.

2.0 Restrictions. To comply with the Migratory Bird Treaty Act, nests of protected species cannot be disturbed when active (eggs or young are present). Generally, nests are active between April 1 and July 31, but active nests can be present outside of these dates.

[DRAFTERS NOTE: Section 2.1 is deleted if MoDOT staff is not maintaining the structure free of nests prior to the Notice to Proceed]

2.1 MoDOT to Maintain Prior to the Notice to Proceed. The bridge, or bridges, associated with the work for this contract have been evaluated and any inactive nests found have been removed by MoDOT staff. MoDOT staff will maintain the structures to be free of nests until the Notice to Proceed date. At the notice to proceed, the contractor shall be responsible to maintain the structures to be free of nests until the work on the applicable bridge, or bridges, is complete.

3.0 Avoidance Measures. The contractor shall not disturb active nests or destroy adults, eggs or young birds. In an effort to comply with the Migratory Bird Treaty Act, the contractor operations will be limited to the options established in the following sections.

3.1 Inactive or Partially Constructed Nests. If nests are present and MoDOT determines that the nests are inactive or partially constructed, the contractor may remove the nests provided that the colony's inactive or partially constructed nests are completely removed by March 15 and the contractor maintains a nest free condition until the bridge work is complete. Dry removal methods shall be used when practicable. If dry removal is not practicable, hydro cleaning may be used if approved by the Engineer and only if water is free of blasting grit, chemicals, or detergents, and applied using pressure less than 5,000 PSI. Clean water such as that from municipal water treatment plants or wells shall be used. Use of source water from Waters of the State (i.e., streams or lakes), is allowable, if the appropriate methods to prevent the possible spread of invasive aquatic species are implemented.

3.2 Water and Equipment Used for Hydro cleaning. Aquatic invasives such as zebra mussels and some algae species have infested several bodies of water in the United States and can be transported by vessels (barges, boats, tugs, tankers, etc.) and equipment (tanks, tubing, pumps, etc.) that have been used in areas that contain these invasive species. If equipment is not properly inspected and treated to prevent the spread of invasives, these species can be introduced into areas not currently known to have a population. These invasive species are detrimental to existing ecosystems and can outcompete native species. To assist in preventing the introduction and spread of aquatic invasive species through MoDOT projects in Missouri streams and lakes, the following precautions shall be followed.

3.2.1 Use of Water from Streams, Lakes or Ponds. Contractors shall not use water for nest removal from streams, lakes or ponds, unless they have implemented appropriate methods to prevent the possible spread of invasive aquatic species. Water sources from municipal water treatment plants or wells may be used without following these measures provided the equipment to be used has not previously contained waters from streams, lakes or ponds. If the equipment has previously contained waters from other streams or lakes, the following measures must be implemented prior to use.

3.2.1.1 Equipment Washing. Prior to the use or re-use of equipment following any use with water from streams, lakes or ponds, all equipment shall be washed and rinsed thoroughly with hard spray (power wash) and hot (minimum 120° F) water, for at least one minute.

3.2.1.2 Equipment Treating or Drying. Equipment shall be treated or dried in one of the following manners.

3.2.1.2.1 Equipment interior and/or other surfaces shall be treated with a 10% bleach solution to kill any aquatic nuisance species. This solution must also be run through all intake lines and hoses, to sterilize interior components. When chlorine treatment is used, all chlorine runoff from equipment washing must be collected and properly treated and/or disposed of in accordance with Sec 806.

3.2.1.2.2 Equipment interior and/or other surfaces shall be treated with 140° F water for a minimum of 10 seconds contact on all surfaces. 140 ° F water must also be run through all intake lines and hoses, to purge any standing water.

3.2.1.2.3 Equipment shall be flushed of all non-municipal water, and dried thoroughly, in the sun before using in or transporting between streams and lakes. Dry times will depend on the season the equipment is being used. Equipment must dry a minimum of 7 days for June-September, 18 days for March-May; 18 days for October-November, and 30 days for December-February. The drying method should be reserved as a last resort option.

3.2.2 Prior to use of equipment, contractors shall provide the MoDOT inspector written documentation of the equipment's geographic origin (including the water body it was last used in), as well as defining the specified treatment method used to adequately ensure protection against invasive species. The written documentation will include a statement indicating the contractor is aware of these provisions and will also treat the equipment appropriately after completion of the project.

3.3 Active Nests. The contractor may work on the bridge if active nests are present, as long as the work does not impact or disturb the birds and/or nests. At a minimum, work shall not be performed within 10 feet of an active nest; however, the contractor is responsible for ensuring their activities do not impact the nests, eggs, or young.

4.0 Additional Responsibilities. If active bird nests remain after all reasonable avoidance measures have been taken, or if bird nests are observed during project construction, the contractor shall notify the Resident Engineer and contact the MoDOT Environmental Section (573-526-4778) to determine if there are other allowable options.

I. Clean Water Act Section 404 Permit Requirements

1.0 Description. The Contractor shall be aware that any work within streams, wetlands, or special aquatic sites requires a Clean Water Act Section 404 permit from the United States Army Corps of Engineers (USACE).

2.0 This project meets the conditions of the following listed permits with no pre-construction notification (No PCN) to the USACE:

Section 404 Nationwide Permit (NWP) 14

3.0 The Contractor shall abide by all general and regional conditions of Section 404 Permits, Section 401 Water Quality Certification, and specific conditions of the following listed Nationwide Permit found in the General Provisions and Supplemental Specifications to the current Missouri Standard Specifications for Highway Construction referenced in this contract.

Section 404 Nationwide Permit (NWP) 14

3.1 If the Contractor makes any changes to the scope or limits of the project, the Contractor shall notify the Engineer who shall then notify the MoDOT Environmental Section to verify the project still meets permit conditions.

3.2 No additional time will be added to this contract for the Contractor to obtain any permits unless the need for additional permits is beyond the control of the Contractor.

4.0 Basis of Payment. There will be no direct payment for compliance with this provision.

A. Contractor Furnished Surveying and Staking - SW

In addition to the requirements of Section 627 of the Missouri Standard Specifications for Highway Construction, the following shall apply:

1.0 Description. The contractor shall be responsible for all layout required on the project. This responsibility shall include, but not be limited to the following: Construction signing, transition milling, pavement marking, loop detectors, etc.

1.1 The above list is not all inclusive. The contractor shall have the primary responsibility for these operations. The contractor shall provide the Resident Engineer (RE) with a staking plan layout for approval prior to the installation of signs. The RE will also provide assistance during this layout provided a request is submitted to the RE or Construction Project Manager 48 hours in advance. This will ensure that all permanently mounted traffic control devices remain consistent with District policy and avoid re-staking. If the contractor installs any signs without engineer approval, all costs associated with re-staking and/or relocation will be at the contractor's expense.

1.2 The intent of this provision is to increase the quality of our work zones and minimize negative impacts to the contractor's schedule that can result from delays in staking.

1.3 Any adjustments to the plan quantities or line numbers established in the contract shall be approved by the Engineer.

2.0 Basis of Payment. No direct payment will be made to cover the costs associated with these additional requirements. All costs will be considered completely covered by the unit bid price submitted for Contractor Furnished Surveying and Staking.

J. Damage to Existing Pavement, Shoulders, Side Roads, and Entrances

1.0 Description. This work shall consist of repairing any damage to existing pavement, shoulders, side roads and entrances caused by contractor operations. This shall include, but is not limited to, damage caused by the traffic during contractor operations within the project limits including the work zone signing.

2.0 Construction Requirements. Any cracking gouging, or other damage to the existing pavement, shoulders, side roads, or entrances from general construction shall be repaired within twenty-four (24) hours of the time of damage at the contractor's expense. Repair of the damaged pavement, shoulders, side roads, or entrances shall be as determined by the engineer.

3.0 Method of Measurement. No measurement of damaged pavement or shoulder areas or damaged side roads or entrances as described above shall be made.

4.0 Basis of Payment. No payment will be made for repairs to existing pavement, shoulders, side roads or entrances damaged by contractor expenses.

K. Contractor Quality Control NJSP-15-42

1.0 The contractor shall perform Quality Control (QC) testing in accordance with the specifications and as specified herein. The contractor shall submit a Quality Control Plan (QC Plan) to the engineer for approval that includes all items listed in Section 2.0, prior to beginning work.

2.0 Quality Control Plan.

- (a) The name and contact information of the person in responsible charge of the QC testing.
- (b) A list of the QC technicians who will perform testing on the project, including the fields in which they are certified to perform testing.
- (c) A proposed independent third party testing firm for dispute resolution, including all contact information.
- (d) A list of Hold Points, when specified by the engineer.
- (e) The MoDOT Standard Inspection and Testing Plan (ITP). This shall be the version that is posted at the time of bid on the MoDOT website (www.modot.org/quality).

3.0 Quality Control Testing and Reporting. Testing shall be performed per the test method and frequency specified in the ITP. All personnel who perform sampling or testing shall be certified in the MoDOT Technician Certification Program for each test that they perform.

3.1 Reporting of Test Results. All QC test reports shall be submitted as soon as practical, but no later than the day following the test. Test data shall be immediately provided to the engineer upon request at any time, including prior to the submission of the test report. No payment will be made for the work performed until acceptable QC test results have been received by the engineer and confirmed by QA test results.

3.1.1 Test results shall be reported on electronic forms provided by MoDOT. Forms and Contractor Reporting Excel2Oracle Reports (CRE2O) can be found on the MoDOT website. All required forms, reports and material certifications shall be uploaded to a Microsoft SharePoint® site provided by MoDOT, and organized in the file structure established by MoDOT.

3.2 Non-Conformance Reporting. A Non-Conformance Report (NCR) shall be submitted by the contractor when the contractor proposes to incorporate material into the work that does not meet the testing requirements or for any work that does not comply with the contract terms or specifications.

3.2.1 Non-Conformance Reporting shall be submitted electronically on the Non-Conformance Report form provided on the MoDOT Website. The NCR shall be uploaded to the MoDOT SharePoint® site and an email notification sent to the engineer.

3.2.2 The contractor shall propose a resolution to the non-conforming material or work. Acceptance of a resolution by the engineer is required before closure of the non-conformance report.

4.0 Work Planning and Scheduling.

4.1 Two-week Schedule. Each week, the contractor shall submit to the engineer a schedule that outlines the planned project activities for the following two-week period. The two-week schedule shall detail all work and traffic control events planned for that period and any Hold Points specified by the engineer.

4.2 Weekly Meeting. When work is active, the contractor shall hold a weekly project meeting with the engineer to review the planned activities for the following week and to resolve any outstanding issues. Attendees shall include the engineer, the contractor superintendent or project manager and any foreman leading major activities. This meeting may be waived when, in the opinion of the engineer, a meeting is not necessary. Attendees may join the meeting in person, by phone or video conference.

4.3 Pre-Activity Meeting. A pre-activity meeting is required in advance of the start of each new activity, except when waived by the engineer. The purpose of this meeting is to review construction details of the new activity. At a minimum, the discussion topics shall include: safety precautions, QC testing, traffic impacts, and any required Hold Points. Attendees shall include the engineer, the contractor superintendent and the foreman who will be leading the new activity. Pre-activity meetings may be held in conjunction with the weekly project meeting.

4.4 Hold Points. Hold Points are events that require approval by the engineer prior to continuation of work. Hold Points occur at definable stages of work when, in the opinion of the engineer, a review of the preceding work is necessary before continuation to the next stage.

4.4.1 A list of typical Hold Point events is available on the MoDOT website. Use of the Hold Point process will only be required for the project-specific list of Hold Points, if any, that the engineer submits to the contractor in advance of the work. The engineer may make changes to the Hold Point list at any time.

4.4.2 Prior to all Hold Point inspections, the contractor shall verify the work has been completed in accordance with the contract and specifications. If the engineer identifies any corrective actions needed during a Hold Point inspection, the corrections shall be completed prior to continuing work. The engineer may require a new Hold Point to be scheduled if the corrections require a follow-up inspection. Re-scheduling of Hold Points require a minimum 24-hour advance notification from the contractor unless otherwise allowed by the engineer.

5.0 Quality Assurance Testing and Inspection. MoDOT will perform quality assurance testing and inspection of the work, except as specified herein. The contractor shall utilize the inspection checklists provided in the ITP as a guide to minimize findings by MoDOT inspection staff. Submittal of completed checklists is not required, except as specified in 5.1.

5.1 Inspection and testing required in the production of concrete for the project shall be the responsibility of the contractor. Submittal of the 501 Concrete Plant Checklist is required.

6.0 Basis of Payment. No direct payment will be made for compliance with this provision.

L. Optional Pavements JSP 06-06H

1.0 Description. This work shall consist of a pavement composed of either Portland cement concrete or asphaltic concrete constructed on a prepared subgrade. This work shall be performed in accordance with the standard specifications and as shown on the plans or established by the engineer.

2.0 The quantities shown reflect the total square yards of pavement surface designated for each pavement type as computed and shown on the plans.

2.1 No additional payment will be made for asphaltic concrete mix quantities to construct the required 1:1 slope along the edge of the pavement, or for tack applied between lifts of asphalt.

2.2 No additional payment will be made for aggregate base quantities outside the limits of the final surface area as computed and shown on the plans. When A2 shoulders are specified, payment for aggregate base will be as shown on the plans.

2.3 The grading shown on the plans was designed for the (*thinner*) pavement option. For projects with grading in the contract, there will be no adjustment of the earthwork quantities due to adjusting the roadway subgrade for optional pavements.

2.4 The contractor shall comply with Sections 401 through 403 for the asphalt option and Sections 501 and 502 for the concrete option.

2.5 Pavement options composed of Portland cement concrete shall have contrast pavement marking for intermittent markings (skips), dotted lines, and solid intersection lane lines. The pavement markings shall be in accordance with Section 620. No additional payment will be made for the contrast pavement markings.

3.0 Method of Measurement. The quantities of concrete pavement will be measured in accordance with Section 502.14. The quantities of asphaltic concrete pavement will be measured in accordance with Section 403.22.

4.0 Basis of Payment. The accepted quantity of the chosen option will be paid for at the contract unit bid price for Item 401-99.05, Optional Pavement, per square yard.

4.1 For projects with previously graded roadbeds, any additional quantities required to bring the roadway subgrade to the proper elevation will be considered completely covered by the pay item for Subgrading and Shouldering.

4.2 Price Adjustment for Fuel. If the contractor accepts the option for fuel adjustment in the bid proposal, a fuel adjustment will be applied in accordance with Sec 109.14 for the type of pavement constructed.



ADDED

M. Liquidated Damages Specified – Buck’s Run Creek Bridge A9289

1.0 Description. To construct the bridge replacement over Buck’s Run Creek A9289 and the bridge replacement over Buck’s Run Creek A9290, the contractor will be allowed to completely close Route W, one bridge at a time. If all construction work necessary to reopen Route W at Buck’s Run Creek A9289 is not complete within 80 calendar days of the closure, the Commission, the travelling public, state and local police, and governmental authorities will be damaged in various ways, including but not limited to, increased congestion and motorist delay, with its resulting cost to the traveling public. These damages are not reasonably capable of being computed or quantified. Therefore, the contractor will be charged with liquidated damages specified in the amount of \$2500 per day or each full day that the Barton Route W bridge over Buck’s Run Creek is not complete and open to traffic in excess of the limitation as specified elsewhere in this special provision. It shall be the responsibility of the engineer to determine the quantity of excess closure time.

1.1 The said liquidated damages specified will be assessed regardless of whether it would otherwise be charged as liquidated damages under the Missouri Standard Specification for Highway Construction, as amended elsewhere in this contract.



ADDED

N. Liquidated Damages Specified – Buck’s Run Creek Bridge A9290

1.0 Description. To construct the bridge replacement over Buck's Run Creek Bridge A9290 and the bridge replacement over Buck's Run Creek Bridge A9289, the contractor will be allowed to completely close Route W, one bridge at a time. If all construction work necessary to reopen Route W at Buck's Run Creek Bridge A9290 is not complete within 80 calendar days of the closure, the Commission, the travelling public, state and local police, and governmental authorities will be damaged in various ways, including but not limited to, increased congestion and motorist delay, with its resulting cost to the traveling public. These damages are not reasonably capable of being computed or quantified. Therefore, the contractor will be charged with liquidated damages specified in the amount of \$2500 per day or each full day that the Barton Route W over Buck's Run Creek Bridge A9290 is not complete and open to traffic in excess of the limitation as specified elsewhere in this special provision. It shall be the responsibility of the engineer to determine the quantity of excess closure time.

1.1 The said liquidated damages specified will be assessed regardless of whether it would otherwise be charged as liquidated damages under the Missouri Standard Specification for Highway Construction, as amended elsewhere in this contract.