



JOB SPECIAL PROVISIONS TABLE OF CONTENTS (ROADWAY)


(Job Special Provisions shall prevail over General Special Provisions whenever in conflict therewith.)

A.	General - Federal JSP-09-02J	1
B.	Contract Liquidated Damages JSP-13-01C	1
C.	Work Zone Traffic Management JSP-02-06N	2
D.	Liquidated Damages Specified – Route M and Main Street Intersection	5
E.	Liquidated Damages Specified – Route M	6
F.	Emergency Provisions and Incident Management JSP-90-11A	6
G.	Project Contact for Contractor/Bidder Questions JSP-96-05	7
H.	Utilities JSP-93-26F	7
I.	Temporary Construction Easements	9
J.	Access to Commercial and Private Properties	10
K.	Right of Way Requirements	11
 DELETED	L. Delayed Possession of Right of Way—Parcels 3	12
M.	Damage to Existing Pavement, Side Roads, and Entrances	12
N.	Contractor Quality Control NJSP-15-42	13
O.	ADA Compliance and Final Acceptance of Constructed Facilities JSP-10-01C	15
P.	Linear Grading for ADA Facilities	16
Q.	ADA Material Testing Frequency Modifications JSP-23-01	17
R.	Positive Drainage	18
S.	Adjusting Utility Facilities to Grade	18
T.	Curb Ramps and Sidewalk	19
U.	Modified Curb and Gutter	20
V.	Class A Partial Depth Pavement Repair (Modified)	20
W.	Contractor Furnished Surveying and Staking	21
X.	Lump Sum Temporary Traffic Control JSP-22-01	21
Y.	Sodding	23
Z.	Detector, Pushbutton APS	23
AA.	Remove Existing Push Button and Install APS Push Button	25
BB.	Pedestrian Push Button Extension	25
CC.	Optional Traffic Signal Detectors – Rollins Road	26
DD.	Relocate Existing Signs	26
EE.	MoDOT's Construction Workforce Program NJSP-15-17A	27
FF.	Supplemental Revisions JSP-18-01AA	32
 ADDED	GG. Site Restoration	40

Job No.: J5S3369C

Route: 740 & M

County: Boone

 <p>THIS SHEET HAS BEEN SIGNED, SEALED AND DATED ELECTRONICALLY.</p>	MISSOURI HIGHWAYS AND TRANSPORTATION COMMISSION 105 W. CAPITOL AVE. JEFFERSON CITY, MO 65102 Phone 1-888-275-6636
	THOUVENOT, WADE & MOERCHEN, INC. 3701 S. Lindbergh Boulevard, Suite 100 St. Louis, MO 63127 Certificate of Authority: 001528 Consultant Phone: 314-241-6300
	If a seal is present on this sheet, JSP's have been electronically sealed and dated.
	JOB NUMBER: J5S3369C BOONE COUNTY, MO DATE PREPARED: 12/04/2023
	ADDENDUM DATE: R001_01/11/2024 R002_1/17/2024
Only the following items of the Job Special Provisions (Roadway) are authenticated by this seal: A thru AA, DD thru GG	

 <p>Only the following items of the Job Special Provisions (Roadway) are authenticated by this seal: BB thru CC</p>	MISSOURI HIGHWAYS AND TRANSPORTATION COMMISSION 105 W. CAPITOL AVE. JEFFERSON CITY, MO 65102 Phone 1-888-275-6636
	CIVIL DESIGN, INC. 5220 Oakland Avenue St. Louis, MO 63110 Certificate of Authority: 006804 Consultant Phone: 314-863-5570
	If a seal is present on this sheet, JSP's have been electronically sealed and dated.
	JOB NUMBER: J5S3369C BOONE COUNTY, MO DATE PREPARED: 12/04/2023
	ADDENDUM DATE:
Only the following items of the Job Special Provisions (Roadway) are authenticated by this seal: BB thru CC	

JOB
SPECIAL PROVISION

A. General - Federal JSP-09-02J

1.0 Description. The Federal Government is participating in the cost of construction of this project. All applicable Federal laws, and the regulations made pursuant to such laws, shall be observed by the contractor, and the work will be subject to the inspection of the appropriate Federal Agency in the same manner as provided in Sec 105.10 of the Missouri Standard Specifications for Highway Construction with all revisions applicable to this bid and contract.

1.1 This contract requires payment of the prevailing hourly rate of wages for each craft or type of work required to execute the contract as determined by the Missouri Department of Labor and Industrial Relations and requires adherence to a schedule of minimum wages as determined by the United States Department of Labor. For work performed anywhere on this project, the contractor and the contractor's subcontractors shall pay the higher of these two applicable wage rates. State Wage Rates, Information on the Required Federal Aid Provisions, and the current Federal Wage Rates are available on the Missouri Department of Transportation web page at www.modot.org under "Doing Business with MoDOT", "Contractor Resources". Effective Wage Rates will be posted 10 days prior to the applicable bid opening. These supplemental bidding documents have important legal consequences. It shall be conclusively presumed that they are in the bidder's possession, and they have been reviewed and used by the bidder in the preparation of any bid submitted on this project.

1.2 The following documents are available on the Missouri Department of Transportation web page at www.modot.org under "Doing Business with MoDOT"; "Standards and Specifications". The effective version shall be determined by the letting date of the project.

General Provisions & Supplemental Specifications

Supplemental Plans to July 2023 Missouri Standard Plans
For Highway Construction

These supplemental bidding documents contain all current revisions to the published versions and have important legal consequences. It shall be conclusively presumed that they are in the bidder's possession, and they have been reviewed and used by the bidder in the preparation of any bid submitted on this project.

B. Contract Liquidated Damages JSP-13-01C

1.0 Description. Liquidated Damages for failure or delay in completing the work on time for this contract shall be in accordance with Sec 108.8. The liquidated damages include separate amounts for road user costs and contract administrative costs incurred by the Commission.

2.0 Period of Performance. Prosecution of work is expected to begin on the date specified below in accordance with Sec 108.2. Regardless of when the work is begun on this contract, all work on all projects (job numbers) shall be completed on or before the Contract Completion date specified below. Completion by this date shall be in accordance with the requirements of Sec 108.7.1.

Notice to Proceed Date: March 11, 2024
Contract Completion Date: December 1, 2024

2.1 Calendar Days. The count of calendar days will begin on the date the contractor starts any construction operations on the project.

Job Number	Calendar Days	Daily Road User Cost
J5S3369C	N/A	\$5,400

3.0 Liquidated Damages for Contract Administrative Costs. Should the contractor fail to complete the work on or before the contract completion date specified in Section 2.0, or within the number of calendar days specified in Section 2.1, whichever occurs first, the contractor will be charged contract administrative liquidated damages in accordance with Sec 108.8 in the amount of **\$750** per calendar day for each calendar day, or partial day thereof, that the work is not fully completed. For projects in combination, these damages will be charged in full for failure to complete one or more projects within the above specified contract completion date or calendar days.

4.0 Liquidated Damages for Road User Costs. Should the contractor fail to complete the work on or before the contract completion date specified in Section 2.0, or within the number of calendar days specified in Section 2.1, whichever occurs first, the contractor will be charged road user costs in accordance with Sec 108.8 in the amount specified in Section 2.1 for each calendar day, or partial day thereof, that the work is not fully completed. These damages are in addition to the contract administrative damages and any other damages as specified elsewhere in this contract.

C. Work Zone Traffic Management JSP-02-06N

1.0 Description. Work zone traffic management shall be in accordance with applicable portions of Division 100 and Division 600 of the Standard Specifications, and specifically as follows.

1.1 Maintaining Work Zones and Work Zone Reviews. The Work Zone Specialist (WZS) shall maintain work zones in accordance with Sec 616.3.3 and as further stated herein. The WZS shall coordinate and implement any changes approved by the engineer. The WZS shall ensure all traffic control devices are maintained in accordance with Sec 616, the work zone is operated within the hours specified by the engineer, and will not deviate from the specified hours without prior approval of the engineer. The WZS is responsible to manage work zone delay in accordance with these project provisions. When requested by the engineer, the WZS shall submit a weekly report that includes a review of work zone operations for the week. The report shall identify any problems encountered and corrective actions taken. Work zones are subject to unannounced inspections by the engineer and other departmental staff to corroborate the validity of the WZS's review and may require immediate corrective measures and/or additional work zone monitoring.

1.2 Work Zone Deficiencies. Failure to make corrections on time may result in the engineer suspending work. The suspension will be non-excusable and non-compensable regardless if road user costs are being charged for closures.

2.0 Traffic Management Schedule.

2.1 Traffic management schedules shall be submitted to the engineer for review prior to the start of work and prior to any revisions to the traffic management schedule. The traffic management schedule shall include the proposed traffic control measures, the hours traffic control will be in place, and work hours.

2.2 The traffic management schedule shall conform to the limitations specified in Sec 616 regarding lane closures, traffic shifts, road closures and other width, height, and weight restrictions.

2.3 The engineer shall be notified as soon as practical of any postponement due to weather, material, or other circumstances.

2.4 In order to ensure minimal traffic interference, the contractor shall schedule lane closures for the absolute minimum amount of time required to complete the work. Lanes shall not be closed until material is available for continuous construction and the contractor is prepared to diligently pursue the work until the closed lane is opened to traffic.

2.5 Traffic Congestion. The contractor shall, upon approval of the engineer, take proactive measures to reduce traffic congestion in the work zone. The contractor shall immediately implement appropriate mitigation strategies whenever traffic congestion reaches an excess of 10 minutes to prevent congestion from escalating to 15 minute or above threshold. If disruption of the traffic flow occurs and traffic is backed up in queues of 15 minute delays or longer, then the contractor shall immediately review the construction operations which contributed directly to disruption of the traffic flow and make adjustments to the operations to prevent the queues from reoccurring. Traffic delays may be monitored by physical presence on site or by utilizing real-time travel data through the work zone that generate text and/or email notifications where available. The engineer monitoring the work zone may also notify the contractor of delays that require prompt mitigation. The contractor may work with the engineer to determine what other alternative solutions or time periods would be acceptable.

2.5.1 Traffic Safety.

2.5.1.1 Recurring Congestion. Where traffic queues routinely extend to within 1000 feet of the ROAD WORK AHEAD, or similar, sign on a divided highway or to within 500 feet of the ROAD WORK AHEAD, or similar, sign on an undivided highway, the contractor shall extend the advance warning area, as approved by the engineer.

2.5.1.2 Non-Recurring Congestion. When traffic queues extend to within 1000 feet of the ROAD WORK AHEAD, or similar, sign on a divided highway or to within 500 feet of the ROAD WORK AHEAD, or similar, sign on an undivided highway infrequently, the contractor shall deploy a means of providing advance warning of the traffic congestion, as approved by the engineer. The warning location shall be no less than 1000 feet and no more than 0.5 mile in advance of the end of the traffic queue on divided highways and no less than 500 feet and no more than 0.5 mile in advance of the end of the traffic queue on undivided highways.

3.0 Work Hour Restrictions.

3.1 Except for emergency work, as determined by the engineer, and long term lane closures required by project phasing, all lanes shall be scheduled to be open to traffic during the five major holiday periods shown below, from 12:00 noon on the last working day preceding the holiday until

6:00 a.m. on the first working day subsequent to the holiday unless otherwise approved by the engineer.

- Memorial Day
- Labor Day
- Thanksgiving
- Christmas
- New Year's Day

3.1.1 Independence Day. The lane restrictions specified in Section 3.1 shall also apply to Independence Day, except that the restricted periods shall be as follows:

When Independence Day falls on:	The Holiday is Observed on:	Halt Lane Closures beginning at:	Allow Lane Closures to resume at:
Sunday	Monday	Noon on Friday	6:00 a.m. on Tuesday
Monday	Monday	Noon on Friday	6:00 a.m. on Tuesday
Tuesday	Tuesday	Noon on Monday	6:00 a.m. on Wednesday
Wednesday	Wednesday	Noon on Tuesday	6:00 a.m. on Thursday
Thursday	Thursday	Noon on Wednesday	6:00 a.m. on Friday
Friday	Friday	Noon on Thursday	6:00 a.m. on Monday
Saturday	Friday	Noon on Thursday	6:00 a.m. on Monday

3.1.2 The contractor's working hours will be restricted for the Special Events as shown below. All lanes shall be scheduled to be open to traffic during these Special Events.

Route 740:

All University of Missouri Home Sporting Events as follows:

- No work to be performed on home football game days.
- For all other sports home games, restrictions shall be in place from two hours prior to the start of the event, until 1 hour after the completion of the event.

Route M:

Cattlemen Days Rodeo in Ashland, MO, Aug 23-24, 2024

3.2 The contractor shall not perform any construction operation on the roadway, roadbed, or active lanes, including the hauling of material within the project limits, during restricted periods, holiday periods or other special events specified in the contract documents.

3.3 Any work requiring a reduction in the number of through lanes of traffic shall be completed during nighttime hours. Nighttime hours shall be considered to be 7:00 p.m. to 6:00 a.m. for this project.

4.0 Detours and Lane Closures.

4.1 When a changeable message sign (CMS) is provided, the contractor shall use the CMS to notify motorists of future traffic disruption and possible traffic delays one week before traffic is shifted to a detour or prior to lane closures. The CMS shall be installed at a location as approved or directed by the engineer. If a CMS with Communication Interface is required, then the CMS shall be capable of communication prior to installation on right of way. All messages planned for use in the work zone shall be approved and authorized by the engineer or its designee prior to

deployment. When permanent dynamic message signs (DMS) owned and operated by MoDOT are located near the project, they may also be used to provide warning and information for the work zone. Permanent DMS shall be operated by the TMC, and any messages planned for use on DMS shall be approved and authorized by the TMC at least 72 hours in advance of the work.

4.2 At least one lane of traffic in each direction shall be maintained at all times except for brief intervals of time required when the movement of the contractor's equipment will seriously hinder the safe movement of traffic. Periods during which the contractor will be allowed to interrupt traffic will be designated by the engineer.

5.0 Closures for Pavement Replacement in Ashland.

5.1 The contractor will be allowed to completely close Route M and Main Street in order to complete the pavement replacement construction at the intersection of Route M and Main Street.

5.2 Main Street shall be open to traffic during the pavement replacement construction on Route M east of Main Street.

5.3 Pavement replacement work on Route M shall be staged in order to allow access to all properties within the pavement replacement limits that do not have access from any other public roads unless otherwise approved by the property owner or tenant and the engineer.

6.0 Basis of Payment. No direct payment will be made to the contractor to recover the cost of equipment, labor, materials, or time required to fulfill the above provisions, unless specified elsewhere in the contract document. All authorized changes in the traffic control plan shall be provided for as specified in Sec 616.

D. Liquidated Damages Specified – Route M and Main Street Intersection

1.0 Description. The contractor will be allowed to close Route M and Main Street in Ashland for pavement replacement work at this intersection. If the pavement replacement at the intersection of Route M and Main Street in Ashland is not complete and open to all lanes of traffic within 10 calendar days of the closure of the Route M and Main Street intersection and prior to August 9, 2019, the Commission, the traveling public, and state and local police and governmental authorities will be damaged in various ways, including but not limited to, increased construction administration cost, potential liability, traffic and traffic flow regulation cost, traffic congestion and motorist delay, with its resulting cost to the traveling public. These damages are not reasonably capable of being computed or quantified. Therefore, the contractor will be charged with liquidated damages specified in the amount of \$2300 per calendar day for each full calendar day that the pavement replacement area in is not complete and open to all lanes traffic in excess of the limitation as specified elsewhere in this special provision. It shall be the responsibility of the engineer to determine the quantity of excess closure time.

1.1 The said liquidated damages specified will be assessed regardless of whether it would otherwise be charged as liquidated damages under the Missouri Standard Specification for Highway Construction, as amended elsewhere in this contract.

E. Liquidated Damages Specified – Route M

1.0 Description. If the pavement replacement on Route M between Main Street and Henry Clay Blvd. in Ashland is not complete and open to all lanes of traffic within 20 calendar days of the beginning of work on Route M between Main Street and Henry Clay Blvd. and prior to August 9, 2019, the Commission, the traveling public, and state and local police and governmental authorities will be damaged in various ways, including but not limited to, increased construction administration cost, potential liability, traffic and traffic flow regulation cost, traffic congestion and motorist delay, with its resulting cost to the traveling public. These damages are not reasonably capable of being computed or quantified. Therefore, the contractor will be charged with liquidated damages specified in the amount of \$2300 per calendar day for each full calendar day that the pavement replacement area in is not complete and open to all lanes traffic in excess of the limitation as specified elsewhere in this special provision. It shall be the responsibility of the engineer to determine the quantity of excess closure time.

1.1 The said liquidated damages specified will be assessed regardless of whether it would otherwise be charged as liquidated damages under the Missouri Standard Specification for Highway Construction, as amended elsewhere in this contract.

F. Emergency Provisions and Incident Management JSP-90-11A

1.0 The contractor shall have communication equipment on the construction site or immediate access to other communication systems to request assistance from law enforcement or other emergency agencies for incident management. In case of traffic accidents or the need for law enforcement to direct or restore traffic flow through the job site, the contractor shall notify law enforcement or other emergency agencies immediately as needed. The area engineer's office shall also be notified when the contractor requests emergency assistance.

2.0 In addition to the 911 emergency telephone number for ambulance, fire or law enforcement services, the following agencies may also be notified for accident or emergency situation within the project limits.

Missouri Highway Patrol: 1-800-525-5555 (cellular: *55)	
Boone County Sheriff: (573) 875-1111	
City of Ashland	City of Columbia
Fire: (573) 657-2370	Fire: (573) 874-7391
Police: (573) 657-9062	Police: (573) 874-7652

2.1 This list is not all inclusive. Notification of the need for wrecker or tow truck services will remain the responsibility of the appropriate law enforcement agency.

2.2 The contractor shall notify law enforcement and emergency agencies before the start of construction to request their cooperation and to provide coordination of services when emergencies arise during the construction at the project site. When the contractor completes this notification with law enforcement and emergency agencies, a report shall be furnished to the engineer on the status of incident management.

3.0 No direct pay will be made to the contractor to recover the cost of the communication equipment, labor, materials, or time required to fulfill the above provisions.

G. Project Contact for Contractor/Bidder Questions JSP-96-05

All questions concerning this project during the bidding process shall be forwarded to the project contact listed below.

Patrick Hake, PE, Project Contact
MoDOT Central District
1511 Missouri Boulevard
Jefferson City, MO 65102

Telephone Number: 573-526-5093
Email: Patrick.Hake@modot.mo.gov

All questions concerning the bid document preparation can be directed to the Central Office – Design at (573) 751-2876.

H. Utilities JSP-93-26F

1.0 For informational purposes only, the following is a list of names, addresses, and telephone numbers of the known utility companies in the area of the construction work for this improvement:

<u>Utility Name</u>	<u>Known Required Adjustment</u>	<u>Type</u>	<u>Location</u>
Ameren Missouri – Electric Contact: Chris Bruemmer Phone: 573-619-5380 Email: cbruemmer@ameren.com	Yes – 2.0	Electric	Ashland
Ameren Missouri – Gas Contact: Brian Robinson 573-280-68 Phone: 41 Email: brobinson@ameren.com	Yes – 3.0	Gas	Ashland
Boone Electric Cooperative Contact: Mike Coleman Phone: 573-449-4181 mcoleman@booneelectric.com	None	Electric	
Centurylink Contact: David Roberts Phone: 573-239-7659 david.a.roberts@centurylink.com	Yes – 4.0	Communications	Ashland

Charter Communications Contact: Jeremy Epperson Phone: 573-745-0208 jeremy.epperson@charter.com	Yes – 5.0	Communications	
City of Ashland Contact: Lyn Woolford Phone: 573-657-2091 Email: policechief@ashlandmo.us	Yes – 6.0	Sewer, Water	
MoDOT Signals and Lighting Contact: Jason Morff Phone: (573) 526-3207 Email: Jason.morff@modot.mo.gov	Yes – 7.0	Electric, Signals, Lighting	
Provincial Data and Cable Contact: Perry Scarborough Phone: 816-200-3740 pscarborough@provincial-cable.com	None	Communications	
Socket Telecom Contact: Todd Pulis Phone: 573-818-4778 Email: tpulis@socket.net	None	Communications	

1.1 The existence and approximate location of utility facilities known to exist, as shown on the plans, are based upon the best information available to the Commission at this time. This information is provided by the Commission "as-is" and the Commission expressly disclaims any representation or warranty as to the completeness, accuracy, or suitability of the information for any use. Reliance upon this information is done at the risk and peril of the user, and the Commission shall not be liable for any damages that may arise from any error in the information. It is, therefore, the responsibility of the contractor to verify the above listing information indicating existence, location, and status of any facility. Such verification includes direct contact with the listed utilities.

1.2 Potholing of Utilities. The contractor shall pothole all utilities that are within the vicinity of the signal base construction and other locations as directed by the engineer.

1.2.1 Basis of Payment. Potholing of utilities will be paid for at the contract unit price for Item 902-99.02, "Misc. Potholing of Utilities", paid per each location, and includes all labor, equipment, materials, and time as required to comply with this provision.

2.0 Ameren Missouri – Electric has four (4) guy wire anchors in conflict in Ashland with the proposed sidewalk work that will require adjustment. Ameren advises they will have the facilities adjusted by the Contractor's Notice to Proceed Date. The Contractor shall directly contact Ameren Missouri – Electric to verify the status of the adjustments and take measures to ensure that the integrity of the existing facilities are not disturbed until such time that the guy wire adjustments are complete. There will be no direct pay for compliance to the above specification.

3.0 Ameren Missouri – Gas has four (4) gas valve boxes in conflict with the proposed sidewalks. Ameren Gas advises they will adjust their facilities in conjunction with the Contractor's construction of the sidewalks. The Contractor shall directly contact Ameren Gas at least two (2) weeks prior to when the gas valve boxes need to be adjusted to allow Ameren Gas time to schedule their work. Ameren also has a gas line in conflict with the pedestrian bridge at STA 587+71. Ameren advises they will have their gas line adjusted by the Contractor's Notice to Proceed Date. The Contractor shall coordinate construction activities with Ameren Gas and take measures to ensure that the integrity of the existing facilities are not disturbed until such time that the height adjustment of the gas valve boxes are complete and ensure the gas line has been adjusted at the pedestrian bridge. There will be no direct pay for compliance to the above specification.

4.0 Centurylink has one (1) riser and one (1) pull box in Ashland that are in conflict. The riser is in conflict with the Rock Ditch Liner at STA 370+19. Centurylink advises they will adjust their riser in conjunction with the Contractor's construction of the sidewalk. The Contractor shall directly contact Centurylink at least two (2) weeks prior to when the riser needs to be adjusted to allow Centurylink time to schedule their work. The pull box is in conflict with the sidewalk work in the Southwest corner of Route M and Main Street. Centurylink advises they will have the pull box adjusted by the Contractor's Notice to Proceed Date. The Contractor shall directly contact Centurylink to verify the status of the adjustment and take measures to ensure that the integrity of the existing facilities are not disturbed until such time that the adjustments are complete. There will be no direct pay for compliance to the above specification.

5.0 Charter Communications has two (2) risers that are in conflict with the sidewalks in Ashland. Charter advises they will adjust their riser in conflict with the Rock Ditch Liner at STA 370+24 by the Contractor's Notice to Proceed Date. Charter advises they will adjust their riser at STA 365+90 in conjunction with the Contractor's construction of the sidewalk. The Contractor shall directly contact Charter at least two (2) weeks prior to when the riser needs to be adjusted to allow Charter time to schedule their work. The Contractor shall directly contact Charter to verify the status of the adjustment and take measures to ensure that the integrity of the existing facilities are not disturbed until such time that the adjustments are complete. There will be no direct pay for compliance to the above specification.

6.0 City of Ashland has five (5) water valve tops in conflict with the sidewalk and road work. The Contractor shall adjust the City facilities to grade as necessary. The City will supply the height adjustment rings and slip-resistant covers for the Contractor to use. The Contractor shall directly contact the City at least forty-eight (48) hours prior to have someone on site to answer any questions regarding the adjustment of these facilities and to supply materials. There will be no direct pay for compliance to the above specification.

7.0 MoDOT Signals and Lighting. The Contractor shall coordinate with MoDOT Signals and Lighting for the installation of the pedestrian signal equipment. The Contractor shall contact MoDOT Signals and Lighting at least two (2) weeks prior to activation of the traffic signals and pedestrian signals for controller programming. There will be no direct pay for compliance to the above specification.

I. Temporary Construction Easements

1.0 Description. MoDOT has obtained temporary construction easements from property owners in order to construct improvements for the project. Commercial and church properties within the

project limits will continue utilizing those construction easements to conduct their day-to-day business. The contractor shall coordinate with the property owners to minimize the amount of time and space needed to construct the improvements located inside each temporary construction easement.

2.0 Construction Requirements. The contractor shall not disturb any improvements, besides the entrance or parking lot, located inside each temporary construction easement, unless shown as such on the plans. Improvements include such things as, but not limited to, monument signs and their electrical connections, landscaping, or sprinkler systems. The Contractor will be solely responsible for the cost to repair or replace any improvements disturbed that are not specifically marked on the plans for removal or adjustment.

3.0 Basis of Payment. No direct payment will be made for compliance with this provision.

J. Access to Commercial and Private Properties

1.0 Description. This improvement is in a commercial and residential area. While working on entrances or adjacent properties, the contractor shall make every reasonable effort to minimize any interference to the properties and to pursue the work diligently. The contractor shall maintain access to all properties within the project limits that do not have access from another roadway for the duration of the construction. This may be accomplished by constructing entrances half-at-a-time if the parcel has only one entrance. If the parcel has multiple entrances, the contractor will be allowed to close one entrance as long as the remaining entrance(s) are open unless otherwise specified in this provision. The contractor may also use temporary surfacing and concrete accelerating admixtures as approved by the engineer to maintain access.

1.1 Under no circumstances shall the contractor block ingress/egress to and from businesses during the normal business hours of each business unless as approved by the property owner and the engineer.

2.0 Communication. The contractor shall contact each property owner at least one week prior to any sidewalk or entrance construction within their property limits to advise them of the work that will take place and the timeframe of the work. The contractor will be allowed to vary from Section 1.0 of this provision if other access arrangements are made with the property owner or tenant. These variations must be approved by the engineer prior to beginning work.

3.0 Construction Requirements. The contractor has the option of using high early strength Portland cement concrete pavement (PCCP) for use in paved approaches and other areas of improvements as shown on the plans or as approved by the engineer. All materials, mixture and placement requirements shall be in accordance with all applicable portions of Section 501, 502, and 613, except as specified herein. An accelerator will be allowed as approved by the engineer.

4.0 Liquidated Damages Specified. If the entire entrance is not complete and open to traffic within **5 calendar days**, the Commission, the traveling public and state and local police, and governmental authorities will be damaged in various ways, including but not limited to, increased construction administration cost, potential liability, traffic and traffic flow regulation cost, traffic congestion and motorist delay, with its resulting cost to the traveling public. These damages are not reasonably capable of being computed or quantified. Therefore, the contractor will be charged with liquidated damages specified in the amount of **\$500** per day for each full day that an entrance

is not complete and open to traffic in excess of the limitation as specified elsewhere in this special provision.

5.0 Basis of Payment. No direct payment will be made to the contractor to recover the cost of equipment, labor, materials, or time required to fulfill the above provisions, unless specified elsewhere in the contract document.

K. Right of Way Requirements

1.0 Description. The Right of Way has been conditionally cleared on this project. However, there are some special requirements and conditions that have been agreed to in the negotiation process that the contractor shall adhere to.

2.0 Construction Requirements. All materials and work performed for this item shall be in accordance with applicable Standard Specifications. Please note that the list of special requirements below may not be all inclusive. The contractor shall consult the Right of Way Negotiator's Report for a full detail of any special requirements at each parcel.

2.1 Business Hours. A number of parcels within the project require minimal or no disruptions during business hours. If specific business hours are not listed or where multiple tenants share a building, it shall be the responsibility of the contractor to verify the proper business hours with each business/tenant to plan the construction work accordingly. Where listed, business hours included in this JSP are current as of the time of the project's advertisement for bidders. However, business hours are subject to change and actual business hours may vary slightly from those hours listed herein, and may be temporarily adjusted during different times of the year. It shall be the responsibility of the contractor to verify the accuracy of the noted business hours and provide as little disruption as possible during construction operations.

3.0 Locations.

3.1 Parcel 4 – MFA Oil Company (Break Time).

3.1.1 The Temporary Construction Easements for this parcel will only be used for active construction purposes. The contractor will not be permitted to stage or store items not directly related to construction on the property, and the contractor shall not be permitted to stockpile any materials or park equipment in a manner that may obstruct the view of their business sign and the current fuel pricing display.

3.1.2 One of the Temporary Construction Easements for this parcel is for construction of the shared-access entrance for Parcels 3 and 4. Construction for this entrance shall be completed ½ at a time, allowing access to a minimum of one lane of traffic at all times. Once work begins on this entrance, the contractor shall have a maximum of two (2) consecutive weeks' time to complete each half of the work, with the duration of work taking no more than 28 consecutive days to complete.

3.2 Parcel 3 – CREF 3 DOMAIN OWNER LLC.

3.2.1 Grantee shall not block nor render impassible more than fifty percent (50%) of the existing paved portion of the above-described easement area at any one time in order to permit access by Grantor and Grantor's tenants, invitees, and agents, from the Highway 740 (E Stadium

Boulevard) public road to Grantor's improvements located south of the above-described easement area, at all times.

4.0 Basis of Payment. No direct payment will be made to the contractor for the labor, equipment, material, or time required to comply with this provision.

~~L. Delayed Possession of Right of Way – Parcels 3~~

~~1.0 Description. The contractor's attention is directed toward the following parcels which could be subject to delayed possession.~~

~~(a) Parcel 3 (3100 E Stadium Blvd.) – CREF 3 DOMAIN OWNER LLC – The Temporary Construction Easement (TCE) is being acquired to reconstruct the driveway at Station 335+21.72 on the south side of Route 740. Possession is anticipated to be obtained by 02/28/2024 or above mentioned improvements will be change ordered to stay within the existing right of way.~~

~~1.1 The contractor shall inform itself of the location of these tracts. The contractor is not allowed access to these parcels for any of the road improvements other than within the existing right of way for the signal improvements.~~

~~1.2 The contractor shall schedule its work utilizing the available right of way until this tract is cleared for construction, which is estimated to be February 28, 2024. However, this date expressly is not a warranty by or contractually binding on the Commission as the date the seven tracts will be clear for construction. No encroachment, storage of equipment and materials or construction on these tracts shall be permitted until the contractor is notified by the engineer that these tracts have been acquired.~~

~~1.3 The contractor shall have no claim for damage for delay, disruption, interference or otherwise as a result of the unavailability of Parcel 2 or Parcel 3. The contractor may be given an extension of time upon proof of actual delay caused by the unavailability of these tracts as approved by the engineer.~~

M. Damage to Existing Pavement, Side Roads, and Entrances

1.0 Description. This work shall consist of repairing any damage to existing pavement, curb, ramps and/or shoulders caused by contractor operations. This shall include damage caused either directly or indirectly by contractor operations, including but not limited to, damage caused by the traffic during contractor operations.

2.0 Construction Requirements. Any cracking, gouging, or other damage to the existing pavement, curb, ramps and/or shoulders, side roads, or entrances from general construction shall be repaired within twenty-four (24) hours of the time of damage at the contractor's expense. Repair of the damaged pavement, shoulders, side roads, or entrances shall be as determined by the engineer.

3.0 Method of Measurement. No measurement of damaged pavement, curb, ramps, or shoulder areas as described above shall be made.



4.0 Basis of Payment. No direct payment will be made to the contractor to recover the cost of equipment, labor, materials, or time required to fulfill the above provisions, unless specified elsewhere in the contract documents.

N. Contractor Quality Control NJSP-15-42

1.0 The contractor shall perform Quality Control (QC) testing in accordance with the specifications and as specified herein. The contractor shall submit a Quality Control Plan (QC Plan) to the engineer for approval that includes all items listed in Section 2.0, prior to beginning work.

2.0 Quality Control Plan.

- (a) The name and contact information of the person in responsible charge of the QC testing.
- (b) A list of the QC technicians who will perform testing on the project, including the fields in which they are certified to perform testing.
- (c) A proposed independent third party testing firm for dispute resolution, including all contact information.
- (d) A list of Hold Points, when specified by the engineer.
- (e) The MoDOT Standard Inspection and Testing Plan (ITP). This shall be the version that is posted at the time of bid on the MoDOT website (www.modot.org/quality).

3.0 Quality Control Testing and Reporting. Testing shall be performed per the test method and frequency specified in the ITP. All personnel who perform sampling or testing shall be certified in the MoDOT Technician Certification Program for each test that they perform.

3.1 Reporting of Test Results. All QC test reports shall be submitted as soon as practical, but no later than the day following the test. Test data shall be immediately provided to the engineer upon request at any time, including prior to the submission of the test report. No payment will be made for the work performed until acceptable QC test results have been received by the engineer and confirmed by QA test results.

3.1.1 Test results shall be reported on electronic forms provided by MoDOT. Forms and Contractor Reporting Excel2Oracle Reports (CRE2O) can be found on the MoDOT website. All required forms, reports and material certifications shall be uploaded to a Microsoft SharePoint® site provided by MoDOT, and organized in the file structure established by MoDOT.

3.2 Non-Conformance Reporting. A Non-Conformance Report (NCR) shall be submitted by the contractor when the contractor proposes to incorporate material into the work that does not meet the testing requirements or for any work that does not comply with the contract terms or specifications.

3.2.1 Non-Conformance Reporting shall be submitted electronically on the Non-Conformance Report form provided on the MoDOT Website. The NCR shall be uploaded to the MoDOT SharePoint® site and an email notification sent to the engineer.

3.2.2 The contractor shall propose a resolution to the non-conforming material or work. Acceptance of a resolution by the engineer is required before closure of the non-conformance report.

4.0 Work Planning and Scheduling.

4.1 Two-week Schedule. Each week, the contractor shall submit to the engineer a schedule that outlines the planned project activities for the following two-week period. The two-week schedule shall detail all work and traffic control events planned for that period and any Hold Points specified by the engineer.

4.2 Weekly Meeting. When work is active, the contractor shall hold a weekly project meeting with the engineer to review the planned activities for the following week and to resolve any outstanding issues. Attendees shall include the engineer, the contractor superintendent or project manager and any foreman leading major activities. This meeting may be waived when, in the opinion of the engineer, a meeting is not necessary. Attendees may join the meeting in person, by phone or video conference.

4.3 Pre-Activity Meeting. A pre-activity meeting is required in advance of the start of each new activity, except when waived by the engineer. The purpose of this meeting is to review construction details of the new activity. At a minimum, the discussion topics shall include: safety precautions, QC testing, traffic impacts, and any required Hold Points. Attendees shall include the engineer, the contractor superintendent and the foreman who will be leading the new activity. Pre-activity meetings may be held in conjunction with the weekly project meeting.

4.4 Hold Points. Hold Points are events that require approval by the engineer prior to continuation of work. Hold Points occur at definable stages of work when, in the opinion of the engineer, a review of the preceding work is necessary before continuation to the next stage.

4.4.1 A list of typical Hold Point events is available on the MoDOT website. Use of the Hold Point process will only be required for the project-specific list of Hold Points, if any, that the engineer submits to the contractor in advance of the work. The engineer may make changes to the Hold Point list at any time.

4.4.2 Prior to all Hold Point inspections, the contractor shall verify the work has been completed in accordance with the contract and specifications. If the engineer identifies any corrective actions needed during a Hold Point inspection, the corrections shall be completed prior to continuing work. The engineer may require a new Hold Point to be scheduled if the corrections require a follow-up inspection. Re-scheduling of Hold Points require a minimum 24-hour advance notification from the contractor unless otherwise allowed by the engineer.

5.0 Quality Assurance Testing and Inspection. MoDOT will perform quality assurance testing and inspection of the work, except as specified herein. The contractor shall utilize the inspection checklists provided in the ITP as a guide to minimize findings by MoDOT inspection staff. Submittal of completed checklists is not required, except as specified in 5.1.

5.1 Inspection and testing required in the production of concrete for the project shall be the responsibility of the contractor. Submittal of the 501 Concrete Plant Checklist is required.

6.0 Basis of Payment. No direct payment will be made for compliance with this provision.

O. ADA Compliance and Final Acceptance of Constructed Facilities JSP-10-01C

1.0 Description. The contractor shall comply with all laws pertaining to the Americans with Disabilities Act (ADA) during construction of pedestrian facilities on public rights of way for this project. An ADA Checklist is provided herein to be utilized by the contractor for verifying compliance with the ADA law. The contractor is expected to familiarize himself with the plans involving pedestrian facilities and the ADA Post Construction Checklist prior to performing the work.

2.0 ADA Checklist. The contractor can locate the ADA Checklist form on the Missouri Department of Transportation website:

www.modot.org/business/contractor_resources/forms.htm

2.1 The ADA Checklist is not to be considered all-inclusive, nor does it supersede any other contract requirements. The ADA checklist is a required guide for the contractor to use during the construction of the pedestrian facilities and a basis for the commission's acceptance of work. Prior to work being performed, the contractor shall bring to the engineer's attention any planned work that is in conflict with the design or with the requirement shown in the checklist. This notification shall be made in writing. Situations may arise where the checklist may not fully address all requirements needed to construct a facility to the full requirements of current ADA law. In those situations, the contractor shall propose a solution to the engineer that is compliant with current ADA law using the following hierarchy of resources: 2010 ADA Standards for Accessible Design, Draft Public Rights of Way Accessibility Guidelines (PROWAG) dated November 23, 2005, MoDOT's Engineering Policy Guidelines (EPG), or a solution approved by the U.S. Access Board.

2.2 It is encouraged that the contractor monitor the completed sections of the newly constructed pedestrian facilities in attempts to minimize negative impacts that his equipment, subcontractors or general public may have on the work. Completed facilities must comply with the requirements of ADA and the ADA Checklist or have documented reasons for the non-compliant items to remain.

3.0 Coordination of Construction.

3.1 Prior to construction and/or closure on an existing pedestrian path of travel, the contractor shall submit a schedule of work to be constructed, which includes location of work performed, the duration of time the contractor expects to impact the facility and an accessible signed pedestrian detour compliant with MUTCD Section 6D that will be used during each stage of construction. This plan shall be submitted to the engineer for review and approval at or prior to the pre-construction conference. Accessible signed detours shall be in place prior to any work being performed that has the effect of closing an existing pedestrian travel way.

3.2 When consultant survey is included in the contract, the contractor shall use their survey crews to verify that the intended design can be constructed to the full requirements as established in the 2010 ADA Standards. When 2010 ADA Standards do not give sufficient information to construct the contract work, the contractor shall refer to the PROWAG.

3.3 When consultant survey is not included in the contract, the contractor shall coordinate with the engineer, prior to construction, to determine if additional survey will be required to confirm the designs constructability.

4.0 Final Acceptance of Work. The contractor shall provide the completed ADA Checklist to the engineer at the semi-final inspection. ADA improvements require final inspection and compliance with the ADA requirements and the ADA Checklist. Each item listed in the checklist must receive either a "YES" or an "N/A" score. Any item receiving a "NO" will be deemed non-compliant and shall be corrected at the contractor's expense unless deemed otherwise by the engineer. Documentation must be provided about the location of any non-compliant items that are allowed to remain at the end of the construction project. Specific details of the non-compliant items, the ADA requirement that the work was not able to comply with, and the specific reasons that justify the exception are to be included with the completed ADA Checklist provided to the engineer.

4.1 Slope and grade measurements shall be made using a properly calibrated, 2 foot long, electronic digital level approved by the engineer.

5.0 Basis of Payment. The contractor will receive full pay of the contract unit cost for all sidewalk, ramp, curb ramp, median, island, approach work, cross walk striping, APS buttons, pedestrian heads, detectible warning systems and temporary traffic control measures that are completed during the current estimate period as approved by the engineer. Based upon completion of the ADA Checklist, the contractor shall complete any necessary adjustments to items deemed non-compliant as directed by the engineer.

5.1 No direct payment will be made to the contractor to recover the cost of equipment, labor, materials, or time required to fulfill the above provisions, unless specified elsewhere in the contract documents.

P. Linear Grading for ADA Facilities

1.0 Description. Linear Grading for ADA Facilities, Class 1 shall consist of altering the existing roadside features to the required grade and cross sections shown in the plans (if applicable), or to comply with typical sections, running slopes, drop-off and side-slope standards, consistent with the guidelines set forth in the Americans with Disabilities Act (ADA). This work shall be in accordance with Sections 202 and 207 and accompanying provisions except as modified herein.

1.1 In addition to the work describe in paragraph 1.0, Linear Grading for ADA Facilities, Class 2 shall also include grading where it is necessary for the contractor to furnish and transport embankment material that is not available within the project area.

1.2 The class of Linear Grading for ADA Facilities designated on the plans will apply only to sections that have been specifically indicated as such on the plans and will not be subject to change unless approved by the engineer.

2.0 Construction Requirements. The roadside shall be brought to the required grade and cross section as established in Section 1.0 of this provision, to a uniform appearance, free of sharp breaks or humps. Minor deviations will be allowed, to take advantage of favorable topography, as approved by the engineer.

2.1 The contractor shall remove all existing roadside improvements necessary to facilitate the new sidewalk and curb ramp construction, along with any other roadside removal items at, or adjacent to the pedestrian pathway, as noted in the plans or as approved by the engineer. This shall include the removal and/or saw cutting at existing raised islands or median strips to

construct the pedestrian pathway. The contractor shall pay special care to existing utility facilities to be used in place or relocated by others.

2.2 The contractor shall be responsible for all excavation and embankment work necessary to facilitate construction of new ADA compliant facilities; normally consisting of subgrade and subsequent finished grading for sidewalks, curbs, curb ramps; and may include miscellaneous grading work for items such as ditches, entrances, paved approaches, driveways, and pipes, at or adjacent to proposed new sidewalk facilities.

2.3 By this provision, it may be necessary to excavate, stockpile, and haul some material within the project limits. Due to staging and/or Right-of-Way constraints, it may be necessary to dispose of unusable material off of Right-of-Way, and/or haul a replacement volume of material back to achieve the desired grades.

2.4 All removals of Portland or Asphaltic Concrete performed under this provision will require saw-cutting a neat/clean edge along the removal lines at no direct pay, unless otherwise provided for in the contract.

3.0 Method of Measurement. Measurement of Linear Grading for ADA Facilities, Class 1 and Linear Grading for ADA Facilities, Class 2 will be made along the length of the new sidewalk and/or curb ramp installed, along each side of the roadway where sidewalk work is to be performed. Measurement will be made to the nearest 1-foot for each sidewalk work area, totaled, and paid to the nearest 1-foot for final pay. Final field measurement will not be required except where appreciable errors are found, or authorized changes have been made.

4.0 Basis of Payment. The accepted quantities of Linear Grading for ADA Facilities, Class 1 will be paid for at the contract unit price for item 207-99.03, "Misc. Linear Grading for ADA Facilities, Class 1", per Linear Foot. The accepted quantities of Linear Grading for ADA Facilities, Class 2 will be paid at the contract unit price for item 207-99.03, "Misc. Linear Grading for ADA Facilities, Class 2", per Linear Foot. Payment will be considered as full compensation for all labor, equipment, material, waste fees, disposal agreements, material acquisition, or other construction costs involved to complete the described work.

Q. ADA Material Testing Frequency Modifications JSP-23-01

1.0 Description. This provision revises the Inspection and Testing Plan (ITP) for the construction of ADA compliant features to better match the nature of the work. The Quality Control (QC) testing frequency for the Sections identified below are to be revised as specified.

2.0 Compaction Test on Base Rock Under Sidewalk, Curb Ramps and Paved Approaches. (Revises ITP Sec 304.3.4) The required test frequency will be one per 600 tons.

3.0 Gradation Test on Base Rock Under Sidewalk, Curb Ramps and Paved Approaches. (Revises ITP Sec 304.4.1) The required frequency will be one per 500 tons.

4.0 Concrete Plan Checklists. (Revises ITP Sec 501) Submittal of the 501 Concrete Plant Checklist will be once per week when the contractor is only pouring curb, sidewalk, paved approaches, and curb ramps.

5.0 Concrete Median, Median Strip, Sidewalk, Curb Ramps, and Curb. (Revises ITP Sec 608) The required frequency will be the first truckload for the project and each 100 CUYDs for air and slump thereafter. Strength will be verified by use of cylinders or maturity meters at a minimum rate of one per 100 CUYD.

6.0 Paved Approaches. (ITP Sec 608) The required testing of one test from the first truckload per day and each 100 CUYDs for air and slump will remain per ITP. Strength will be verified by use of cylinders or maturity meters at a minimum rate of one per 100 CUYD.

7.0 Curb Concrete. (Revises ITP Sec 609) The required frequency will be the same as Sec 5.0 above.

8.0 Basis of Payment. No direct payment will be made to the contractor to fulfill the above requirements.

R. Positive Drainage

1.0 Description. The contractor shall take care during construction to provide proper drainage during and after grading and sodding activities.

2.0 Construction Requirements. The contractor shall maintain positive drainage for all properties and shall not create locations of ponding or other drainage concerns to property owners. The contractor shall alert the engineer of any potential concerns during construction that may affect the ability to maintain positive drainage.

3.0 Basis of Payment. No direct payment will be made for compliance with this provision. All equipment and labor necessary for the work described shall be considered incidental to and completely covered by other bid items in the contract.

S. Adjusting Utility Facilities to Grade

1.0 Description. This work shall consist of adjusting to grade the water meters, valves and pull boxes, manholes, drop inlets, and telephone risers that are within the new sidewalk, curb ramps, paved approaches, pavements, and project grading limits that are to be constructed or replaced.

2.0 Construction Requirements. Adjustments of utility and any related excavation and backfill shall be constructed as approved by the Engineer. For City owned facilities, installation requirements shall be completed in accordance with the requirements stated in the City's specifications and standards. For Commission owned facilities adjustments shall conform to Missouri Standard Specifications for Highway Construction. Adjustments shall be completed to ensure the finished sidewalks, curb ramps, paved approaches and pavement surfaces will meet current ADA standards.

3.0 Basis of Payment. Payment for all labor, equipment, and material cost necessary for adjusting the height of existing valves, rings, pull boxes and meter lids to be flush with the surface of the sidewalk, ramp, proposed pavement grade or proposed turf grade shall be considered completely covered by the contract unit prices for:

Item No.	Type	Description
603-99.02	Each	Water Adjusting Water Valve, Water Meter, or Pull Box
604-99.02	Each	Misc. Adjusting Drop Inlet
604-99.02	Each	Misc. Adjusting Telephone Riser

3.1 No direct payment will be made for any required cutting or joining of material, hauling off or furnishing materials, or any other requirements necessary to fulfill this provision.

T. Curb Ramps and Sidewalk

1.0 Description. Construction of concrete curbs, aprons, curb ramps, transition areas, sidewalk and landings shall be in accordance with applicable portions of Sections 608 & 609 of the Standard Specification and Standard Plans for Highway Construction 608.10, as shown on the plans, and shall meet ADA requirements.

2.0 Construction Requirements. The following requirements shall be applicable to construction of this project. The work shall include, but is not limited to, sidewalk construction including landings, joint construction, aggregate base, compaction, apron modifications, transition area, curb ramp construction, Type S Curb or Integral Curb installation (as required), tie bars or dowel bars (as required), clean-up, etc. for each location shown on the plans.

2.1 A one-half (1/2) inch joint filler shall be placed between all new pedestrian facilities and existing immovable improvements to remain in place such as power poles, fire hydrants, building foundations, pull boxes, manholes, etc.

2.2 Extreme care shall be taken when removing sidewalk adjacent of existing building foundations. This may require additional saw cutting, hand work, time, equipment, materials or other, to avoid damaging the building foundation. All foundations damaged due to the contractor's activities will be completely repaired in kind as approved by the engineer.

2.3 Existing curb, curb and gutter, sidewalk, shoulders, etc. that are adjacent to a designated curb ramp and/or sidewalk improvement area that is damaged during construction shall be replaced/repared to match existing materials and condition.

2.4 Variable height curb along the roadside may be constructed monolithic or separate depending on construction operations. Integral curb shall be doweled to the existing gutter or pavement. - Integral or Type S-curb shall be used along the existing right-of-way when constructing curb ramps as shown on the plans. The cost of the curb is included in pay limits of the curb ramp.

2.5 Curing compound for all concrete construction shall be a clear or translucent color. The white pigmented option or other colored compound will not be allowed.

2.6 Adjacent grass areas, landscaping, irrigation lines, pavement, etc. disturbed by curb ramp or sidewalk construction shall be repaired or replaced to match or exceed existing conditions. Sod quantities are included for adjacent areas. More or less sod may be required depending on actual field conditions.

2.7 Saw cuts for pavement and sidewalks shall be full depth or a minimum of 6 inches, whichever is less. Saw cuts are incidental to Removal of Improvements and Linear Grading for ADA Facilities.

2.8 Closed pedestrian facilities create barriers to access for non-motorized users. Therefore the Contractor shall make every reasonable effort to minimize closures of sidewalk and curb ramps. Prior to the removal of existing pedestrian facilities, the contractor shall confirm crew availability and predicted weather conditions allow replacement and opening of the pedestrian facility within 14 days of closing.

3.0 Method of Measurement. Curb ramps and concrete sidewalk will be measured to the nearest 1/10 square yard. Measurement of incidental items required to complete all aspects of construction for the above noted items at each new curb ramp and sidewalk location will not be made individually unless specified elsewhere in the contract.

4.0 Basis of Payment. All costs incurred by the contractor by reason of compliance to satisfy the above requirements shall be considered incidental to and completely covered by the contract unit price for each of the pay items within the contract.

U. Modified Curb and Gutter

1.0 Description. This work shall consist of constructing a curb and gutter with a varying gutter pan width and varying curb height, as shown in the plans. The gutter pan width and curb height shall vary in order to match the existing adjacent gutter pan width and/or curb height in the field. In no case shall the height of the curb exceed 9 inches.

2.0 Construction Requirements. All materials and work performed for this item shall be in accordance with Sec 609.

3.0 Method of Measurement. Measurement will be made in accordance with Sec 609.

4.0 Basis of Payment. Payment for the accepted quantity for special curb and gutter will be made in accordance with the contract unit bid price for the item 609-99.03 "Misc. Curb and Gutter Type B (Modified)", and includes all labor, equipment, materials, and time required to comply with this provision.

V. Class A Partial Depth Pavement Repair (Modified)

1.0 Description. This work shall consist of removal of existing concrete or bituminous pavement material in existing median island or island cut-throughs and replacing with concrete material to ADA compliant grades in locations depicted in the contract plans.

2.0 Construction Requirements. All materials and work performed for this item shall be in accordance with Sec 613.

3.0 Method of Measurement. Measurement will be made in accordance with Sec 613.

4.0 Basis of Payment. Payment for all labor, equipment, and material cost necessary for construction of the Modified Class A Partial Depth Pavement Repairs shall be considered completely covered by the contract unit prices for:

Item No.	Type	Description
613-20.19	SQYD	Removal for Class A Partial Depth Pavement Repair
613-99.07	CUYD	Misc. Modified Furnishing and Placing Concrete Material for Class A Partial Depth Pavement Repair

W. Contractor Furnished Surveying and Staking

In addition to the requirements of Section 627 of the Missouri Standard Specifications for Highway Construction, the following shall apply:

1.0 Description. The contractor will be responsible for all layout required on the project. All staking required to ensure that improvements installed on this project meet the ADA requirements is the sole responsibility of the contractor. This responsibility will include, but not limited to the following: Construction signs, curb ramp, landing, and sidewalk construction, truncated dome installation, quantity verification, curb construction, pavement marking, pedestrian signal modifications, median strip/island construction and modifications, etc.

1.1 The above list is not all inclusive. The contractor shall have the primary responsibility for these operations. The contractor shall provide the Resident Engineer with a staking plan layout for approval prior to the installation of signs. The RE will also provide assistance during this layout provided a request is submitted to the RE or Construction Project Manager 48 hours in advance. This will ensure that all permanently mounted traffic control devices remain consistent with District policy and avoid re-staking. If the contractor installs any signs without engineer approval, all costs associated with re-staking and/or relocation will be at the contractor's expense.

1.2 The intent of this provision is to increase the quality of our work zones and minimize negative impacts to the contractor's schedule that can result from delays in staking.

1.3 Any adjustments to the plan quantities or line numbers established in the contract shall be approved by the Engineer.

2.0 Basis of Payment. Contractor Furnished Surveying and Staking will be paid for at the contract unit price for Item 627-99.01 "Misc. Modified Contractor Furnished Surveying and Staking", and includes all labor, equipment, materials, and time as required to comply with this provision.

X. Lump Sum Temporary Traffic Control JSP-22-01

1.0 Delete Sec 616.11 and insert the following:

616.11 Method of Measurement. Measurement for relocation of post-mounted signs will be made to the nearest square foot of sign area only for the signs designated for payment on the plans. All other sign relocations shall be incidental. Measurement for construction signs will be made to the nearest square foot of sign area. Measurement will be made per each for each of the temporary traffic control items provided in the contract.

616.11.1 Lump Sum Temporary Traffic Control. No measurement will be made for temporary traffic control items grouped and designated to be paid per lump sum. The list of lump sum items provided in the plans or contract is considered an approximation and may be subject to change based on field conditions. This is not a complete list and may exclude quantities for duplicate work

zone packages used in simultaneous operations. The contractor shall provide all traffic control devices required to execute the provided traffic control plans for each applicable operation, stage, or phase. No measurement will be made for any additional signs or devices needed except for changes in the traffic control plan directed by the engineer.

2.0 Delete Sec 616.12 and insert the following:

616.12 Basis of Payment. All temporary traffic control devices authorized for installation by the engineer will be paid for at the contract unit price for each of the pay items included in the contract. Whether the devices are paid individually, or per lump sum, no direct payment will be made for the following:

- (a) Incidental items necessary to complete the work, unless specifically provided as a pay item in the contract.
- (b) Installing, operating, maintaining, cleaning, repairing, removing, or replacing traffic control devices.
- (c) Covering and uncovering existing signs and other traffic control devices.
- (d) Relocating temporary traffic control devices, including permanent traffic control devices temporarily relocated, unless specifically included as a pay item in the contract.
- (e) Worker apparel.
- (f) Flaggers, AFADs, PFDs, pilot vehicles, and appurtenances at flagging stations.
- (g) Furnishing, installing, operating, maintaining, and removing construction-related vehicle and equipment lighting.
- (h) Construction and removal of temporary equipment crossovers, including restoring preexisting crossovers.
- (i) Providing and maintaining work zone lighting and work area lighting.

616.12.1 Lump Sum Temporary Traffic Control. Traffic control items grouped together in the contract or plans for lump sum payment shall be paid incrementally per Sec 616.12.1.1. Alternately, upon request from the contractor, the engineer will consider a modified payment schedule that more accurately reflects completion of traffic control work. No payment will be made for any additional signs or devices needed except for changes in the traffic control plan directed by the engineer. Additional items directed by the engineer will be paid for in accordance with Sec 109.4. No adjustment to the price will be made for overruns or underruns of other work or for added work that is completed within existing work zones.

616.12.1.1 Partial payments. For purposes of determining partial payments, the original contract amount will be the total dollar value of all original contract line items less the price for Lump Sum Temporary Traffic Control (LSTTC). If the contract includes multiple projects, this determination will be made for each project. Partial payments will be made as follows:

- (a) The first payment will be made when five percent of the original contract amount is earned. The payment will be 50 percent of the price for LSTTC, or five percent of the original contract amount, whichever is less.

(b) The second payment will be made when 50 percent of the original contract amount is earned. The payment will be 25 percent of the price for LSTTC, or 2.5 percent of the original contract amount, whichever is less.

(c) The third payment will be made when 75 percent of the original contract amount is earned. The payment will be 20 percent of the price for LSTTC, or two percent of the original contract amount, whichever is less.

(d) Payment for the remaining balance due for LSTTC will be made when the contract has been accepted for maintenance or earlier as approved by the engineer.

616.12.1.2 Temporary traffic control will be paid for at the contract lump sum price for Item 616-99.01 "Misc. Temporary Traffic Control", and includes all labor, equipment, materials, and time as required to comply with this provision.

Y. Sodding

1.0 Description. The contractor shall install sod on all disturbed areas except for surfaced areas, solid rock, and slopes consisting of primarily broken rock.

2.0 Construction Requirements. The contractor shall use sodding as specified for all disturbed areas shown in the plans. Seedbed preparation will be in accordance with Sec 801 and placement shall be accomplished in accordance with Sec 803. The contractor shall place the sodding **within 14 calendar days** of ground disturbance to reduce soil erosion or as approved by engineer. Disturbed area shall not exceed maximum of 1 acre at one time for all locations combined on the project.

2.1 Temporary seeding may be utilized to fulfill maximum land disturbance requirement or at the discretion of the contractor. No direct payment will be made for temporary seeding.

2.2 Acceptance will be in accordance with Sec 803.4.

3.0 Basis of Payment. Payment for sod, including seedbed preparation and any temporary seeding will be considered completely covered by the contract unit price for Item No. 803-99.05A, "Modified Turf Type Tall Fescue Sodding", per square yard, and includes all labor, equipment, materials, and time as required to comply with this provision.

Z. Detector, Pushbutton APS

1.0 Description. Audible pedestrian push buttons and signing will be required for all pedestrian indications at all the intersections.

2.0 Installation. Audible signals should be installed as part of a pushbutton assembly.

3.0 Equipment.

3.1 Walk Indications. Accessible pedestrian signals shall have both audible and vibrotactile walk indications.

3.2 Vibrotactile. Vibrotactile walk indications shall be provided by a tactile arrow on the pushbutton that vibrates during the walk interval. Tactile arrow shall be located on the pushbutton that vibrates during the walk interval. Tactile arrow shall be located on the pushbutton, have high visual contrast (light on dark or dark on light), and shall be aligned parallel to the direction of travel on the associated crosswalk.

3.3 Audible. Accessible pedestrian signals shall have an audible walk indication during the walk interval only. The audible walk indication shall be audible from the beginning of the associated crosswalk.

3.4 Push Button signage. In addition to standard pedestrian sign requirements, all pushbuttons for the locations mentioned in 1.0 shall have additional signage to indicate crosswalk direction by use of a tactile arrow and the name of the street containing the crosswalk served by the audible pedestrian signal. The sign shall be located immediately above the push button mechanism and parallel to the crosswalk controlled by the button. The street name shall be the name of the street or reasonable abbreviation whose crosswalk is controlled by the push button. Signage shall comply with ADA Accessibility Guidelines (ADAAG) 703.2 specifications for Braille and raised print.

3.4.1 Arrow. Signs shall include a tactile arrow aligned parallel to the crosswalk direction. The arrow shall be raised 0.8 mm (.03 inch) minimum and shall be 4 mm (1.5 in) minimum in length. The arrowhead shall be open at 45 degrees to the shaft and shall be 33 percent of the length of the shaft. Stroke width shall be 10 percent minimum and 15 percent maximum of arrow length. The arrow shall contrast with the background.

3.4.2 Street Name. Accessible pedestrian signals (APS) shall include street name information aligned parallel to the crosswalk direction and shall comply with Revised Draft Guidelines for Accessible Public Rights-of-Way R409.3 or shall provide street name information in audible format.

4.0 Performance.

4.1 Audible Locator Tone. Locator tone that tells the pedestrian that the intersection is equipped with APS and where it is. Pushbutton locator tones shall have duration of 0.15 seconds or less, and shall repeat at 1-second intervals. Pushbutton locator tones shall be intensity responsive to ambient sound, and be audible 6 to 12 feet from the pushbutton, or to the building line. The locator tone shall operate during the DON'T WALK and flashing DON'T WALK intervals only and shall be deactivated when the pedestrian signal is not operative.

4.2 Verbal Wait Message. Acknowledge tone that tells the pedestrian that they have placed a call and informational message that tells the pedestrian to "Wait to cross" street name at intersecting street name.

4.3 Verbal Walk Message. The verbal messages shall provide a clear message that the walk interval is in effect, as well as to which crossing it applies. If available, the audio tone feature will not be used. The verbal message that is provided at regular intervals throughout the timing of the walk interval shall be the term "walk sign," which will be followed by the name of the street to be crossed.

4.4 Volume. Automatic volume adjustment in response to ambient traffic sound level will be provided up to a maximum volume of 100 dB. The units shall be responsive to ambient noise level

changes up to no more than 5 dB louder than ambient sound. Tone or voice volume measured at 36 inches from the unit shall be 2dB minimum and 5dB maximum above ambient noise level. At installation, signal system is to be adjusted to be audible at no more than 5 to 12 feet from the system.

5.0 Documentation and Support. Two copies of the operation and maintenance manuals for each station shall be included.

6.0 Construction Requirements. Construction requirements shall conform to Sec 902, 1061, and 1092.

7.0 Method of Measurement. Method of measurement shall conform to Sec 902.

8.0 Payment. Payment for the audible signals will be for each unit per bid item “902-99.02 – Detector, Pushbutton APS”. This will include the pushbutton with integrated audible feature, speaker wire, power adaptors, sign and sign mounting backplate, and one central control unit (per intersection). If the audible signals are integrated into the pushbutton assembly, no payment for standard pushbuttons will be allowed at those locations.

AA. Remove Existing Push Button and Install APS Push Button

1.0 Description. This work consists of removing the existing push button and installing new APS push button. Audible pedestrian push buttons and signing will be required for all pedestrian indications at all the intersections.

2.0 Method of Measurement: Measurement of the removing existing push button will fall under the overall Removal of Improvements. Measurement for the install of APS Push Button will be per each and fall under the Detector, Pushbutton APS Specification.

3.0 Basis of Payment: All costs associated with the removal of the existing push button will be covered by bid item “202-20.10” Removal of Improvements. The installation portion of this work shall be considered covered by bid item “902-99.02 Detector, Pushbutton APS”.

BB. Pedestrian Push Button Extension

1.0 This work includes adding 1-1/2-inch aluminum pipe extensions to pedestrian pushbuttons so they meet offset and height requirements per ADA specifications.

1.1 The contractor is advised that various push buttons will require extensions from the pedestrian signal pole or vehicular signal post so the button is located meeting the requirement of ADA specifications. Extensions shall not exceed 18-inches.

2.0 Method of Measurement: Measurement of the pedestrian pushbutton extensions shall be made per each.

3.0 Basis of Payment: All costs associated with this work shall be considered completely covered by Item No. 902-99.02 “Pedestrian Push Button Extension”, per each.

CC. Optional Traffic Signal Detectors – Rollins Road

1.0 Description. This work shall consist of providing detectors for signal installations at the east leg of Rollins Road and Route 740 (Westbound approach). Detectors shall be in accordance with the standard specifications and installed to provide detection at locations as shown on the plans or as directed by the engineer in accordance with Section 902.

2.0 Options. The contractor can choose from the following list of detector types according to the exceptions noted below:

- Microwave
- Radar
- Ultrasonic
- Video image

2.1 Exceptions. Existing traffic signal detection for the remaining three legs of Rollins Road are to be used in place. The traffic signal detection used for the east leg of Rollins Road shall be installed within MoDOT R/W and in-pavement detection will not be permitted.

2.2 Unless otherwise specified on the plans, the contractor may supply more than one type of detector and customize the installation based on field conditions.

2.3 The contractor shall provide and install a vehicle detection system fully covering the westbound approach lanes. The method of vehicle detection shall comply with MoDOT's Standards and Specifications and this special provision. All equipment used shall be in accordance with MoDOT's Approved Products List and receive MoDOT approval prior to installation. The detection system will be complete for the westbound approach with all costs included.

3.0 Method of Measurement. Method of measurement will be per detector, complete in place including all necessary incidental items to complete the work.

4.0 Basis of Payment. Accepted Traffic Signal Detectors will be paid for at the contract unit price for item 902-99.02 Optional Traffic Signal Detectors, per each.

DD. Relocate Existing Signs

1.0 Description. Existing signs interfering with the construction of the sidewalk shall be removed, salvaged, and reinstalled on new posts as shown in the plans. All work, including the post type, height, and base anchors/sleeves to be furnished, shall be in accordance with Section 903 of the Missouri Standard Specifications for Highway Construction except as modified herein.

2.0 Construction Requirements.

2.1 Signs will be removed from their existing sign supports and relocated to new sign supports. STOP signs shall remain visible at all times. Therefore, the STOP signs may need to be temporarily mounted on supports, similar to temporary traffic control sign supports, until they can be moved to their ultimate location. The Contractor may also elect to install the STOP sign in the final location if doing so will not interfere with construction of ADA facilities. No direct pay will be made to remove signs from their existing sign support, temporarily mount the signs, and move

them to the ultimate location. Any signs damaged due to the contractor's construction activities will be replaced in kind at the contractor's expense.

2.2 The Contractor may be required to drill through existing concrete to install PSST sign support sleeves/anchors. Such core drilling is incidental to the sign relocation work and shall be performed at no direct pay.

3.0 Method of Measurement. The measurement for Permanent Signing shall be measured by each installation of sign. It shall include all necessary foundations, posts, breakaway assemblies, anchors, brackets, sign sheeting and any other necessary items needed to install the signs in accordance with the plans, specifications, and standard drawings for Section 903.

4.0 Basis of Payment. Payment for sign relocation, including removal and furnishing new posts, and all labor, equipment, and materials incidental to this work, will be considered completely covered by the contract unit price for Item No. 903-99.02, "Misc. Relocate Existing Signs", paid per each.

EE. MoDOT's Construction Workforce Program NJSP-15-17A

1.0 Description.

1.1 Projects utilizing federal funds include contract provisions for minority and female workforce utilization in the various trade crafts used to complete construction contracts. These federal contract workforce goals are described in the section labeled "Notice of Requirement for Affirmative Action to Ensure Equal Employment Opportunity". These goals are included in all MoDOT federal aid contracts and are under the authorization and enforcement of the U.S. Department of Labor (US DOL).

1.2 The Federal workforce requirement (Goals – TABLE 1) is authorized in 41 CFR Part 60-4 and Executive Order 11246 which set Equal Employment Opportunity goals with Affirmative Action requirements.

1.3 The required federal aid workforce provisions noted above, coupled with the following additional contract provisions, constitute MoDOT's Construction Workforce Program herein called Program.

1.4 This provision does not require pre-qualification nor is it a condition of award.

1.5 The Program does not eliminate or limit any actions the US DOL may take in relation to this contract's federal provisions.

1.6 The Program goals included in the contract are separate from any Disadvantaged Business Enterprise (DBE) or On-The-Job (OJT) training provision that may be included as contract provisions. DBE and OJT goals may or may not be included in a contract based on the individual size of contracts, type of contract work, anticipated length of contract, available and willing resources or other reasons.

1.7 Contractor, for the purpose of this provision, means the prime contractor and any and all subcontractors.

1.8 It is expected that the contractor recognizes the construction workforce goals for both minority and female workers in the project's county and make efforts to attain those goals, if possible, through the existing workforce makeup of the prime (including subcontractors) that will be on the project and/or through hiring opportunities that may arise for the project. However, it is not the intent of this provision to compel any contractor to displace existing workforce or move workers around to just meet the workforce goals.

1.9 If the contractor's existing Missouri construction workforce meets or exceeds the federal workforce goals established in Table 1, then the OJT goal (Training Provision) if included in the contract, does not be apply.

1.10 Contractor's Workforce Plan. The Contractor shall submit its Workforce Plan a minimum of 1 week before construction starts. One plan shall be submitted for the project that shall include the cumulative planned workforce of the prime and subcontractor(s). The contractor shall prepare the plan, for total minority and female utilization, regardless of the craft. The Engineer will provide the Contractor with comments regarding their Workforce Plan prior to the start of construction. Once work starts, all monthly reporting shall include the craft of each worker reported. If the contractor's plan includes project manager, direct project support roles, project testers or other project professionals, these designations should also be included in addition to the workers designated by craft such as laborer, operator, carpenter, ironworker and others.

1.11 The plan accepted by the engineer before the start of construction will be the effort expected of the prime contractor to maintain during the life of the project.

1.12 If the contractors planned project workforce plan (including OJT hours if included in the contract) is short of the goals included in Table 1, there is opportunity for the contractor to receive a reimbursement of \$10.00 / hour for any new project minority and female hires needed through the remainder of the project. The reimbursement is applicable to work that qualifies for prevailing wage under the federal Davis-Bacon Act, 40 U.S.C. §§ 3141–3148, in accordance with an approved workforce plan. Any reimbursement must be pre-approved by the Engineer. The reimbursement is provided as a remedy to the contractor and as an aid in the long-term growth of experienced persons in the building of roads and bridges in Missouri. The contractor shall manage the plan through the life of the project as described in the plan or as modified, in coordination with the Engineer. The total amount available per project is not capped.

1.13 The Contractor's workforce plan may include existing construction support and professional services staff.

2.0 Forms and Documentation. The bidder must submit the following documents if awarded the contract:

Cumulative Workforce Utilization Reports. This report is contract specific. One report shall be submitted to the Engineer by the 15th of each month. The report will be used to report the total workforce compliance data for the prime contractor and all subcontractors retained by the contractor on the Commission's construction contract. The reporting shall include the workforce hours per each craft broken down by gender and ethnicity. Construction Support, testing and other professional services hours shall be included as these hours are part of the overall plan. The report will include the previous month's hours worked for the project. For projects less than 60 days in length, only one report with total hours worked by classification is required at substantial completion of construction.

3.0 Methods for Securing Workforce Participation and Good Faith Efforts.

3.1 *By submitting a bid, the Bidder agrees, as a material term of the contract, to carry out MoDOT's Construction Workforce Program by making good-faith efforts to utilize minority and female workers on the contractor's job sites to the fullest extent consistent with submitting the lowest bid to MoDOT. The Bidder shall agree that the Program is incorporated into this document and agree to follow the Program. If a bidder is unable to meet the workforce goals at the time of bid, it shall be required to objectively demonstrate to MoDOT that the goals have been met or demonstrate a good faith effort has been made with the level of effort submitted prior to the start of construction.*

3.2 The Engineer, through consultation with MoDOT's External Civil Rights (ECR's) Division, may determine that the contractor has demonstrated that good-faith efforts to secure minority and female participation have been made.

3.3 In evaluating good-faith efforts, the ECR's Division will take into consideration the affirmative actions listed in the Federal Provisions (including provisions of Executive Order 11246).

3.4 MoDOT's Program allows the contractor flexibility to implement a project specific workforce and improve the diversity of their existing workforce that can be utilized across various areas of the state to meet future MoDOT Program goals and Federal Provisions.

3.5 If the contractor's approved plan changes during the project and/or the available workforce changes from what is approved at any time, it is the contractor's responsibility to remedy, in coordination with MoDOT's ECR Division, the conditions as outlined and made available through this provision.

4.0 Compliance Determination. (Required with project closeout) All documentation and on-site information will be reviewed by MoDOT's ECR Division in making a determination of whether the contractor made sufficient good faith efforts to meet the compliance with MoDOT's Construction Workforce Program.

5.0 Liquidated Damages. If the contractor elects to not submit a workforce plan prior to work starting or fails to fulfill their workforce plan committed to prior to the start of construction, the contractor will be required to establish a good-faith effort determination, as to why either of these events occurred. MoDOT may sustain damages, the exact extent of which would be difficult or impossible to ascertain, as this impacts the cost of future road and bridge construction. Therefore, in order to liquidate those damages, MoDOT shall be entitled, at its sole discretion, to deduct and withhold the following amounts: **The sum of one thousand five hundred (\$1,500)**

6.0 Administrative Reconsideration. The contractor shall be offered the opportunity for administrative reconsideration upon written request related to findings and/or actions determined by MoDOT's ECR's Division. The Administrative Reconsideration Committee shall be composed of individuals not involved in the original MoDOT determination(s).

7.0 Available Pre-Apprentice Training Programs. The Commission has established a labor force recruiting program intended to assist contractors in identifying, interviewing and hiring qualified job applicants. MoDOT strongly encourages the hiring of individuals from the MoDOT funded pre-apprentice training programs.

8.0 Independent Third-Party Compliance Monitor (Monitor). MoDOT may utilize a monitor that will be responsible for tracking the project’s workforce utilization for the information the contractor submits. The contractor and its subcontractors shall allow the monitor access to their reports, be available to answer the monitor’s questions and allow the monitor to access to the site and to contractor and subcontractor employees. The monitor shall abide by the contractor’s project site protocols.

9.0 Regional Diversity Council (Council). (Applicable to the Kansas City and St. Louis District regions only) The Council shall consist of local community leaders, leadership of local construction trades, MoDOT staff, Industry representation, and a representative(s) from the Federal Highway Administration. The Council will meet quarterly and evaluate the workforce activity per each project according to the following criteria:

- a. Review monthly workforce reports.
- b. Review progress toward the stated project workforce program.
- c. Review findings of Administrative Reconsideration hearings.
- d. Recommend *other* workforce actions to MoDOT.

10.0 Federal Workforce Goals.

Female Participation for Each Trade is 6.9% Statewide for Missouri.

Minority Participation for Each Trade is shown below in Table 1.

TABLE 1:

County	Goal (Percent)	County	Goal (Percent)
Adair	4	Linn	4
Andrew	3.2	Livingston	10
Atchison	10	McDonald	2.3
Audrain	4	Macon	4
Barry	2.3	Madison	11.4
Barton	2.3	Maries	11.4
Bates	10	Marion	3.1
Benton	10	Mercer	10
Bollinger	11.4	Miller	4
Boone	6.3	Mississippi	11.4
Buchanan	3.2	Moniteau	4
Butler	11.4	Monroe	4
Caldwell	10	Montgomery	11.4
Callaway	4	Morgan	4
Camden	4	New Madrid	26.5
Cape Girardeau	11.4	Newton	2.3
Carroll	10	Nodaway	10
Carter	11.4	Oregon	2.3
Cass	12.7	Osage	4
Cedar	2.3	Ozark	2.3
Chariton	4	Pemiscot	26.5

Christian	2	Perry	11.4
Clark	3.4	Pettis	10
Clay	12.7	Phelps	11.4
Clinton	10	Pike	3.1
Cole	4	Platte	12.7
Cooper	4	Polk	2.3
Crawford	11.4	Pulaski	2.3
Dade	2.3	Putnam	4
Dallas	2.3	Ralls	3.1
Daviess	10	Randolph	4
DeKalb	10	Ray	12.7
Dent	11.4	Reynolds	11.4
Douglas	2.3	Ripley	11.4
Dunklin	26.5	St. Charles	14.7
Franklin	14.7	St. Clair	2.3
Gasconade	11.4	St. Francois	11.4
Gentry	10	Ste. Genevieve	11.4
Greene	2	St. Louis City	14.7
Grundy	10	St. Louis County	14.7
Harrison	10	Saline	10
Henry	10	Schuyler	4
Hickory	2.3	Scotland	4
Holt	10	Scott	11.4
Howard	4	Shannon	2.3
Howell	2.3	Shelby	4
Iron	11.4	Stoddard	11.4
Jackson	12.7	Stone	2.3
Jasper	2.3	Sullivan	4
Jefferson	14.7	Taney	2.3
Johnson	10	Texas	2.3
Knox	4	Vernon	2.3
Laclede	2.3	Warren	11.4
Lafayette	10	Washington	11.4
Lawrence	2.3	Wayne	11.4
Lewis	3.1	Webster	2.3
Lincoln	11.4	Worth	10
		Wright	2.3

**STANDARD FEDERAL EQUAL EMPLOYMENT OPPORTUNITY CONSTRUCTION
CONTRACT SPECIFICATIONS (EXECUTIVE ORDER 11246)**

This contractor and subcontractor shall abide by the requirements of 41 CFR 60-1.4(a), 60-300.5(a) and 60-741.5(a). These regulations prohibit discrimination against qualified individuals based on their status as protected veterans or individuals with disabilities, and prohibit

discrimination against all individuals based on their race, color, religion, sex, sexual orientation, gender identity or national origin. Moreover, these regulations require that covered prime contractors and subcontractors take affirmative action to employ and advance in employment individuals without regard to race, color, religion, sex, sexual orientation, gender identity, national origin, disability or veteran status.

As used in these specifications:

"Minority" includes;

- (i) Black (all person having origins in any of the Black African racial groups not of Hispanic origin);
- (ii) Hispanic (all persons of Mexican, Puerto Rican, Cuban, Central or South American or other Spanish Culture or origin, regardless of race);
- (iii) Asian and pacific islander (all persons having origins in any of the original peoples of the Far East, southeast Asia, the Indian Subcontinent, or the Pacific Islands; and
- (iv) American Indian or Alaskan Native (all persons having origins in any of the original peoples of North American and maintaining identifiable tribal affiliations through membership and participation or community identification).

FF. Supplemental Revisions JSP-18-01AA

Compliance with [2 CFR 200.216 – Prohibition on Certain Telecommunications and Video Surveillance Services or Equipment](#).

The Missouri Highways and Transportation Commission shall not enter into a contract (or extend or renew a contract) using federal funds to procure or obtain equipment, services, or systems that uses covered telecommunications equipment or services as substantial or as critical technology as part of any system where the video surveillance and telecommunications equipment was produced by Huawei Technologies Company, ZTE Corporation, Hytera Communications Corporation, Hangzhou Hikvision Digital Technology Company, or Dahua Technology Company (or any subsidiary or affiliate of such entities).

Stormwater Compliance Requirements

1.0 Description. This provision requires the contractor to provide a Water Pollution Control Manager (WPCM) for any project that includes land disturbance on the project site and the total area of land disturbance, both on the project site, and all Off-site support areas, is one (1) acre or more. Regardless of the area of Off-site disturbance, if no land disturbance occurs on the project site, these provisions do not apply. When a WPCM is required, all sections within this provision shall be applicable, including assessment of specified Liquidated Damages for failure to correct Stormwater Deficiencies, as specified herein. This provision is in addition to any other stormwater, environmental, and land disturbance requirements specified elsewhere in the contract.

1.1 Definitions. The project site is defined as all areas designated on the plans, including temporary and permanent easements. The project site is equivalent to the “permitted site”, as

defined in MoDOT's State Operating Permit. An Off-site area is defined as any location off the project site the contractor utilizes for a dedicated project support function, such as, but not limited to, staging area, plant site, borrow area, or waste area.

1.2 Reporting of Off-Site Land Disturbance. If the project includes any planned land disturbance on the project site, prior to the start of work, the contractor shall submit a written report to the engineer that discloses all Off-site support areas where land disturbance is planned, the total acreage of anticipated land disturbance on those sites, and the land disturbance permit number(s). Upon request by the engineer, the contractor shall submit a copy of its land disturbance permit(s) for Off-site locations. Based on the total acreage of land disturbance, both on and Off-site, the engineer shall determine if these Stormwater Compliance Requirements shall apply. The Contractor shall immediately report any changes to the planned area of Off-site land disturbance. The Contractor is responsible for obtaining its own separate land disturbance permit for Off-site areas.

2.0 Water Pollution Control Manager (WPCM). The Contractor shall designate a competent person to serve as the Water Pollution Control Manager (WPCM) for projects meeting the description in Section 1.0. The Contractor shall ensure the WPCM completes all duties listed in Section 2.1.

2.1 Duties of the WPCM:

- (a) Be familiar with the stormwater requirements including the current MoDOT State Operating Permit for construction stormwater discharges/land disturbance activities; MoDOT's statewide Stormwater Pollution Prevention Plan (SWPPP); the Corps of Engineers Section 404 Permit, when applicable; the project specific SWPPP, the Project's Erosion & Sediment Control Plan; all applicable special provisions, specifications, and standard drawings; and this provision;
- (b) Successfully complete the MoDOT Stormwater Training Course within the last 4 years. The MoDOT Stormwater Training is a free online course available at MoDOT.org;
- (c) Attend the Pre-Activity Meeting for Grading and Land Disturbance and all subsequent Weekly Meetings in which grading activities are discussed;
- (d) Oversee and ensure all work is performed in accordance with the Project-specific SWPPP and all updates thereto, or as designated by the engineer;
- (e) Review the project site for compliance with the Project SWPPP, as needed, from the start of any grading operations until final stabilization is achieved, and take necessary actions to correct any known deficiencies to prevent pollution of the waters of the state or adjacent property owners prior to the engineer's weekly inspections;
- (f) Review and acknowledge receipt of each MoDOT Inspection Report (Land Disturbance Inspection Record) for the Project within forty eight (48) hours of receiving the report and ensure that all Stormwater Deficiencies noted on the report are corrected as soon as possible, but no later than stated in Section 5.0.

3.0 Pre-Activity Meeting for Grading/Land Disturbance and Required Hold Point. A Pre-Activity meeting for grading/land disturbance shall be held prior to the start of any land disturbance operations. No land disturbance operations shall commence prior to the Pre-Activity meeting

except work necessary to install perimeter controls and entrances. Discussion items at the pre-activity meeting shall include a review of the Project SWPPP, the planned order of grading operations, proposed areas of initial disturbance, identification of all necessary BMPs that shall be installed prior to commencement of grading operations, and any issues relating to compliance with the Stormwater requirements that could arise in the course of construction activity at the project.

3.1 Hold Point. Following the pre-activity meeting for grading/land disturbance and subsequent installation of the initial BMPs identified at the pre-activity meeting, a Hold Point shall occur prior to the start of any land disturbance operations to allow the engineer and WPCM the time needed to perform an on-site review of the installation of the BMPs to ensure compliance with the SWPPP is met. Land disturbance operations shall not begin until authorization is given by the engineer.

4.0 Inspection Reports. Weekly and post run-off inspections will be performed by the engineer and each Inspection Report (Land Disturbance Inspection Record) will be entered into a web-based Stormwater Compliance database. The WPCM will be granted access to this database and shall promptly review all reports, including any noted deficiencies, and shall acknowledge receipt of the report as required in Section 2.1 (f.).

5.0 Stormwater Deficiency Corrections. All stormwater deficiencies identified in the Inspection Report shall be corrected by the contractor within 7 days of the inspection date or any extended period granted by the engineer when weather or field conditions prohibit the corrective work. If the contractor does not initiate corrective measures within 5 calendar days of the inspection date or any extended period granted by the engineer, all work shall cease on the project except for work to correct these deficiencies, unless otherwise allowed by the engineer. All impact costs related to this halting of work, including, but not limited to stand-by time for equipment, shall be borne by the Contractor. Work shall not resume until the engineer approves the corrective work.

5.1 Liquidated Damages. If the Contractor fails to complete the correction of all Stormwater Deficiencies listed on the MoDOT Inspection Report within the specified time limit, the Commission will be damaged in various ways, including but not limited to, potential liability, required mitigation, environmental clean-up, fines, and penalties. These damages are not reasonably capable of being computed or quantified. Therefore, the contractor will be charged with liquidated damages specified in the amount of \$2,000 per day for failure to correct one or more of the Stormwater Deficiencies listed on the Inspection Report within the specified time limit. In addition to the stipulated damages, the stoppage of work shall remain in effect until all corrections are complete.

6.0 Basis of Payment. No direct payment will be made for compliance with this provision.

Anti-Discrimination Against Israel Certification

By signing this contract, the Company certifies it is not currently engaged in and shall not, for the duration of the contract, engage in a boycott of goods or services from the State of Israel, companies doing business in or with Israel or authorized by, licensed by, or organized under the laws of the State of Israel, or persons or entities doing business in the State of Israel as defined by Section 34.600 RSMo. This certification shall not apply to contracts with a total potential value of less than One Hundred Thousand Dollars (\$100,000) or to contractors with fewer than ten (10) employees.

Ground Tire Rubber (GTR) Dry Process Modification of Bituminous Pavement Material

1.0 Description. This work shall consist of the dry process of adding ground tire rubber (GTR) to modify bituminous material to be used in highway construction. Existing GTR requirements in Section 1015 pertain to the wet process method of GTR modification that blends GTR with the asphalt binder (terminal blending or blending at HMA plant). The following requirements shall govern for dry process GTR modification. The dry process method adds GTR as a fine aggregate or mineral filler during mix production. All GTR modified asphalt mixtures shall be in accordance with Secs 401, 402, or 403 as specified in the contract; except as revised by this specification.

2.0 Materials. The contractor shall furnish a manufacturer’s certification to the engineer for each shipment of GTR furnished stating the name of the manufacturer, the chemical composition, workability additives, and certifying that the GTR supplied is in accordance with this specification.

2.1 Product Approval. The GTR product shall contain a Trans-Polyoctenamer (TOR) added at 4.5 % of the weight of the crumb rubber or an engineered crumb rubber (ECR) workability additive that has proven performance in Missouri. Other GTR additives shall be demonstrated and proven prior to use such as a five-year field performance history in other states or performance on a federal or state-sanctioned accelerated loading facility.

2.2 General. GTR shall be produced from processing automobile or truck tires by ambient or cryogenic grinding methods. Heavy equipment tires, uncured or de-vulcanized rubber will not be permitted. GTR shall also meet the following material requirements:

Table 1 – GTR Material Properties		
Property	Test Method	Criteria
Specific Gravity	ASTM D1817	1.02 to 1.20
Metal Contaminates	ASTM D5603	≤ 0.01%
Fiber Content	ASTM D5603	≤ 0.5%
Moisture Content	ASTM D1509	≤ 1.0%*
Mineral Filler	AASHTO M17	≤ 4.0%

*Moisture content of the GTR shall not cause foaming when combined with asphalt binder and aggregate during mix production

2.3 Gradation. The GTR material prior to TOR or ECR workability additives shall meet the following gradation and shall be tested in accordance with ASTM D5603 and ASTM D5644.

Table 2 – GTR Gradation	
Sieve	Percent Passing by Weight
No. 20	100
No. 30	98-100
No. 40	50-70
No. 100	5-15

3.0 Delivery, Storage, and Handling. The GTR shall be supplied in moisture-proof packaging or other appropriate bulk containers. GTR shall be stored in a dry location protected from rain before use. Each bag or container shall be properly labeled with the manufacturer's designation for the GTR and specific type, mesh size, weight and manufacturer's batch or Lot designation.

4.0 Feeder System. Dry Process GTR shall be controlled with a feeder system using a proportioning device that is accurate to within ± 3 percent of the amount required. The system shall automatically adjust the feed rate to always maintain the material within this tolerance and shall have a convenient and accurate means of calibration. The system shall provide in-process monitoring, consisting of either a digital display of output or a printout of feed rate, in pounds per minute, to verify feed rate. The supply system shall report the feed in 1-pound increments using load cells that will enable the user to monitor the depletion of the GTR. Monitoring the system volumetrically will not be allowed. The feeder shall interlock with the aggregate weight system and asphalt binder pump to maintain correct mixture proportions at all production rates.

Flow indicators or sensing devices for the system shall be interlocked with the plant controls to interrupt mixture production if GTR introduction rate is not within ± 3 percent. This interlock will immediately notify the operator if GTR introduction rate exceeds introduction tolerances. All plant production will cease if the introduction rate is not brought back within tolerance after 30 seconds. When the interlock system interrupts production and the plant has to be restarted, upon restarting operations; the modifier system shall run until a uniform feed can be observed on the output display. All mix produced prior to obtaining a uniform feed shall be rejected.

4.1 Batch Plants. GTR shall be added to aggregate in the weigh hopper. Mixing times shall be increased per GTR manufacturer recommendations.

4.2 Drum Plants. The feeder system shall add GTR to aggregate and liquid binder during mixing and provide sufficient mixing time to produce a uniform mixture. The feeder system shall ensure GTR does not become entrained in the exhaust system of the drier or plant and is not exposed to the drier flame at any point after introduction.

5.0 Testing During Mixture Production. Testing of asphalt mixes containing GTR shall not begin until at least 30 minutes after production or per additive supplier's recommendation.

6.0 Construction Requirements. Mixes containing GTR shall have a target mixing temperature of 325 F or as directed by the GTR additive supplier. The additive supplier's recommendations shall be followed to allow for GTR binder absorption/reaction. This may include holding mix in the silo to allow time for binder to absorb into the GTR. Rolling operations may need to be modified.

7.0 Mix Design Test Method Modification. A formal mixing procedure from the additive supplier shall be provided to the contractor and engineer that details the proper sample preparation, including blending GTR with the binder or other additives. Samples shall be prepared and fabricated in accordance with this procedure by the engineer and contractor throughout the duration of the project.

8.0 Mix design Volumetrics. Mix design volumetric equations shall be modified as follows:

8.1 Additional virgin binder added to offset GTR absorption of binder shall be counted as part of the mix virgin binder

8.2 GTR shall be included as part of the aggregate when calculating VMA of the mix.

8.2.1 GTR SPG shall be 1.15

8.3 Mix G_{sb} used to determine VMA shall be calculated as follows:

$$G_{sb (JMF)} = \frac{(100 - P_{bmv})}{\left(\frac{P_s}{G_{sb}} + \frac{P_{GTR}}{G_{GTR}}\right)}$$

where:

- $G_{sb (JMF)}$ = bulk specific gravity of the combined aggregate including GTR
- P_{bmv} = percent virgin binder by total mixture weight
- P_s = percent aggregate by total mixture weight (not including GTR)
- P_{GTR} = percent GTR by total mixture weight
- G_{sb} = bulk specific gravity of the combined aggregate (not including GTR)
- G_{GTR} = GTR specific gravity

8.4 G_{se} shall be calculated as follows:

$$G_{se} = \frac{(100 - P_b - P_{GTR})}{\left(\frac{100}{G_{mm}} - \frac{P_b}{G_b} - \frac{P_{GTR}}{G_{GTR}}\right)}$$

8.5 P_{be} shall be calculated as follows:

$$P_{be} = P_b - \frac{P_{ba}}{100} * (P_s + P_{GTR})$$

9.0 Minimum GTR Amount. The minimum dosage rate for GTR shall be 5 % by weight of total binder for an acceptable one bump grade or 10 % by weight of total binder for an acceptable two bump grade as detailed in the following table. Varying percentage blends of GTR and approved additives may be used as approved by the engineer with proven performance and meeting the specified requirements of the contract grade.

Contract Binder Grade	Percent Effective Virgin Binder Replacement Limits	Required Virgin Binder Grade	Minimum GTR Dosage Rate
PG 76-22	0 - 20	PG 70-22	5 %
		PG 64-22	10 %
PG 70-22	0 - 30	PG 64-22	5 %
		PG 58-28	10 %
PG 64-22	0 - 40*	PG 58-28	5 %
		PG 52-34	10 %
PG 58-28	0 - 40*	PG 52-34	5 %
		PG 46-34	10 %

* Reclaimed Asphalt Shingles (RAS) may be used when the contract grade is PG 64-22 or PG 58-28. RAS replacement shall follow the 2 x RAS criteria when calculating percent effective binder replacement in accordance Sec 401.

Delete Sec 403.19.2 and substitute the following:

403.19.2 Lots. The lot size shall be designated in the contractor's QC Plan. Each lot shall contain no less than four sublots and the maximum subplot size shall be 1,000 tons. The maximum lot size shall be 4,000 tons for determination of pay factors. Sublots from incomplete lots shall be combined with the previous complete lot for determination of pay factors. When no previous lot exists, the mixture shall be treated in accordance with [Sec 403.23.7.4.1](#). A new lot shall begin when the asphalt content of a mixture is adjusted in accordance with [Sec 403.11](#).

Delete Sec 106.9 and substitute the following:

106.9 Buy America Requirements

Buy America Requirements are waived if the total amount of Federal financial assistance applied to the project, through awards or subawards, is below \$500,000.

106.9.1 Buy America Requirements for Iron and Steel.

On all federal-aid projects, the contractor's attention is directed to Title 23 CFR 635.410 *Buy America Requirements*. Where steel or iron products are to be permanently incorporated into the contract work, steel and iron material shall be manufactured, from the initial melting stage through the application of coatings, in the USA except for "minimal use" as described herein. Furthermore, any coating process of the steel or iron shall be performed in the USA. Under a general waiver from FHWA the use of pig iron and processed, pelletized, and reduced iron ore manufactured outside of the USA will be permitted in the domestic manufacturing process for steel or iron material.

106.9.2 Buy America Requirements for Iron and Steel for Manufactured items.

A manufactured item will be considered iron and steel if it is "predominantly" iron or steel. Predominantly iron or steel means that the cost of iron or steel content of a product is more than 50 percent of the total cost of all its components.

106.9.2 Any sources other than the USA as defined will be considered foreign. The required domestic manufacturing process shall include formation of ingots and any subsequent process. Coatings shall include any surface finish that protects or adds value to the product.

106.9.3 "Minimal use" of foreign steel, iron or coating processes will be permitted, provided the cost of such products does not exceed 1/10 of one percent (0.1 percent) of the total contract cost or \$2,500.00, whichever is greater. If foreign steel, iron, or coating processes are used, invoices to document the cost of the foreign portion, as delivered to the project, shall be provided and the engineer's written approval obtained prior to placing the material in any work.

106.9.4 Buy America requirements include a step certification for all fabrication processes of all steel or iron materials that are accepted per Sec 1000. The AASHTO Product Evaluation and Audit Solutions compliance program verifies that all steel and iron products fabrication processes conform to 23 CFR 635.410 Buy America Requirements and is an acceptable standard per 23 CFR 635.410(d). AASHTO Product Evaluation and Audit Solutions compliant suppliers will not be

required to submit step certification documentation with the shipment for some selected steel and iron materials. The AASHTO Product Evaluation and Audit Solutions compliant supplier shall maintain the step certification documentation on file and shall provide this documentation to the engineer upon request.

106.9.4.1 Items designated as Category 1 will consist of steel girders, piling, and reinforcing steel installed on site. Category 1 items require supporting documentation prior to incorporation into the project showing all steps of manufacturing, including coating, as being completed in the United States and in accordance with CFR Title 23 Section 635.410 Buy America Requirements. This includes the Mill Test Report from the original producing steel mill and certifications documenting the manufacturing process for all subsequent fabrication, including coatings. The certification shall include language that certifies the following. That all steel and iron materials permanently incorporated in this project was procured and processed domestically and all manufacturing processes, including coating, as being completed in the United States and in accordance with CFR Title 23 Section 635.410.

106.9.4.2 Items designated as Category 2 will include all other steel or iron products not in Category 1 and permanently incorporated in the project. Category 2 items shall consist of, but not be limited to items such as fencing, guardrail, signing, lighting and signal supports. The prime contractor is required to submit a material of origin form certification prior to incorporation into the project from the fabricator for each item that the product is domestic. The Certificate of Materials Origin form ([link to certificate form](#)) from the fabricator must show all steps of manufacturing, including coating, as being completed in the United States and in accordance with CFR Title 23 Section 635.410 Buy America Requirements and be signed by a fabricator representative. The engineer reserves the right to request additional information and documentation to verify that all Buy America requirements have been satisfied. These documents shall be submitted upon request by the engineer and retained for a period of 3 years after the last reimbursement of the material.

106.9.4.3 Any minor miscellaneous steel or iron items that are not included in the materials specifications shall be certified by the prime contractor as being procured domestically. Examples of these items would be bolts for sign posts, anchorage inserts, etc. The certification shall read "I certify that all steel and iron materials permanently incorporated in this project during all manufacturing processes, including coating, as being completed in the United States and in accordance with CFR Title 23 Section 635.410 Buy America Requirements procured and processed domestically in accordance with CFR Title 23 Section 635.410 Buy America Requirements. Any foreign steel used was submitted and accepted under minor usage". The certification shall be signed by an authorized representative of the prime contractor.

106.9.5 When permitted in the contract, alternate bids may be submitted for foreign steel and iron products. The award of the contract when alternate bids are permitted will be based on the lowest total bid of the contract based on furnishing domestic steel or iron products or 125 percent of the lowest total bid based on furnishing foreign steel or iron products. If foreign steel or iron products are awarded the contract, domestic steel or iron products may be used; however, payment will be at the contract unit price for foreign steel or iron products.

106.9.6 Buy America Requirements for Construction Materials other than iron and steel materials. Construction materials means articles, materials, or supplies that consist of only one of the items listed. Minor additions of articles, materials, supplies, or binding agents to a construction material do not change the categorization of the construction material. Upon request by the engineer, the contractor shall submit a domestic certification for all construction materials

listed that are incorporated into the project.

- (a) Non-ferrous metals
- (b) Plastic and Polymer-based products (including polyvinylchloride, composite building materials, and polymers used in fiber optic cables)
- (c) Glass (including optic glass)
- (d) Fiber optic cable (including drop cable)
- (e) Optical fiber
- (f) Lumber
- (g) Engineered wood
- (h) Drywall

106.9.6.1 Minimal Use allowance for Construction Materials other than iron or steel.

“The total value of the non-compliant products is no more than the lesser of \$1,000,000 or 5% of total applicable costs for the project.” The contractor shall submit to the engineer any non-domestic materials and their total material cost to the engineer. The contractor and the engineer will both track these totals to assure that the minimal usage allowance is not exceeded.

106.9.7 Buy America Requirements for Manufactured Products.

Manufactured products means:

- (a) Articles, materials, or supplies that have been:
 - (i) Processed into a specific form and shape; or
 - (ii) Combined with other articles, materials, or supplies to create a product with different properties than the individual articles, materials, or supplies.
- (b) If an item is classified as an iron or steel product, a construction material, or a section 70917(c) material under § 184.4(e) and the definitions set forth in this section, then it is not a manufactured product. However, an article, material, or supply classified as a manufactured product under § 184.4(e) and paragraph (1) of this definition may include components that are construction materials, iron or steel products, or section 70917(c) materials.

106.9.7.1 Manufactured products are exempt from Buy America requirements. To qualify as a manufactured product, items that consist of two or more of the listed construction materials that have been combined together through a manufacturing process, and items that include at least one of the listed materials combined with a material that is not listed through a manufacturing process, should be treated as manufactured products, rather than as construction materials.

106.9.7.2 Manufactured items are covered under a general waiver to exclude them from Buy America Requirements. To qualify for the exemption the components must comprise of 55% of the value of materials in the item. The final assembly must also be performed domestically.

 **ADDED**

GG. Site Restoration

1.0 Description. Restore to its original condition any disturbed area at sites including, but not limited to, guardrail, pull box, conduit, pole base installations, and work to ADA facilities. Restoration shall be accomplished by placing material equivalent to that of the adjacent undisturbed area. Disturbed unpaved areas shall be fertilized and either seeded and mulched or sodded as directed by the engineer. The engineer will have the final authority in determining the acceptability of the restoration work.

2.0 If the contractor elects and receives approval from the engineer for alternate trench and/or pull box locations, any areas of concrete slope protection, sidewalk, pavement, shoulders, islands and medians – as well as any similar improvements consisting of asphaltic concrete materials – removed in conjunction with their construction shall be replaced with improvements of similar composition and thickness. Removals shall be achieved by means of full depth saw cuts; the resulting subgrade compacted to minimum density requirements and topped with 4 inches of compacted aggregate base course prior to replacement of surface materials. Concrete materials, used in replacement, shall be approved by the engineer. A commercial asphalt mix may be used for replacement of asphaltic surfacing upon approval of the engineer.

2.1 Unless quantities and pay items for removal and subsequent replacement of improvements are contained in the plans for a specific location of removal work, no direct payment will be made for full depth saw cutting, and the removal and subsequent replacement of asphalt or concrete slope protection, sidewalk, pavement, shoulders, islands, medians, sod and the required dowel and tie bars removed and replaced by the contractor as a result of his election to vary the location of conduit runs and pull boxes. This work will be considered as included in the various unit bid prices for conduit and pull boxes established in the contract, and no additional payment will be made.

2.2 Sidewalks and curb ramps that are disturbed as described in this provision shall be replaced to meet current ADA standards.

2.2.1 Seed and mulch will not be an acceptable means to reestablish grass in disturbed areas adjacent to ADA facilities constructed with this project. Any grassy areas around these facilities that have been disturbed by the contractor in order to construct ADA compliant facilities shall be replaced with sod in accordance with Sec 808. For locations where an existing ADA facility is removed and replaced on a new, accessible alignment, the old alignment shall have the subgrade appropriately prepared and sod shall be installed at the surface.

2.3 Areas that are used by the contractor for jobsite trailers, equipment and materials storage, or used for project staging areas that are disturbed shall be cleaned up and restored to a condition that is both acceptable to the engineer and, at a minimum, equivalent to the existing site condition.

3.0 Basis of Payment. The cost of restoration of disturbed areas will be incidental to the unit price of guardrail, pole base, conduit, pull box, and/or ADA facilities. No direct payment will be made for any materials or labor, which is performed under this provision.