




Job No.: JKU0020


Route: I-470

County: Jackson

JOB SPECIAL PROVISIONS TABLE OF CONTENTS (ROADWAY)

(Job Special Provisions shall prevail over General Special Provisions whenever in conflict therewith.)

	A.	General - Federal JSP-09-02K	1
	B.	Contract Liquidated Damages	1
	C.	Work Zone Traffic Management	2
	D.	Emergency Provisions and Incident Management	6
	E.	Project Contact for Contractor/Bidder Questions	6
	F.	Supplemental Revisions JSP-18-01CC	7
	G.	Pavement Marking Log	12
	H.	Bonded Asphaltic Concrete Pavement	12
	I.	Optional Traffic Signal Detectors	12
	J.	Liquidated Damages Specified JSP-93-28A	15
	K.	Median Barrier Gap Protection Assembly	16
	L.	Contractor Quality Control and Daily Reporting	16
	M.	High Application Rate Tack Coat	18

 <i>Christopher A. West</i> 09/12/2024 2:25:50 PM CHRISTOPHER ALAN WEST - CIVIL MO-PE-2014017034	MISSOURI HIGHWAYS AND TRANSPORTATION COMMISSION 105 W. CAPITOL AVE. JEFFERSON CITY, MO 65102 Phone 1-888-275-6636
	If a seal is present on this sheet, JSP's have been electronically sealed and dated.
	JOB NUMBER: JKU0020 JACKSON COUNTY, MO DATE PREPARED: 7/10/2024
	ADDENDUM DATE: R001 – September 12, 2024
Only the following items of the Job Special Provisions (Roadway) are authenticated by this seal: All	

JOB
SPECIAL PROVISION

A. General - Federal JSP-09-02K

1.0 Description. The Federal Government is participating in the cost of construction of this project. All applicable Federal laws, and the regulations made pursuant to such laws, shall be observed by the contractor, and the work will be subject to the inspection of the appropriate Federal Agency in the same manner as provided in Sec 105.10 of the Missouri Standard Specifications for Highway Construction with all revisions applicable to this bid and contract.

1.1 This contract requires payment of the prevailing hourly rate of wages for each craft or type of work required to execute the contract as determined by the Missouri Department of Labor and Industrial Relations and requires adherence to a schedule of minimum wages as determined by the United States Department of Labor. For work performed anywhere on this project, the contractor and the contractor's subcontractors shall pay the higher of these two applicable wage rates. State Wage Rates, Information on the Required Federal Aid Provisions, and the current Federal Wage Rates are available on the Missouri Department of Transportation web page at www.modot.org under "Doing Business with MoDOT", "Contractor Resources". Effective Wage Rates will be posted 10 days prior to the applicable bid opening. These supplemental bidding documents have important legal consequences. It shall be conclusively presumed that they are in the bidder's possession, and they have been reviewed and used by the bidder in the preparation of any bid submitted on this project.

1.2 The following documents are available on the Missouri Department of Transportation web page at www.modot.org under "Doing Business with MoDOT"; "Standards and Specifications". The effective version shall be determined by the letting date of the project.

General Provisions & Supplemental Specifications

Supplemental Plans to July 2024 Missouri Standard Plans
For Highway Construction

These supplemental bidding documents contain all current revisions to the published versions and have important legal consequences. It shall be conclusively presumed that they are in the bidder's possession, and they have been reviewed and used by the bidder in the preparation of any bid submitted on this project.

B. Contract Liquidated Damages

1.0 Description. Liquidated Damages for failure or delay in completing the work on time for this contract shall be in accordance with Sec 108.8. The liquidated damages include separate amounts for road user costs and contract administrative costs incurred by the Commission.

2.0 Period of Performance. Prosecution of work is expected to begin on the date specified below in accordance with Sec 108.2. Regardless of when the work is begun on this contract, all work on all projects shall be completed on or before the date specified below. Completion by this date shall be in accordance with the requirements of Sec 108.7.1.

Notice to Proceed: November 4, 2024
Contract Completion Date: November 1, 2025

2.1 Calendar Days and Completion Dates. Completion of the project is required as specified herein. The count of calendar days will begin on the date the contractor starts any construction operations on the project.

Project JKU0020	Calendar Days 150	Daily Road User Cost \$11,400
---------------------------	-----------------------------	---

3.0 Liquidated Damages for Contract Administrative Costs. Should the contractor fail to complete the work on or before the contract completion date specified in Section 2.0, or within the number of calendar days specified in Section 2.1, whichever occurs first, the contractor will be charged contract administrative liquidated damages in accordance with Sec 108.8 in the amount of **\$2000** per calendar day for each calendar day, or partial day thereof, that the work is not fully completed. For projects in combination, these damages will be charged in full for failure to complete one or more projects within the specified contract completion date or calendar days.

4.0 Liquidated Damages for Road User Costs. Should the contractor fail to complete the work on or before the contract completion date specified in Section 2.0, or within the number of calendar days specified in Section 2.1, whichever occurs first, the contractor will be charged road user costs in accordance with Sec 108.8 in the amount specified in Section 2.1 for each calendar day, or partial day thereof, that the work is not fully completed. These damages are in addition to the contract administrative damages and any other damages as specified elsewhere in this contract.

C. Work Zone Traffic Management

1.0 Description. Work zone traffic management shall be in accordance with applicable portions of Division 100 and Division 600 of the Standard Specifications, and specifically as follows.

1.1 Maintaining Work Zones and Work Zone Reviews. The Work Zone Specialist (WZS) shall maintain work zones in accordance with Sec 616.3.3 and as further stated herein. The WZS shall coordinate and implement any changes approved by the engineer. The WZS shall ensure all traffic control devices are maintained in accordance with Sec 616, the work zone is operated within the hours specified by the engineer, and will not deviate from the specified hours without prior approval of the engineer. The WZS is responsible to manage work zone delay in accordance with these project provisions. When requested by the engineer, the WZS shall submit a weekly report that includes a review of work zone operations for the week. The report shall identify any problems encountered and corrective actions taken. Work zones are subject to unannounced inspections by the engineer and other departmental staff to corroborate the validity of the WZS's review and may require immediate corrective measures and/or additional work zone monitoring.

1.2 Work Zone Deficiencies. Failure to make corrections on time may result in the engineer suspending work. The suspension will be non-excusable and non-compensable regardless if road user costs are being charged for closures.

2.0 Traffic Management Schedule.

2.1 Traffic management schedules shall be submitted to the engineer for review prior to the start of work and prior to any revisions to the traffic management schedule. The traffic management schedule shall include the proposed traffic control measures, the hours traffic control will be in place, and work hours.

2.2 The traffic management schedule shall conform to the limitations specified in Sec 616 regarding lane closures, traffic shifts, road closures and other width, height and weight restrictions.

2.3 The engineer shall be notified as soon as practical of any postponement due to weather, material or other circumstances.

2.4 In order to ensure minimal traffic interference, the contractor shall schedule lane closures for the absolute minimum amount of time required to complete the work. Lanes shall not be closed until material is available for continuous construction and the contractor is prepared to diligently pursue the work until the closed lane is opened to traffic.

2.5 Traffic Congestion. The contractor shall, upon approval of the engineer, take proactive measures to reduce traffic congestion in the work zone. The contractor shall immediately implement appropriate mitigation strategies whenever traffic congestion reaches an excess of **15 minutes** to prevent congestion from escalating beyond this delay threshold. If disruption of the traffic flow occurs and traffic is backed up in queues equal to or greater than the delay time threshold listed above, then the contractor shall immediately review the construction operations which contributed directly to disruption of the traffic flow and make adjustments to the operations to prevent the queues from reoccurring. Traffic delays may be monitored by physical presence on site or by utilizing real-time travel data through the work zone that generate text and/or email notifications where available. The engineer monitoring the work zone may also notify the contractor of delays that require prompt mitigation. The contractor may work with the engineer to determine what other alternative solutions or time periods would be acceptable. When a Work Zone Analysis Spreadsheet is provided, the contractor will find it in the electronic deliverables on MoDOT's Online Plans Room. The contractor may refer to the Work Zone Analysis Spreadsheet for detailed information on traffic delays.

2.5.1 Traffic Safety.

2.5.1.1 Recurring Congestion. Where traffic queues routinely extend to within 1000 feet of the ROAD WORK AHEAD, or similar, sign on a divided highway or to within 500 feet of the ROAD WORK AHEAD, or similar, sign on an undivided highway, the contractor shall extend the advance warning area, as approved by the engineer.

2.5.1.2 Non-Recurring Congestion. When traffic queues extend to within 1000 feet of the ROAD WORK AHEAD, or similar, sign on a divided highway or to within 500 feet of the ROAD WORK AHEAD, or similar, sign on an undivided highway infrequently, the contractor shall deploy a means of providing advance warning of the traffic congestion, as approved by the engineer. The warning location shall be no less than 1000 feet and no more than 0.5 mile in advance of the end of the traffic queue on divided highways and no less than 500 feet and no more than 0.5 mile in advance of the end of the traffic queue on undivided highways.

2.6 Transportation Management Plan. The contractor Work Zone Specialist (WZS) shall review the Transportation Management Plan (TMP), found as an electronic deliverable on MoDOT's Online Plans Room and discuss the TMP with the engineer during the preconstruction

conference. Throughout the construction project, the WZS is responsible for updating any changes or modifications to the TMP and getting those changes approved by the engineer a minimum of two weeks in advance of implementation. The WZS shall participate in the post construction conference and provide recommendations on how future TMPs can be improved.

2.7 Traffic Management Center (TMC) Coordination. The Work Zone Specialist (WZS) or their designee shall contact by phone the MoDOT Traffic Management Center (KC Scout TMC at #816-347-2250 or Gateway Guide TMC at #314-275-1513) within five minutes of a lane or ramp closure beginning and within five minutes of a lane or ramp closure being removed. The WZS shall make this phone call 24 hours a day, 365 days of the year since the MoDOT Traffic Management Centers are always staffed.

3.0 Work Hour Restrictions.

3.1 Except for emergency work, as determined by the engineer, and long term lane closures required by project phasing, all lanes shall be scheduled to be open to traffic during the five major holiday periods shown below, from 12:00 noon on the last working day preceding the holiday until 6:00 a.m. on the first working day subsequent to the holiday unless otherwise approved by the engineer.

- Memorial Day
- Labor Day
- Thanksgiving
- Christmas
- New Year's Day

3.1.1 Independence Day. The lane restrictions specified in Section 3.1 shall also apply to Independence Day, except that the restricted periods shall be as follows:

When Independence Day falls on:	The Holiday is Observed on:	Halt Lane Closures beginning at:	Allow Lane Closures to resume at:
Sunday	Monday	Noon on Friday	6:00 a.m. on Tuesday
Monday	Monday	Noon on Friday	6:00 a.m. on Tuesday
Tuesday	Tuesday	Noon on Monday	6:00 a.m. on Wednesday
Wednesday	Wednesday	Noon on Tuesday	6:00 a.m. on Thursday
Thursday	Thursday	Noon on Wednesday	6:00 a.m. on Friday
Friday	Friday	Noon on Thursday	6:00 a.m. on Monday
Saturday	Friday	Noon on Thursday	6:00 a.m. on Monday

3.2 The contractor shall not perform any construction operation on the roadway, roadbed or active lanes, including the hauling of material within the project limits, during restricted periods, holiday periods or other special events specified in the contract documents.

3.3 Any work requiring a reduction in the number of through lanes of traffic shall be completed during nighttime hours. Nighttime hours shall be considered to be 7:00 p.m. to 6:00 a.m. for this project. Single lane closures can be made between the hours of 7:00 p.m. to 6:00 a.m. Dual lane closures are restricted to the hours of 10:30 p.m. to 6:00 a.m.

3.5 The contractor shall not alter the start time, ending time, or a reduction in the number of through lanes of traffic or ramp closures without advance notification and approval by the engineer. The only work zone operation approved to begin 30 minutes prior to a reduction in through traffic lanes or ramp closures is the installation of traffic control signs. Should lane closures be placed or remain in place, prior to the approved starting time or after the approved ending time, the Commission, the traveling public, and state and local police and governmental authorities will be damaged in various ways, including but not limited to, increased construction administration cost, potential liability, traffic and traffic flow regulation cost, traffic congestion and motorist delays, with a resulting cost to the traveling public. These damages are not easily computed or quantified. Therefore, the contractor will be charged with liquidated damages specified in the amount of **\$1,000 per 15 minute increment** for each 15 minutes that the temporary lane closures are in place and not open to traffic in excess of the limitation as specified elsewhere in this special provision. It shall be the responsibility of the engineer to determine the quantity of unapproved closure time.

3.5.1 The said liquidated damages specified will be assessed regardless if it would otherwise be charged as liquidated damages under the Missouri Standard Specification for Highway Construction, as amended elsewhere in this contract.

4.0 Detours and Lane Closures.

4.1 When a changeable message sign (CMS) is provided, the contractor shall use the CMS to notify motorists of future traffic disruption and possible traffic delays one week before traffic is shifted to a detour or prior to lane closures. The CMS shall be installed at a location as approved or directed by the engineer. If a CMS with Communication Interface is required, then the CMS shall be capable of communication prior to installation on right of way. All messages planned for use in the work zone shall be approved and authorized by the engineer or its designee prior to deployment. When permanent dynamic message signs (DMS) owned and operated by MoDOT are located near the project, they may also be used to provide warning and information for the work zone. Permanent DMS shall be operated by the TMC, and any messages planned for use on DMS shall be approved and authorized by the TMC at least 72 hours in advance of the work.

4.2 The contractor may close I-470 for a maximum of two weekends, one weekend per direction for cold milling the existing asphalt and placing one lift of asphalt. The contractor shall provide changeable message signs notifying motorists of future traffic disruption one week prior to closure. The changeable message signs shall be installed at a location as approved or directed by the engineer. This temporary full closure of I-470 shall be restricted to occur between Friday at 10:30 p.m. to Monday at 6:00 a.m. or as directed by the Engineer. During these temporary closures, EB I-470 traffic shall be completely closed and rerouted at the I-49/I-435 interchange and WB I-470 shall be completely closed at Raytown Road and rerouted at Route 50/Route 350. CMS and Scout message board signs shall be used for advanced warning on highways and major side roads as directed by the engineer. The contractor will be charged with liquidated damages specified in the amount of **\$1,000 per 15 minute increment** for each 15 minutes that the weekend closures are in place and not open to traffic in excess of the limitation as specified elsewhere in this special provision. It shall be the responsibility of the engineer to determine the quantity of unapproved closure time.

4.3 At least one lane of traffic in each direction shall be maintained at all times except for brief intervals of time required when the movement of the contractor's equipment will seriously hinder the safe movement of traffic. Periods during which the contractor will be allowed to interrupt traffic will be designated by the engineer. Weekend closure work is described in section 4.2.

5.0 Basis of Payment. No direct payment will be made to the contractor to recover the cost of equipment, labor, materials, or time required to fulfill the above provisions, unless specified elsewhere in the contract document. All authorized changes in the traffic control plan shall be provided for as specified in Sec 616.

D. Emergency Provisions and Incident Management

1.0 The contractor shall have communication equipment on the construction site or immediate access to other communication systems to request assistance from law enforcement or other emergency agencies for incident management. In case of traffic accidents or the need for law enforcement to direct or restore traffic flow through the job site, the contractor shall notify law enforcement or other emergency agencies immediately as needed. The area engineer's office shall also be notified when the contractor requests emergency assistance.

2.0 In addition to the 911 emergency telephone number for ambulance, fire or law enforcement services, the following agencies may also be notified for accident or emergency situation within the project limits.

Missouri Highway Patrol 816-622-0800		
City of Kansas City	City of Grandview	City of Lee's Summit
Fire: 816-924-1700	Fire: 816-316-4960	Fire: 816-969-1300
Police: 816-234-5550	Police: 816-316-4985	Police: 816-969-7390
Jackson County Sheriff Department 816-541-8017		

2.1 This list is not all inclusive. Notification of the need for wrecker or tow truck services will remain the responsibility of the appropriate law enforcement agency.

2.2 The contractor shall notify law enforcement and emergency agencies before the start of construction to request their cooperation and to provide coordination of services when emergencies arise during the construction at the project site. When the contractor completes this notification with law enforcement and emergency agencies, a report shall be furnished to the engineer on the status of incident management.

3.0 No direct pay will be made to the contractor to recover the cost of the communication equipment, labor, materials or time required to fulfill the above provisions.

E. Project Contact for Contractor/Bidder Questions

All questions concerning this project during the bidding process shall be forwarded to the project contact listed below.

Christopher West, Project Contact
Kansas City District
600 NE Colbern Road
Lee's Summit, MO 64086

Telephone Number: 816-607-2211
Email: christopher.west@modot.mo.gov

All questions concerning the bid document preparation can be directed to the Central Office – Design at (573) 751-2876.

F. Supplemental Revisions JSP-18-01CC

Compliance with [2 CFR 200.216 – Prohibition on Certain Telecommunications and Video Surveillance Services or Equipment](#).

The Missouri Highways and Transportation Commission shall not enter into a contract (or extend or renew a contract) using federal funds to procure or obtain equipment, services, or systems that uses covered telecommunications equipment or services as substantial or as critical technology as part of any system where the video surveillance and telecommunications equipment was produced by Huawei Technologies Company, ZTE Corporation, Hytera Communications Corporation, Hangzhou Hikvision Digital Technology Company, or Dahua Technology Company (or any subsidiary or affiliate of such entities).

Stormwater Compliance Requirements

1.0 Description. This provision requires the contractor to provide a Water Pollution Control Manager (WPCM) for any project that includes land disturbance on the project site and the total area of land disturbance, both on the project site, and all Off-site support areas, is one (1) acre or more. Regardless of the area of Off-site disturbance, if no land disturbance occurs on the project site, these provisions do not apply. When a WPCM is required, all sections within this provision shall be applicable, including assessment of specified Liquidated Damages for failure to correct Stormwater Deficiencies, as specified herein. This provision is in addition to any other stormwater, environmental, and land disturbance requirements specified elsewhere in the contract.

1.1 Definitions. The project site is defined as all areas designated on the plans, including temporary and permanent easements. The project site is equivalent to the “permitted site”, as defined in MoDOT’s State Operating Permit. An Off-site area is defined as any location off the project site the contractor utilizes for a dedicated project support function, such as, but not limited to, staging area, plant site, borrow area, or waste area.

1.2 Reporting of Off-Site Land Disturbance. If the project includes any planned land disturbance on the project site, prior to the start of work, the contractor shall submit a written report to the engineer that discloses all Off-site support areas where land disturbance is planned, the total acreage of anticipated land disturbance on those sites, and the land disturbance permit number(s). Upon request by the engineer, the contractor shall submit a copy of its land disturbance permit(s) for Off-site locations. Based on the total acreage of land disturbance, both on and Off-site, the engineer shall determine if these Stormwater Compliance Requirements shall apply. The Contractor shall immediately report any changes to the planned area of Off-site land disturbance. The Contractor is responsible for obtaining its own separate land disturbance permit for Off-site areas.

2.0 Water Pollution Control Manager (WPCM). The Contractor shall designate a competent person to serve as the Water Pollution Control Manager (WPCM) for projects meeting the description in Section 1.0. The Contractor shall ensure the WPCM completes all duties listed in Section 2.1.

2.1 Duties of the WPCM:

- (a) Be familiar with the stormwater requirements including the current MoDOT State Operating Permit for construction stormwater discharges/land disturbance activities; MoDOT's statewide Stormwater Pollution Prevention Plan (SWPPP); the Corps of Engineers Section 404 Permit, when applicable; the project specific SWPPP, the Project's Erosion & Sediment Control Plan; all applicable special provisions, specifications, and standard drawings; and this provision;
- (b) Successfully complete the MoDOT Stormwater Training Course within the last 4 years. The MoDOT Stormwater Training is a free online course available at MoDOT.org;
- (c) Attend the Pre-Activity Meeting for Grading and Land Disturbance and all subsequent Weekly Meetings in which grading activities are discussed;
- (d) Oversee and ensure all work is performed in accordance with the Project-specific SWPPP and all updates thereto, or as designated by the engineer;
- (e) Review the project site for compliance with the Project SWPPP, as needed, from the start of any grading operations until final stabilization is achieved, and take necessary actions to correct any known deficiencies to prevent pollution of the waters of the state or adjacent property owners prior to the engineer's weekly inspections;
- (f) Review and acknowledge receipt of each MoDOT Inspection Report (Land Disturbance Inspection Record) for the Project within forty eight (48) hours of receiving the report and ensure that all Stormwater Deficiencies noted on the report are corrected as soon as possible, but no later than stated in Section 5.0.

3.0 Pre-Activity Meeting for Grading/Land Disturbance and Required Hold Point. A Pre-Activity meeting for grading/land disturbance shall be held prior to the start of any land disturbance operations. No land disturbance operations shall commence prior to the Pre-Activity meeting except work necessary to install perimeter controls and entrances. Discussion items at the pre-activity meeting shall include a review of the Project SWPPP, the planned order of grading operations, proposed areas of initial disturbance, identification of all necessary BMPs that shall be installed prior to commencement of grading operations, and any issues relating to compliance with the Stormwater requirements that could arise in the course of construction activity at the project.

3.1 Hold Point. Following the pre-activity meeting for grading/land disturbance and subsequent installation of the initial BMPs identified at the pre-activity meeting, a Hold Point shall occur prior to the start of any land disturbance operations to allow the engineer and WPCM the time needed to perform an on-site review of the installation of the BMPs to ensure compliance with the SWPPP is met. Land disturbance operations shall not begin until authorization is given by the engineer.

4.0 Inspection Reports. Weekly and post run-off inspections will be performed by the engineer and each Inspection Report (Land Disturbance Inspection Record) will be entered into a web-

based Stormwater Compliance database. The WPCM will be granted access to this database and shall promptly review all reports, including any noted deficiencies, and shall acknowledge receipt of the report as required in Section 2.1 (f.).

5.0 Stormwater Deficiency Corrections. All stormwater deficiencies identified in the Inspection Report shall be corrected by the contractor within 7 days of the inspection date or any extended period granted by the engineer when weather or field conditions prohibit the corrective work. If the contractor does not initiate corrective measures within 5 calendar days of the inspection date or any extended period granted by the engineer, all work shall cease on the project except for work to correct these deficiencies, unless otherwise allowed by the engineer. All impact costs related to this halting of work, including, but not limited to stand-by time for equipment, shall be borne by the Contractor. Work shall not resume until the engineer approves the corrective work.

5.1 Liquidated Damages. If the Contractor fails to complete the correction of all Stormwater Deficiencies listed on the MoDOT Inspection Report within the specified time limit, the Commission will be damaged in various ways, including but not limited to, potential liability, required mitigation, environmental clean-up, fines, and penalties. These damages are not reasonably capable of being computed or quantified. Therefore, the contractor will be charged with liquidated damages specified in the amount of \$2,000 per day for failure to correct one or more of the Stormwater Deficiencies listed on the Inspection Report within the specified time limit. In addition to the stipulated damages, the stoppage of work shall remain in effect until all corrections are complete.

6.0 Basis of Payment. No direct payment will be made for compliance with this provision.

Delete Sec 106.9 in its entirety and substitute the following:

106.9 Buy America Requirements.

Buy America Requirements are waived if the total amount of Federal financial assistance applied to the project, through awards or subawards, is below \$500,000.

106.9.1 Buy America Requirements for Iron and Steel.

On all federal-aid projects, the contractor's attention is directed to Title 23 CFR 635.410 *Buy America Requirements*. Where steel or iron products are to be permanently incorporated into the contract work, steel and iron material shall be manufactured, from the initial melting stage through the application of coatings, in the USA except for "minimal use" as described herein. Furthermore, any coating process of the steel or iron shall be performed in the USA. Under a general waiver from FHWA the use of pig iron and processed, pelletized, and reduced iron ore manufactured outside of the USA will be permitted in the domestic manufacturing process for steel or iron material.

106.9.1.1 Buy America Requirements for Iron and Steel for Manufactured items.

A manufactured item will be considered iron and steel if it is "predominantly" iron or steel. Predominantly iron or steel means that the cost of iron or steel content of a product is more than 50 percent of the total cost of all its components.

106.9.2 Any sources other than the USA as defined will be considered foreign. The required domestic manufacturing process shall include formation of ingots and any subsequent process. Coatings shall include any surface finish that protects or adds value to the product.

106.9.3 “Minimal use” of foreign steel, iron or coating processes will be permitted, provided the cost of such products does not exceed 1/10 of one percent (0.1 percent) of the total contract cost or \$2,500.00, whichever is greater. If foreign steel, iron, or coating processes are used, invoices to document the cost of the foreign portion, as delivered to the project, shall be provided and the engineer’s written approval obtained prior to placing the material in any work.

106.9.4 Buy America requirements include a step certification for all fabrication processes of all steel or iron materials that are accepted per Sec 1000. The AASHTO Product Evaluation and Audit Solutions compliance program verifies that all steel and iron products fabrication processes conform to 23 CFR 635.410 Buy America Requirements and is an acceptable standard per 23 CFR 635.410(d). AASHTO Product Evaluation and Audit Solutions compliant suppliers will not be required to submit step certification documentation with the shipment for some selected steel and iron materials. The AASHTO Product Evaluation and Audit Solutions compliant supplier shall maintain the step certification documentation on file and shall provide this documentation to the engineer upon request.

106.9.4.1 Items designated as Category 1 will consist of steel girders, piling, and reinforcing steel installed on site. Category 1 items require supporting documentation prior to incorporation into the project showing all steps of manufacturing, including coating, as being completed in the United States and in accordance with CFR Title 23 Section 635.410 Buy America Requirements. This includes the Mill Test Report from the original producing steel mill and certifications documenting the manufacturing process for all subsequent fabrication, including coatings. The certification shall include language that certifies the following. That all steel and iron materials permanently incorporated in this project was procured and processed domestically and all manufacturing processes, including coating, as being completed in the United States and in accordance with CFR Title 23 Section 635.410.

106.9.4.2 Items designated as Category 2 will include all other steel or iron products not in Category 1 and permanently incorporated in the project. Category 2 items shall consist of, but not be limited to items such as fencing, guardrail, signing, lighting and signal supports. The prime contractor is required to submit a material of origin form certification prior to incorporation into the project from the fabricator for each item that the product is domestic. The Certificate of Materials Origin form ([link to certificate form](#)) from the fabricator must show all steps of manufacturing, including coating, as being completed in the United States and in accordance with CFR Title 23 Section 635.410 Buy America Requirements and be signed by a fabricator representative. The engineer reserves the right to request additional information and documentation to verify that all Buy America requirements have been satisfied. These documents shall be submitted upon request by the engineer and retained for a period of 3 years after the last reimbursement of the material.

106.9.4.3 Any minor miscellaneous steel or iron items that are not included in the materials specifications shall be certified by the prime contractor as being procured domestically. Examples of these items would be bolts for sign posts, anchorage inserts, etc. The certification shall read “I certify that all steel and iron materials permanently incorporated in this project during all manufacturing processes, including coating, as being completed in the United States and in accordance with CFR Title 23 Section 635.410 Buy America Requirements procured and processed domestically in accordance with CFR Title 23 Section 635.410 Buy America Requirements. Any foreign steel used was submitted and accepted under minor usage”. The certification shall be signed by an authorized representative of the prime contractor.

106.9.5 When permitted in the contract, alternate bids may be submitted for foreign steel and iron products. The award of the contract when alternate bids are permitted will be based on the lowest total bid of the contract based on furnishing domestic steel or iron products or 125 percent of the lowest total bid based on furnishing foreign steel or iron products. If foreign steel or iron products are awarded in the contract, domestic steel or iron products may be used; however, payment will be at the contract unit price for foreign steel or iron products.

106.9.6 Buy America Requirements for Construction Materials other than iron and steel materials. Construction materials means articles, materials, or supplies that consist of only one of the items listed. Minor additions of articles, materials, supplies, or binding agents to a construction material do not change the categorization of the construction material. Upon request by the engineer, the contractor shall submit a domestic certification for all construction materials listed that are incorporated into the project.

- (a) Non-ferrous metals
- (b) Plastic and Polymer-based products (including polyvinylchloride, composite building materials, and polymers used in fiber optic cables)
- (c) Glass (including optic glass)
- (d) Fiber optic cable (including drop cable)
- (e) Optical fiber
- (f) Lumber
- (g) Engineered wood
- (h) Drywall

106.9.6.1 Minimal Use allowance for Construction Materials other than iron or steel.

“The total value of the non-compliant products is no more than the lesser of \$1,000,000 or 5% of total applicable costs for the project.” The contractor shall submit to the engineer any non-domestic materials and their total material cost to the engineer. The contractor and the engineer will both track these totals to assure that the minimal usage allowance is not exceeded.

106.9.7 Buy America Requirements for Manufactured Products.

Manufactured products means:

- (a) Articles, materials, or supplies that have been:
 - (i) Processed into a specific form and shape; or
 - (ii) Combined with other articles, materials, or supplies to create a product with different properties than the individual articles, materials, or supplies.
- (b) If an item is classified as an iron or steel product, a construction material, or a section 70917(c) material under § 184.4(e) and the definitions set forth in this section, then it is not a manufactured product. However, an article, material, or supply classified as a manufactured product under § 184.4(e) and paragraph (1) of this definition may include components that are construction materials, iron or steel products, or section 70917(c) materials.

106.9.7.1 Manufactured products are exempt from Buy America requirements. To qualify as a manufactured product, items that consist of two or more of the listed construction materials that have been combined together through a manufacturing process, and items that include at least one of the listed materials combined with a material that is not listed through a manufacturing process, should be treated as manufactured products, rather than as construction materials.

106.9.7.2 Manufactured items are covered under a general waiver to exclude them from Buy America Requirements. To qualify for the exemption the components must comprise of 55% of the value of materials in the item. The final assembly must also be performed domestically.

Pavement Marking Paint Requirements for Standard Waterborne and Temporary

1.0 Description. High Build acrylic waterborne pavement marking paint shall be used in lieu of standard acrylic waterborne pavement marking paint for all Standard Waterborne Pavement Marking Paint items and all Temporary Pavement Marking Paint items. Paint thickness, bead type, bead application rate, retroreflectivity requirements, and all other specifications shall remain as stated in the Missouri Standard Specifications for Highway Construction, except as otherwise amended in the contract documents.

2.0 Material Requirements. Material requirements for Sec 620.20.2.5 Standard Waterborne Paint, and Sec 620.10.2 Temporary Pavement Marking Paint shall be per Sec 1048.20.1.2 High Build Acrylic Waterborne Pavement Marking Paint.

G. Pavement Marking Log

1.0 Description. The contractor shall log the locations of existing pavement marking prior to any construction operations that may affect the existing pavement marking. The log shall contain all existing pavement marking and shall include center stripes, no passing stripes, lane lines, turn arrows, hash bars, cross walks, and stop bars. The contractor shall provide a copy of the existing pavement marking log to the engineer. The contractor shall place the new pavement marking at the same locations as the existing pavement marking, unless otherwise directed by the engineer or shown on the plans.

2.0 Basis of Payment. No direct payment will be made for logging of existing pavement marking.

DELETED H. ~~Bonded Asphaltic Concrete Pavement~~

~~**1.0 Description.** This work shall consist of the placement a Polymer Modified Emulsion Membrane prior to a bituminous overlay of hot asphaltic concrete pavement on existing concrete in accordance with Sec 413.31.~~

~~**2.0 Basis of Payment.** The accepted quantity of Polymer Modified Emulsion Membrane (PEM/CPEM) shall be paid for at the contract unit price for 407-99.12, Misc. Modified Bonded Asphaltic Concrete Pavement, per gallon.~~

I. Optional Traffic Signal Detectors

1.0 Description. This work shall consist of providing detectors for signal installations. Detectors shall be in accordance with the standard specifications and installed to provide detection at locations as shown on the plans or as directed by the engineer in accordance with Section 902.

2.0 Options. The contractor can choose from the following list of detector types according to the exceptions noted below:

- Inductive loop
- Video image

If video image is chosen, the contractor shall follow section 3.0, Video Detection System Requirements.

2.1 Unless otherwise specified on the plans, the contractor may supply more than one type of detector and customize the installation based on field conditions.

3.0 Video Detection System Requirements

3.1 Description. The Contractor shall furnish and install all equipment, materials, software and other miscellaneous items that are required to provide a fully functional Video Detection System for the control of bicycle and vehicular traffic signals.

3.2 Material. The video detection system shall consist of power supply, hard-wired video cameras, all necessary video and power cabling with end connectors, mounting brackets, surge protection as recommended by the manufacturer, video detection processors/extension modules capable of processing the number of camera and phase combination video sources shown on the project plans. The video detection system will be defined as the complete assembly of all required equipment and components for detection of vehicles. Each video detection system shall consist of the video camera(s), lightning arrester for video cabling, processor unit(s), control device (mouse or keypad;), software and license for system control via a computer or USB (if applicable), communication components, and a color monitor. All camera views shall be obtainable without requiring the disconnection and reconnection of cables within the system. The video detection systems in the list below are the only systems that are tested, fully functional, and approved for use in the Kansas City District:

- 1. Autoscope Vision**
- 2. Rhythm Video Detection**
- 3. Iteris Vantage Vector**

3.3 Installation Requirements. The video detection system shall be installed per the manufacturer's recommendations. The installer shall be certified by the video detection system's manufacturer to install the system. All coaxial and ethernet cable runs (if used) shall be continuous without a splice from the cabinet to the camera. If requested by the engineer, a factory certified representative from the supplier shall be available for on-site assistance for a minimum of one day during installation.

A separate grounded 120 VAC service outlet shall be provided in the controller cabinet for supplying power to the parts of the video detection system requiring AC power. Use of the grounded service outlet located on the cabinet door will not be permitted.

3.4 Detection Zones. The detection zones shall be created by drawing the detection zones on the video image (minimum 2 zones). A graphical user interface shall be built into the video detection system and displayed on a video monitor or computer. It shall be possible to edit previously defined detector configurations to fine-tune detection zone placement. When a vehicle is detected by crossing a detection zone, there shall be a visual change on the video display, such

as a flashing symbol or a change in color or intensity to verify proper operation of the video detection system.

The video detection system shall have a method to send and receive communications from the system to a central location. It should be able to obtain a live video image and configured detection zones. The user should have the ability to change detection zones and detection settings in real time from the central location. The system shall be able to have re-addressable IP address or addresses.

3.5 Performance. Overall performance of the video detection system shall be comparable to inductive loops. Using camera optics and in the absence of occlusion, the video detection system shall be able to detect vehicle presence with 98% accuracy under normal day and night conditions with only slight deterioration in performance under adverse weather conditions, including fog, snow and rain. When visibility exceeds the capabilities of the camera, the video detection system shall default to placing a call on all detectors. Supportive documentation is required to meet this specification and shall be provided to the Engineer before installation.

3.6 Vehicle Data. In addition to presence detection, the video detection system shall be capable of performing at a minimum the following calculations in real time and store all values for each camera view for any visible lane without the addition of another device:

- a) Speed
- b) Volume
- c) Lane Occupancy
- d) Vehicle Classification
- e) Other available performance measures

For speed calculations thru movements are required. Turning movement measurements are desired but not required. For volume measurements/calculations both mainline thru and all turning movements are required. All values are to be assigned to detector channels within the controller. If this requirement cannot be met all values must be able to be exported thru an excel spreadsheet. Other performance measures must be clearly defined. In all cases all performances measures must be ultimately available in an easily usable, exportable format (USB, Ethernet, or built Wi-fi Computer). The contractor shall provide documentation to the Engineer to confirm the volumes are configured and operational through the video detection system.

3.7 Monitor. The monitor shall be an LCD active matrix with a minimum 7" diagonal screen color monitor, an NTSC-M system, HDMI, VGA, and BNC video in-out connections built into the housing. The unit shall be compact and lightweight, with a stand on the cabinet shelving, have low power consumption, constructed to operate under extreme temperature conditions, and run on AC power. AC adaptor shall be included. The monitor shall be installed to automatically power on when the cabinet door is opened and automatically power off when the cabinet door is closed. A manual on/off switch shall be provided.

3.8 Video Camera and Housing. The camera shall produce a high definition (HD) color video image of vehicles during daylight hours, with an optional production of black and white images during nighttime hours. The camera shall be able to detect a minimum of 500 ft in advance of the signal. Detection shall work properly during night hours without the need of additional luminaire lighting at the signal. The video shall produce a clear image for scenes. The camera shall include an electronic shutter or auto iris control based on average scene luminance and shall be equipped

with an auto iris lens, as well as sun shield that prevents sunlight from directly entering the lens. The sun shield shall include a provision for water diversion to prevent water from flowing in the camera field of view and shall be able to slide forward and back. The total weight of the enclosure, camera, lens, housing, sun shield and mounting bracket shall be less than 10 pounds.

3.9 Video Detection System Connections. The system must be able to connect through computer or mouse/video for configuring the detection zones. The equipment shall be provided with a NEMA TS2 interface as shown on the plans.

At a minimum, each lane of traffic shall be able to have its own output. A minimum of 32 detector outputs is required for the system but should be capable of expanding to 64 outputs if required based on the geometry of the intersection.

The contractor shall be responsible for any changes or additions to either an existing or new cabinet in order to provide a properly functional video detection system and monitor display. This may include, but is not limited to, additional SDLC connectors, shelf relocation and component reorganization. No direct pay for any changes or additions. All required connections will be considered part of the video detection system installation.

3.10 Construction Requirements. Construction requirements shall conform to Sec 902.

3.11 Documentation and Testing. The contractor shall provide one bound copy for the signal cabinet and one pdf version of the user's manual.

3.12 Training. MoDOT may require training on the maintenance and operation of the detection system. Maintenance and operation personnel shall be trained on troubleshooting, maintenance and repair of cameras and all serviceable equipment. Training shall include field level troubleshooting and bench repair. This training shall be for a minimum of sixteen hours over two days. Training shall be conducted at a time and location mutually agreeable by the contractor and the signal shop traffic supervisor or as directed by MoDOT.

4.0 Method of Measurement. Method of measurement will be per approach, complete in place including all necessary incidental items to complete the work. An approach is defined as all lanes of traffic moving toward an intersection or a midblock location from one direction.

5.0 Basis of Payment. Accepted Traffic Signal Detectors will be paid for at the contract unit price for item 902-99.02, Optional Traffic Signal Detectors, per each.

J. Liquidated Damages Specified JSP-93-28A

1.0 Description. This work shall consist of removal and replacement of the concrete median barrier replacement from Hillcrest to Blue Ridge Blvd. If all lanes of traffic on EB and WB I-470 are not complete and open to traffic after 14 **calendar** days from initial closure of EB and WB I-470 **inside lanes**, the Commission, the traveling public, and state and local police and governmental authorities will be damaged in various ways, including but not limited to, increased construction administration cost, potential liability, traffic and traffic flow regulation cost, traffic congestion and motorist delay, with its resulting cost to the traveling public. These damages are not reasonably capable of being computed or quantified. Therefore, the contractor will be charged with liquidated damages specified in the amount of \$10,000 per day for each day, or partial day thereof, that concrete barrier replacement is not complete and open to traffic in excess of the



limitation as specified elsewhere in this special provision. It shall be the responsibility of the engineer to determine the quantity of excess closure time.

1.1 The said liquidated damages specified will be assessed regardless of whether it would otherwise be charged as liquidated damages under the Missouri Standard Specification for Highway Construction, as amended elsewhere in this contract.

K. Median Barrier Gap Protection Assembly

1.0 Description. This work shall consist of supplying the Median Barrier Gap Protection Assembly material in accordance with the provided specification in the plan sheets.

2.0 Method of Measurement and Basis of Payment. Method of measurement and basis of payment shall be in accordance with Sec 617 and will be paid for at the contract unit price 617-99.02, Misc. Concrete Barrier Gap Protection Assembly Type C, per EA. Payment will be considered full compensation to recover the cost of equipment, labor, materials, or time required to fulfill the above provision.

L. Contractor Quality Control and Daily Reporting

1.0 The contractor shall perform Quality Control (QC) testing and reporting in accordance with the specifications and as specified herein. The contractor shall submit a Quality Control Plan (QC Plan) to the engineer for approval that includes all items listed in Section 2.0, prior to beginning work.

2.0 Quality Control Plan.

- (a) The name and contact information of the person in responsible charge of the QC testing.
- (b) A list of the QC technicians who will perform testing on the project, including the fields in which they are certified to perform testing.
- (c) A proposed independent third party testing firm for dispute resolution, including all contact information.
- (d) A list of Hold Points, when specified by the engineer.
- (e) The MoDOT Standard Inspection and Testing Plan (ITP). This shall be the version that is posted at the time of bid on the MoDOT website (www.modot.org/quality).

3.0 Quality Control Testing and Reporting. Testing shall be performed per the test method and frequency specified in the ITP. All personnel who perform sampling or testing shall be certified in the MoDOT Technician Certification Program for each test that they perform.

3.1 Reporting of Test Results. All QC test reports shall be submitted as soon as practical, but no later than the day following the test. Test data shall be immediately provided to the engineer upon request at any time, including prior to the submission of the test report. No payment will be made for the work performed until acceptable QC test results have been received by the engineer and confirmed by QA test results.

3.1.1 Test results shall be reported on electronic forms provided by MoDOT. Forms and Contractor Reporting Excel2Oracle Reports (CRE2O) can be found on the MoDOT website. All

required forms, reports and material certifications shall be uploaded to a Microsoft SharePoint® site provided by MoDOT, and organized in the file structure established by MoDOT.

3.2 Non-Conformance Reporting. A Non-Conformance Report (NCR) shall be submitted by the contractor when the contractor proposes to incorporate material into the work that does not meet the testing requirements or for any work that does not comply with the contract terms or specifications.

3.2.1 Non-Conformance Reporting shall be submitted electronically on the Non-Conformance Report form provided on the MoDOT Website. The NCR shall be uploaded to the MoDOT SharePoint® site and an email notification sent to the engineer.

3.2.2 The contractor shall propose a resolution to the non-conforming material or work. Acceptance of a resolution by the engineer is required before closure of the non-conformance report.

3.3 Contractor Daily Work Reporting. The contractor shall submit to the engineer a Contractor Daily Work Report (CDWR) for each calendar day that work is performed. The CDWR shall include all information listed in 3.3.2.

3.3.1 The CDWR information may be provided on the MoDOT-provided form or an approved contractor form. Each CDWR shall be digitally signed by the contractor and uploaded to the MoDOT SharePoint® site no later than two (2) business days following the end of each week.

3.3.2 CDWR information:

- (a) Date and Contract Identification Number
- (b) Weather conditions, rainfall amounts, high/low ambient temperatures
- (c) List of subcontractors who performed work
- (d) Description of all work performed, including general location (ex. Sta, offset, log mile, etc.), and any testing performed.
- (e) Date range of days when no work was performed since the previous DWR
- (f) Pertinent traffic control information (changes, delays, accidents, etc.)
- (g) Statement: "All items installed meet or exceed contract requirements."

4.0 Work Planning and Scheduling.

4.1 Two-week Schedule. Each week, the contractor shall submit to the engineer a schedule that outlines the planned project activities for the following two-week period. The two-week schedule shall detail all work and traffic control events planned for that period and any Hold Points specified by the engineer.

4.2 Weekly Meeting. When work is active, the contractor shall hold a weekly project meeting with the engineer to review the planned activities for the following week and to resolve any outstanding issues. Attendees shall include the engineer, the contractor superintendent or project manager and any foreman leading major activities. This meeting may be waived when, in the opinion of the engineer, a meeting is not necessary. Attendees may join the meeting in person, by phone or video conference.

4.3 Pre-Activity Meeting. A pre-activity meeting is required in advance of the start of each new activity, except when waived by the engineer. The purpose of this meeting is to review

construction details of the new activity. Discussion topics should include: safety precautions, QC testing, traffic impacts, and any required Hold Points.

4.4 Hold Points. Hold Points are events that require approval by the engineer prior to continuation of work. Hold Points occur at definable stages of work when, in the opinion of the engineer, a review of the preceding work is necessary before continuation to the next stage.

4.4.1 A list of typical Hold Point events is available on the MoDOT website. Use of the Hold Point process will only be required for the project-specific list of Hold Points, if any, that the engineer submits to the contractor in advance of the work. The engineer may make changes to the Hold Point list at any time.

4.4.2 Prior to all Hold Point inspections, the contractor shall verify the work has been completed in accordance with the contract and specifications. If the engineer identifies any corrective actions needed during a Hold Point inspection, the corrections shall be completed prior to continuing work. The engineer may require a new Hold Point to be scheduled if the corrections require a follow-up inspection. Re-scheduling of Hold Points require a minimum 24-hour advance notification from the contractor unless otherwise allowed by the engineer.

5.0 Quality Assurance Testing and Inspection. MoDOT will perform quality assurance testing and inspection of the work, except as specified herein. The contractor shall utilize the inspection checklists provided in the ITP as a guide to minimize findings by MoDOT inspection staff. Submittal of completed checklists is not required, except as specified in 5.1.

5.1 Inspection and testing required in the production of concrete for the project shall be the responsibility of the contractor. Submittal of the 501 Concrete Plant Checklist is required.

6.0 Basis of Payment. No direct payment will be made for compliance with this provision.

 ADDED M.

High Application Rate Tack Coat

1.0 Description. This provision shall consist of the placement of tack coat at a total rate of 0.2 gal/SY as specified in the project plans. The contractor shall place the tack coat as a Polymer Modified Emulsion Membrane by the use of a Spray Paver or by placing two passes of non-tracking tack coat. The Engineer may make adjustments to the application rate based upon the existing pavement surface conditions and the recommendations of the Polymer Modified Emulsion Membrane supplier; however, the application rate shall be within +/- 0.05 gallon per square yard of the target application rate.

2.0 Polymer Modified Emulsion Membrane. If a Polymer Modified Emulsion Membrane by the use of a Spray Paver is chosen to be used, then the placement of tack coat shall be in accordance with Sec. 413.31 Bonded Hot Mix Asphalt Using Polymer Modified Emulsion Membrane.

3.0 Two Passes of Non-Tracking Tack Coat. If two passes of non-tracking tack coat are to be used, then placement of tack coat shall follow the requirements stated herein.

3.1 Trial Section The contractor must successfully demonstrate that the proposed product meets the non-tracking requirements specified in section 3.2. The location of a contractor demonstration will only be allowed in areas approved by the engineer. The engineer will make final determination of product acceptance based on observation of the results of the contractor's demonstration.

3.2 Non-Tracking Requirements. Non-tracking tack shall remain adhered to the pavement surface when exposed to any wheeled or tracked vehicles. The tack shall not track off the surface within 30 minutes of being applied, and shall not stick to the tires, tracks or other parts of paving equipment or vehicles such that the underlying surface becomes visible or void of tack prior to the placement of the hot mix asphalt. The tack shall not track onto any adjacent lanes, pavement markings, driveways, sideroads, etc.

3.3 The contractor shall be responsible for cleaning all tracked tack from adjacent lanes, driveways, sideroads, etc., and shall replace all pavement markings that become coated with tracked tack. This cleaning and replacement requirement applies to both approved and proposed non-tracking products.

4.0 Method of Measurement. Measurement of Polymer Modified Emulsion Membrane or non-tracking tack coat to the nearest gallon will be made in accordance with Sec 1015

5.0 Basis of Payment. The accepted quantity of the Polymer Modified Emulsion Membrane or non-tracking tack coat will be paid for at the contract unit price for 407-99.12, Misc. High Application Rate Tack Coat, per gallon. No additional payment will be made for the cost to demonstrate proposed products, for cleaning surfaces due to tracking of tack, or for replacement of pavement marking damaged by tracked tack.