




JOB SPECIAL PROVISIONS TABLE OF CONTENTS (ROADWAY)

(Job Special Provisions shall prevail over General Special Provisions whenever in conflict therewith.)

A.	General - Federal JSP-09-02K	1
B.	Contract Liquidated Damages JSP- 13-01D	1
C.	Work Zone Traffic Management JSP-02-06N	2
D.	Liquidated Damages Specified JSP-93-28	5
E.	Project Contact for Contractor/Bidder Questions JSP-96-05	6
F.	Notice to Bidders of Third Party Concurrence in Award JSP-98-19	6
G.	Emergency Provisions and Incident Management JSP-90-11A	6
H.	Utilities JSP-93-26F	7
I.	Supplemental Revisions JSP-18-01CC	9
J.	Quality Management NJSP-15-22	14
K.	MoDOT's Construction Workforce Program NJSP-15-17A	19
L.	Removal and Delivery of Existing Signs JSP-12-01C	24
M.	Disposition of Existing Signal/Lighting and Network Equipment JSP-15-05A	25
N.	Alternates for Pavements JSP-96-04G	26
O.	Temporary Long-Term Rumble Strips JSP-13-04C	27
P.	Temporary Optional Pavement and Base	28
Q.	Temporary Pavement Marking Removal	28
R.	Rigid Geogrid to Enhance Aggregate Base or to Enhance Rock Base NJSP-18-11B	29
S.	Coordination with Other Projects	31
T.	Access to Commercial and Private Entrances	32
 DELETED	U. Alternate Technical Concepts — Grading, Base, and Paving	32
V.	Property Owner Notification	35
W.	Restrictions for Migratory Birds NJSP-16-06A	35
X.	Protective Measures for Ditch Work in Illinois Chorus Frog Breeding Areas	37
Y.	Chain Link Fence Slats	37
Z.	Draining Ponds and Removal of Unsuitable Material	37
AA.	Removal of Buildings	38
 ADDED	BB. Modified Rock Base	39
 ADDED	CC. Modified Subgrade Materials	39

Job No.: J9P3751

Route: 67

County: Butler

	MISSOURI HIGHWAYS AND TRANSPORTATION COMMISSION 105 W. CAPITOL AVE. JEFFERSON CITY, MO 65102 Phone 1-888-275-6636
	<i>Crawford, Murphy, & Tilly, Inc.</i> <i>1 South Memorial Drive, Suite 500</i> <i>Saint Louis, MO 63102</i> Certificate of Authority: 000631 Consultant Phone:314-436-5500
	If a seal is present on this sheet, JSP's have been electronically sealed and dated.
	JOB NUMBER: J9P3751 BUTLER COUNTY, MO DATE PREPARED: 07/26/24
	ADDENDUM DATE: <i>R002 - September 13, 2024</i>
Only the following items of the Job Special Provisions (Roadway) are authenticated by this seal: All	

JOB
SPECIAL PROVISION

A. General - Federal JSP-09-02K

1.0 Description. The Federal Government is participating in the cost of construction of this project. All applicable Federal laws, and the regulations made pursuant to such laws, shall be observed by the contractor, and the work will be subject to the inspection of the appropriate Federal Agency in the same manner as provided in Sec 105.10 of the Missouri Standard Specifications for Highway Construction with all revisions applicable to this bid and contract.

1.1 This contract requires payment of the prevailing hourly rate of wages for each craft or type of work required to execute the contract as determined by the Missouri Department of Labor and Industrial Relations and requires adherence to a schedule of minimum wages as determined by the United States Department of Labor. For work performed anywhere on this project, the contractor and the contractor's subcontractors shall pay the higher of these two applicable wage rates. State Wage Rates, Information on the Required Federal Aid Provisions, and the current Federal Wage Rates are available on the Missouri Department of Transportation web page at www.modot.org under "Doing Business with MoDOT", "Contractor Resources". Effective Wage Rates will be posted 10 days prior to the applicable bid opening. These supplemental bidding documents have important legal consequences. It shall be conclusively presumed that they are in the bidder's possession, and they have been reviewed and used by the bidder in the preparation of any bid submitted on this project.

1.2 The following documents are available on the Missouri Department of Transportation web page at www.modot.org under "Doing Business with MoDOT"; "Standards and Specifications". The effective version shall be determined by the letting date of the project.

General Provisions & Supplemental Specifications

Supplemental Plans to July 2024 Missouri Standard Plans
For Highway Construction

These supplemental bidding documents contain all current revisions to the published versions and have important legal consequences. It shall be conclusively presumed that they are in the bidder's possession, and they have been reviewed and used by the bidder in the preparation of any bid submitted on this project.

B. Contract Liquidated Damages JSP- 13-01D

1.0 Description. Liquidated Damages for failure or delay in completing the work on time for this contract shall be in accordance with Sec 108.8. The liquidated damages include separate amounts for road user costs and contract administrative costs incurred by the Commission.

2.0 Period of Performance. Prosecution of work is expected to begin on the date specified below in accordance with Sec 108.2. Regardless of when the work is begun on this contract, all work on all projects shall be completed on or before the date specified below. Completion by this date shall be in accordance with the requirements of Sec 108.7.1.

Job No.: J9P3751
Route: 67
County: Butler

Notice to Proceed: November 4, 2024
Contract Completion Date: October 31, 2026

2.1 Calendar Days and Completion Dates. Completion of the project is required as specified herein. The count of calendar days will begin on the date the contractor starts any construction operations on the project.

Project	Calendar Days	Daily Road User Cost
J9P3751	N/A	\$3,200

3.0 Liquidated Damages for Contract Administrative Costs. Should the contractor fail to complete the work on or before the contract completion date specified in Section 2.0, or within the number of calendar days specified in Section 2.1, whichever occurs first, the contractor will be charged contract administrative liquidated damages in accordance with Sec 108.8 in the amount of **\$3,000** per calendar day for each calendar day, or partial day thereof, that the work is not fully completed. For projects in combination, these damages will be charged in full for failure to complete one or more projects within the specified contract completion date or calendar days.

4.0 Liquidated Damages for Road User Costs. Should the contractor fail to complete the work on or before the contract completion date specified in Section 2.0, or within the number of calendar days specified in Section 2.1, whichever occurs first, the contractor will be charged road user costs in accordance with Sec 108.8 in the amount specified in Section 2.1 for each calendar day, or partial day thereof, that the work is not fully completed. These damages are in addition to the contract administrative damages and any other damages as specified elsewhere in this contract.

C. Work Zone Traffic Management JSP-02-06N

1.0 Description. Work zone traffic management shall be in accordance with applicable portions of Division 100 and Division 600 of the Standard Specifications, and specifically as follows.

1.1 Maintaining Work Zones and Work Zone Reviews. The Work Zone Specialist (WZS) shall maintain work zones in accordance with Sec 616.3.3 and as further stated herein. The WZS shall coordinate and implement any changes approved by the engineer. The WZS shall ensure all traffic control devices are maintained in accordance with Sec 616, the work zone is operated within the hours specified by the engineer, and will not deviate from the specified hours without prior approval of the engineer. The WZS is responsible to manage work zone delay in accordance with these project provisions. When requested by the engineer, the WZS shall submit a weekly report that includes a review of work zone operations for the week. The report shall identify any problems encountered and corrective actions taken. Work zones are subject to unannounced inspections by the engineer and other departmental staff to corroborate the validity of the WZS's review and may require immediate corrective measures and/or additional work zone monitoring.

1.2 Work Zone Deficiencies. Failure to make corrections on time may result in the engineer suspending work. The suspension will be non-excusable and non-compensable regardless if road user costs are being charged for closures.

2.0 Traffic Management Schedule.

2.1 Traffic management schedules shall be submitted to the engineer for review prior to the start of work and prior to any revisions to the traffic management schedule. The traffic management schedule shall include the proposed traffic control measures, the hours traffic control will be in place, and work hours.

2.2 The traffic management schedule shall conform to the limitations specified in Sec 616 regarding lane closures, traffic shifts, road closures and other width, height and weight restrictions.

2.3 The engineer shall be notified as soon as practical of any postponement due to weather, material or other circumstances.

2.4 In order to ensure minimal traffic interference, the contractor shall schedule lane closures for the absolute minimum amount of time required to complete the work. Lanes shall not be closed until material is available for continuous construction and the contractor is prepared to diligently pursue the work until the closed lane is opened to traffic.

2.5 Traffic Congestion. The contractor shall, upon approval of the engineer, take proactive measures to reduce traffic congestion in the work zone. The contractor shall immediately implement appropriate mitigation strategies whenever traffic congestion reaches an excess of 10 minutes to prevent congestion from escalating to 15 minute or above threshold. If disruption of the traffic flow occurs and traffic is backed up in queues of 15 minute delays or longer, then the contractor shall immediately review the construction operations which contributed directly to disruption of the traffic flow and make adjustments to the operations to prevent the queues from reoccurring. Traffic delays may be monitored by physical presence on site or by utilizing real-time travel data through the work zone that generate text and/or email notifications where available. The engineer monitoring the work zone may also notify the contractor of delays that require prompt mitigation. The contractor may work with the engineer to determine what other alternative solutions or time periods would be acceptable.

2.5.1 Traffic Safety.

2.5.1.1 Recurring Congestion. Where traffic queues routinely extend to within 1000 feet of the ROAD WORK AHEAD, or similar, sign on a divided highway or to within 500 feet of the ROAD WORK AHEAD, or similar, sign on an undivided highway, the contractor shall extend the advance warning area, as approved by the engineer.

2.5.1.2 Non-Recurring Congestion. When traffic queues extend to within 1000 feet of the ROAD WORK AHEAD, or similar, sign on a divided highway or to within 500 feet of the ROAD WORK AHEAD, or similar, sign on an undivided highway infrequently, the contractor shall deploy a means of providing advance warning of the traffic congestion, as approved by the engineer. The warning location shall be no less than 1000 feet and no more than 0.5 mile in advance of the end of the traffic queue on divided highways and no less than 500 feet and no more than 0.5 mile in advance of the end of the traffic queue on undivided highways.

2.6 Transportation Management Plan. The contractor Work Zone Specialist (WZS) shall review the Transportation Management Plan (TMP), found as an electronic deliverable on MoDOT's Online Plans Room and discuss the TMP with the engineer during the preconstruction conference. Throughout the construction project, the WZS is responsible for updating any

changes or modifications to the TMP and getting those changes approved by the engineer a minimum of two weeks in advance of implementation. The WZS shall participate in the post construction conference and provide recommendations on how future TMPs can be improved.

3.0 Work Hour Restrictions.

3.1 Except for emergency work, as determined by the engineer, and long term lane closures required by project phasing, all lanes shall be scheduled to be open to traffic during the five major holiday periods shown below, from 12:00 noon on the last working day preceding the holiday until 6:00 a.m. on the first working day subsequent to the holiday unless otherwise approved by the engineer.

- Memorial Day
- Labor Day
- Thanksgiving
- Christmas
- New Year's Day

3.1.1 Independence Day. The lane restrictions specified in Section 3.1 shall also apply to Independence Day, except that the restricted periods shall be as follows:

When Independence Day falls on:	The Holiday is Observed on:	Halt Lane Closures beginning at:	Allow Lane Closures to resume at:
Sunday	Monday	Noon on Friday	6:00 a.m. on Tuesday
Monday	Monday	Noon on Friday	6:00 a.m. on Tuesday
Tuesday	Tuesday	Noon on Monday	6:00 a.m. on Wednesday
Wednesday	Wednesday	Noon on Tuesday	6:00 a.m. on Thursday
Thursday	Thursday	Noon on Wednesday	6:00 a.m. on Friday
Friday	Friday	Noon on Thursday	6:00 a.m. on Monday
Saturday	Friday	Noon on Thursday	6:00 a.m. on Monday

3.2 The contractor shall not perform any construction operation on the active lanes during restricted periods, holiday periods or other special events specified in the contract documents.

3.3 The contractor shall be aware that traffic volume data indicates construction operations on the roadbed between the following hours will likely result in traffic queues greater than 15 minutes. Based on this, the contractor's operations will be restricted accordingly unless it can be successfully demonstrated the operations can be performed without a 15 minute queue in traffic. It shall be the responsibility of the engineer to determine if the above work hours may be modified. Working hours for evenings, weekends and holidays will be determined by the engineer. The contractor may not work during the following listed hours:

- Route 67:
- 6:00 a.m. - 9:00 a.m. Monday through Friday
- 3:00 p.m. - 6:00 p.m. Monday through Friday

3.4 Any work requiring a reduction in the number of through lanes of traffic shall be completed during nighttime hours. Nighttime hours shall be considered to be 7:00 p.m. to 6:00 a.m. for this project.

3.5 The contractor shall not alter the start time, ending time, or a reduction in the number of through lanes of traffic or ramp closures without advance notification and approval by the engineer. The only work zone operation approved to begin 30 minutes prior to a reduction in through traffic lanes or ramp closures is the installation of traffic control signs. Should lane closures be placed or remain in place, prior to the approved starting time or after the approved ending time, the Commission, the traveling public, and state and local police and governmental authorities will be damaged in various ways, including but not limited to, increased construction administration cost, potential liability, traffic and traffic flow regulation cost, traffic congestion and motorist delays, with a resulting cost to the traveling public. These damages are not easily computed or quantified. Therefore, the contractor will be charged with liquidated damages specified in the amount of **\$250 per 15 minute increment** for each 15 minutes that the temporary lane closures are in place and not open to traffic in excess of the limitation as specified elsewhere in this special provision. It shall be the responsibility of the engineer to determine the quantity of unapproved closure time.

3.5.1 The said liquidated damages specified will be assessed regardless if it would otherwise be charged as liquidated damages under the Missouri Standard Specification for Highway Construction, as amended elsewhere in this contract.

4.0 Detours and Lane Closures.

4.1 When a changeable message sign (CMS) is provided, the contractor shall use the CMS to notify motorists of future traffic disruption and possible traffic delays one week before traffic is shifted to a detour or prior to lane closures. The CMS shall be installed at a location as approved or directed by the engineer. If a CMS with Communication Interface is required, then the CMS shall be capable of communication prior to installation on right of way. All messages planned for use in the work zone shall be approved and authorized by the engineer or its designee prior to deployment. When permanent dynamic message signs (DMS) owned and operated by MoDOT are located near the project, they may also be used to provide warning and information for the work zone. Permanent DMS shall be operated by the TMC, and any messages planned for use on DMS shall be approved and authorized by the TMC at least 72 hours in advance of the work.

4.2 At least one lane of traffic in each direction shall be maintained at all times except for brief intervals of time required when the movement of the contractor's equipment will seriously hinder the safe movement of traffic. Periods during which the contractor will be allowed to interrupt traffic will be designated by the engineer.

5.0 Basis of Payment. No direct payment will be made to the contractor to recover the cost of equipment, labor, materials, or time required to fulfill the above provisions, unless specified elsewhere in the contract document. All authorized changes in the traffic control plan shall be provided for as specified in Sec 616.

D. Liquidated Damages Specified JSP-93-28

1.0 Description. If the traffic control condition shown in Stage 2 of the traffic control plans requiring Northbound traffic to travel on existing Route 67 while Southbound Traffic is traveling on new Route 67 pavement remains in place after 120 calendar days of implementation, the Commission, the traveling public, and state and local police and governmental authorities will be

damaged in various ways, including but not limited to, increased construction administration cost, potential liability, traffic and traffic flow regulation cost, traffic congestion and motorist delay, with its resulting cost to the traveling public. These damages are not reasonably capable of being computed or quantified. Therefore, the contractor will be charged with liquidated damages specified in the amount of **\$3,200 per day** for each full day that the US67 traffic control set up shown in Stage 2 of the Traffic Control Plan remains in place in excess of the limitation as specified elsewhere in this special provision. It shall be the responsibility of the engineer to determine the quantity of excess closure time. All pavement markings, guardrail, and signing required to move to Phase 3 of the traffic control plan must be in place before adjusting the traffic pattern.

1.1 The said liquidated damages specified will be assessed regardless of whether it would otherwise be charged as liquidated damages under the Missouri Standard Specification for Highway Construction, as amended elsewhere in this contract.

E. Project Contact for Contractor/Bidder Questions JSP-96-05

All questions concerning this project during the bidding process shall be forwarded to the project contact listed below.

Timothy C. Pickett, P.E.
Transportation Project Manager
Southeast District
2675 North Main St.
Sikeston, MO 63801

Telephone Number: 573-472-9003
Email: Timothy.Pickett@modot.mo.gov

All questions concerning the bid document preparation can be directed to the Central Office – Design at (573) 751-2876.

F. Notice to Bidders of Third Party Concurrence in Award JSP-98-19

1.0 Bidders are advised that Commission is party to a contract with the City of Poplar Bluff, Missouri which provides that the City of Poplar Bluff, Missouri shall provide substantial funds for construction of Job No. J9P3751 by reason of which the City of Poplar Bluff, Missouri has the right to concur or not concur in Commission's award of a contract for this job.

2.0 Bidders acknowledge that their bids are made with knowledge of and subject to the condition of City of Poplar Bluff's concurrence in and prior authorization of any award of a contract for this job by Commission.

G. Emergency Provisions and Incident Management JSP-90-11A

1.0 The contractor shall have communication equipment on the construction site or immediate access to other communication systems to request assistance from law enforcement or other emergency agencies for incident management. In case of traffic accidents or the need for law

Job No.: J9P3751
 Route: 67
 County: Butler

enforcement to direct or restore traffic flow through the job site, the contractor shall notify law enforcement or other emergency agencies immediately as needed. The area engineer's office shall also be notified when the contractor requests emergency assistance.

2.0 In addition to the 911 emergency telephone number for ambulance, fire or law enforcement services, the following agencies may also be notified for accident or emergency situation within the project limits.

Missouri Highway Patrol Troop E – 573-471-5200		
City of Poplar Bluff	Butler County	
Fire: 573-686-8692	Fire: 573-7485-6049	
Police: 573-785-5776	Police: 573-785-8444	

2.1 This list is not all inclusive. Notification of the need for wrecker or tow truck services will remain the responsibility of the appropriate law enforcement agency.

2.2 The contractor shall notify law enforcement and emergency agencies before the start of construction to request their cooperation and to provide coordination of services when emergencies arise during the construction at the project site. When the contractor completes this notification with law enforcement and emergency agencies, a report shall be furnished to the engineer on the status of incident management.

3.0 No direct pay will be made to the contractor to recover the cost of the communication equipment, labor, materials, or time required to fulfill the above provisions.

H. Utilities JSP-93-26F

1.0 For informational purposes only, the following is a list of names, addresses, and telephone numbers of the known utility companies in the area of the construction work for this improvement:

<u>Utility Name</u>	<u>Known Required Adjustment</u>	<u>Type</u>
Ozark Border Electric Cooperative John Walker P.O. Box 400 Poplar Bluff, MO 63902 Phone: (573) 785-4631 Phone: (573) 300-1300 - cell Email: jwalker@ozarkborder.org	Yes Section 2.1	Power

Sho-Me Technologies Brad Baker P.O. Box D 301 West Jackson Marshfield, MO 65706 Phone: (417) 859-2615 Phone: (417) 536-3067 Email: bbaker@shometech.com	Yes Section 2.2	Communications
Windstream Communications, Inc. Steven Moore 1705 S. Lillian Avenue P.O. Box 180 Bolivar, MO 65613 Phone: (417) 3206-1020 Phone: (417) 599-9233 Email: steven.moore@windstream.com	Yes Section 2.3	Communications
PWSD No. 1 of Butler County Shannon Baker 700 Hwy 142 P.O. Box 1032 Poplar Bluff, MO 63902 Phone: (573) 686-7242 Phone: (573) 429-7436 Email: butlerpswd1@gmail.com	Yes Section 2.4	Water

1.1 The existence and approximate location of utility facilities known to exist, as shown on the plans, are based upon the best information available to the Commission at this time. This information is provided by the Commission "as-is" and the Commission expressly disclaims any representation or warranty as to the completeness, accuracy, or suitability of the information for any use. Reliance upon this information is done at the risk and peril of the user, and the Commission shall not be liable for any damages that may arise from any error in the information. It is, therefore, the responsibility of the contractor to verify the above listing information indicating existence, location, and status of any facility. Such verification includes direct contact with the listed utilities.

2.0 Project Specific Provisions :

2.1 Ozark Border Electric Cooperative has facilities throughout the limits of the project on the west side of existing Route 67 with several overhead crossings. These lines will be relocated to the permanent utility easement on the west side of proposed Route 67. Crossings will be located at County Road 338, approximately station 703+00, and along existing Route 67 at approximately station 755+00. These crossings will connect to existing facilities on the east side of existing Route 67.

2.2 Sho-Me Technologies has facilities on the west side of existing Route 67. These facilities will be relocated to the west Outer Road and will cross Route 67 at County Road 338. No facilities exist south of County Road 338.

2.3 Windstream Communications, Inc. has facilities on the west side of existing Route 67. These facilities will be relocated to the east Outer Road (existing Route 67).

2.4 Public Water Supply District No. 1 of Butler County has existing service connections crossing existing Route 67. These service connections will be disconnected.

I. Supplemental Revisions JSP-18-01CC

Compliance with [2 CFR 200.216 – Prohibition on Certain Telecommunications and Video Surveillance Services or Equipment](#).

The Missouri Highways and Transportation Commission shall not enter into a contract (or extend or renew a contract) using federal funds to procure or obtain equipment, services, or systems that uses covered telecommunications equipment or services as substantial or as critical technology as part of any system where the video surveillance and telecommunications equipment was produced by Huawei Technologies Company, ZTE Corporation, Hytera Communications Corporation, Hangzhou Hikvision Digital Technology Company, or Dahua Technology Company (or any subsidiary or affiliate of such entities).

Stormwater Compliance Requirements

1.0 Description. This provision requires the contractor to provide a Water Pollution Control Manager (WPCM) for any project that includes land disturbance on the project site and the total area of land disturbance, both on the project site, and all Off-site support areas, is one (1) acre or more. Regardless of the area of Off-site disturbance, if no land disturbance occurs on the project site, these provisions do not apply. When a WPCM is required, all sections within this provision shall be applicable, including assessment of specified Liquidated Damages for failure to correct Stormwater Deficiencies, as specified herein. This provision is in addition to any other stormwater, environmental, and land disturbance requirements specified elsewhere in the contract.

1.1 Definitions. The project site is defined as all areas designated on the plans, including temporary and permanent easements. The project site is equivalent to the “permitted site”, as defined in MoDOT’s State Operating Permit. An Off-site area is defined as any location off the project site the contractor utilizes for a dedicated project support function, such as, but not limited to, staging area, plant site, borrow area, or waste area.

1.2 Reporting of Off-Site Land Disturbance. If the project includes any planned land disturbance on the project site, prior to the start of work, the contractor shall submit a written report to the engineer that discloses all Off-site support areas where land disturbance is planned, the total acreage of anticipated land disturbance on those sites, and the land disturbance permit number(s). Upon request by the engineer, the contractor shall submit a copy of its land disturbance permit(s) for Off-site locations. Based on the total acreage of land disturbance, both on and Off-site, the engineer shall determine if these Stormwater Compliance Requirements shall apply. The Contractor shall immediately report any changes to the planned area of Off-site land disturbance. The Contractor is responsible for obtaining its own separate land disturbance permit for Off-site areas.

2.0 Water Pollution Control Manager (WPCM). The Contractor shall designate a competent person to serve as the Water Pollution Control Manager (WPCM) for projects meeting the description in Section 1.0. The Contractor shall ensure the WPCM completes all duties listed in Section 2.1.

2.1 Duties of the WPCM:

- (a) Be familiar with the stormwater requirements including the current MoDOT State Operating Permit for construction stormwater discharges/land disturbance activities; MoDOT's statewide Stormwater Pollution Prevention Plan (SWPPP); the Corps of Engineers Section 404 Permit, when applicable; the project specific SWPPP, the Project's Erosion & Sediment Control Plan; all applicable special provisions, specifications, and standard drawings; and this provision;
- (b) Successfully complete the MoDOT Stormwater Training Course within the last 4 years. The MoDOT Stormwater Training is a free online course available at MoDOT.org;
- (c) Attend the Pre-Activity Meeting for Grading and Land Disturbance and all subsequent Weekly Meetings in which grading activities are discussed;
- (d) Oversee and ensure all work is performed in accordance with the Project-specific SWPPP and all updates thereto, or as designated by the engineer;
- (e) Review the project site for compliance with the Project SWPPP, as needed, from the start of any grading operations until final stabilization is achieved, and take necessary actions to correct any known deficiencies to prevent pollution of the waters of the state or adjacent property owners prior to the engineer's weekly inspections;
- (f) Review and acknowledge receipt of each MoDOT Inspection Report (Land Disturbance Inspection Record) for the Project within forty eight (48) hours of receiving the report and ensure that all Stormwater Deficiencies noted on the report are corrected as soon as possible, but no later than stated in Section 5.0.

3.0 Pre-Activity Meeting for Grading/Land Disturbance and Required Hold Point. A Pre-Activity meeting for grading/land disturbance shall be held prior to the start of any land disturbance operations. No land disturbance operations shall commence prior to the Pre-Activity meeting except work necessary to install perimeter controls and entrances. Discussion items at the pre-activity meeting shall include a review of the Project SWPPP, the planned order of grading operations, proposed areas of initial disturbance, identification of all necessary BMPs that shall be installed prior to commencement of grading operations, and any issues relating to compliance with the Stormwater requirements that could arise in the course of construction activity at the project.

3.1 Hold Point. Following the pre-activity meeting for grading/land disturbance and subsequent installation of the initial BMPs identified at the pre-activity meeting, a Hold Point shall occur prior to the start of any land disturbance operations to allow the engineer and WPCM the time needed to perform an on-site review of the installation of the BMPs to ensure compliance with the SWPPP is met. Land disturbance operations shall not begin until authorization is given by the engineer.

4.0 Inspection Reports. Weekly and post run-off inspections will be performed by the engineer and each Inspection Report (Land Disturbance Inspection Record) will be entered into a web-based Stormwater Compliance database. The WPCM will be granted access to this database and shall promptly review all reports, including any noted deficiencies, and shall acknowledge receipt of the report as required in Section 2.1 (f.).

5.0 Stormwater Deficiency Corrections. All stormwater deficiencies identified in the Inspection Report shall be corrected by the contractor within 7 days of the inspection date or any extended period granted by the engineer when weather or field conditions prohibit the corrective work. If the contractor does not initiate corrective measures within 5 calendar days of the inspection date or any extended period granted by the engineer, all work shall cease on the project except for work to correct these deficiencies, unless otherwise allowed by the engineer. All impact costs related to this halting of work, including, but not limited to stand-by time for equipment, shall be borne by the Contractor. Work shall not resume until the engineer approves the corrective work.

5.1 Liquidated Damages. If the Contractor fails to complete the correction of all Stormwater Deficiencies listed on the MoDOT Inspection Report within the specified time limit, the Commission will be damaged in various ways, including but not limited to, potential liability, required mitigation, environmental clean-up, fines, and penalties. These damages are not reasonably capable of being computed or quantified. Therefore, the contractor will be charged with liquidated damages specified in the amount of \$2,000 per day for failure to correct one or more of the Stormwater Deficiencies listed on the Inspection Report within the specified time limit. In addition to the stipulated damages, the stoppage of work shall remain in effect until all corrections are complete.

6.0 Basis of Payment. No direct payment will be made for compliance with this provision.

Delete Sec 106.9 in its entirety and substitute the following:

106.9 Buy America Requirements.

Buy America Requirements are waived if the total amount of Federal financial assistance applied to the project, through awards or subawards, is below \$500,000.

106.9.1 Buy America Requirements for Iron and Steel.

On all federal-aid projects, the contractor's attention is directed to Title 23 CFR 635.410 *Buy America Requirements*. Where steel or iron products are to be permanently incorporated into the contract work, steel and iron material shall be manufactured, from the initial melting stage through the application of coatings, in the USA except for "minimal use" as described herein. Furthermore, any coating process of the steel or iron shall be performed in the USA. Under a general waiver from FHWA the use of pig iron and processed, pelletized, and reduced iron ore manufactured outside of the USA will be permitted in the domestic manufacturing process for steel or iron material.

106.9.1.1 Buy America Requirements for Iron and Steel for Manufactured items.

A manufactured item will be considered iron and steel if it is "predominantly" iron or steel. Predominantly iron or steel means that the cost of iron or steel content of a product is more than 50 percent of the total cost of all its components.

106.9.2 Any sources other than the USA as defined will be considered foreign. The required domestic manufacturing process shall include formation of ingots and any subsequent process. Coatings shall include any surface finish that protects or adds value to the product.

106.9.3 “Minimal use” of foreign steel, iron or coating processes will be permitted, provided the cost of such products does not exceed 1/10 of one percent (0.1 percent) of the total contract cost or \$2,500.00, whichever is greater. If foreign steel, iron, or coating processes are used, invoices to document the cost of the foreign portion, as delivered to the project, shall be provided and the engineer’s written approval obtained prior to placing the material in any work.

106.9.4 Buy America requirements include a step certification for all fabrication processes of all steel or iron materials that are accepted per Sec 1000. The AASHTO Product Evaluation and Audit Solutions compliance program verifies that all steel and iron products fabrication processes conform to 23 CFR 635.410 Buy America Requirements and is an acceptable standard per 23 CFR 635.410(d). AASHTO Product Evaluation and Audit Solutions compliant suppliers will not be required to submit step certification documentation with the shipment for some selected steel and iron materials. The AASHTO Product Evaluation and Audit Solutions compliant supplier shall maintain the step certification documentation on file and shall provide this documentation to the engineer upon request.

106.9.4.1 Items designated as Category 1 will consist of steel girders, piling, and reinforcing steel installed on site. Category 1 items require supporting documentation prior to incorporation into the project showing all steps of manufacturing, including coating, as being completed in the United States and in accordance with CFR Title 23 Section 635.410 Buy America Requirements. This includes the Mill Test Report from the original producing steel mill and certifications documenting the manufacturing process for all subsequent fabrication, including coatings. The certification shall include language that certifies the following. That all steel and iron materials permanently incorporated in this project was procured and processed domestically and all manufacturing processes, including coating, as being completed in the United States and in accordance with CFR Title 23 Section 635.410.

106.9.4.2 Items designated as Category 2 will include all other steel or iron products not in Category 1 and permanently incorporated in the project. Category 2 items shall consist of, but not be limited to items such as fencing, guardrail, signing, lighting and signal supports. The prime contractor is required to submit a material of origin form certification prior to incorporation into the project from the fabricator for each item that the product is domestic. The Certificate of Materials Origin form ([link to certificate form](#)) from the fabricator must show all steps of manufacturing, including coating, as being completed in the United States and in accordance with CFR Title 23 Section 635.410 Buy America Requirements and be signed by a fabricator representative. The engineer reserves the right to request additional information and documentation to verify that all Buy America requirements have been satisfied. These documents shall be submitted upon request by the engineer and retained for a period of 3 years after the last reimbursement of the material.

106.9.4.3 Any minor miscellaneous steel or iron items that are not included in the materials specifications shall be certified by the prime contractor as being procured domestically. Examples of these items would be bolts for sign posts, anchorage inserts, etc. The certification shall read “I certify that all steel and iron materials permanently incorporated in this project during all manufacturing processes, including coating, as being completed in the United States and in accordance with CFR Title 23 Section 635.410 Buy America Requirements procured and processed domestically in accordance with CFR Title 23 Section 635.410 Buy America

Requirements. Any foreign steel used was submitted and accepted under minor usage". The certification shall be signed by an authorized representative of the prime contractor.

106.9.5 When permitted in the contract, alternate bids may be submitted for foreign steel and iron products. The award of the contract when alternate bids are permitted will be based on the lowest total bid of the contract based on furnishing domestic steel or iron products or 125 percent of the lowest total bid based on furnishing foreign steel or iron products. If foreign steel or iron products are awarded in the contract, domestic steel or iron products may be used; however, payment will be at the contract unit price for foreign steel or iron products.

106.9.6 Buy America Requirements for Construction Materials other than iron and steel materials. Construction materials means articles, materials, or supplies that consist of only one of the items listed. Minor additions of articles, materials, supplies, or binding agents to a construction material do not change the categorization of the construction material. Upon request by the engineer, the contractor shall submit a domestic certification for all construction materials listed that are incorporated into the project.

- (a) Non-ferrous metals
- (b) Plastic and Polymer-based products (including polyvinylchloride, composite building materials, and polymers used in fiber optic cables)
- (c) Glass (including optic glass)
- (d) Fiber optic cable (including drop cable)
- (e) Optical fiber
- (f) Lumber
- (g) Engineered wood
- (h) Drywall

106.9.6.1 Minimal Use allowance for Construction Materials other than iron or steel.

"The total value of the non-compliant products is no more than the lesser of \$1,000,000 or 5% of total applicable costs for the project." The contractor shall submit to the engineer any non-domestic materials and their total material cost to the engineer. The contractor and the engineer will both track these totals to assure that the minimal usage allowance is not exceeded.

106.9.7 Buy America Requirements for Manufactured Products.

Manufactured products means:

- (a) Articles, materials, or supplies that have been:
 - (i) Processed into a specific form and shape; or
 - (ii) Combined with other articles, materials, or supplies to create a product with different properties than the individual articles, materials, or supplies.
- (b) If an item is classified as an iron or steel product, a construction material, or a section 70917(c) material under § 184.4(e) and the definitions set forth in this section, then it is not a manufactured product. However, an article, material, or supply classified as a manufactured product under § 184.4(e) and paragraph (1) of this definition may include components that are construction materials, iron or steel products, or section 70917(c) materials.

106.9.7.1 Manufactured products are exempt from Buy America requirements. To qualify as a manufactured product, items that consist of two or more of the listed construction materials that have been combined together through a manufacturing process, and items that include at least

one of the listed materials combined with a material that is not listed through a manufacturing process, should be treated as manufactured products, rather than as construction materials.

106.9.7.2 Manufactured items are covered under a general waiver to exclude them from Buy America Requirements. To qualify for the exemption the components must comprise of 55% of the value of materials in the item. The final assembly must also be performed domestically.

Pavement Marking Paint Requirements for Standard Waterborne and Temporary

1.0 Description. High Build acrylic waterborne pavement marking paint shall be used in lieu of standard acrylic waterborne pavement marking paint for all Standard Waterborne Pavement Marking Paint items and all Temporary Pavement Marking Paint items. Paint thickness, bead type, bead application rate, retroreflectivity requirements, and all other specifications shall remain as stated in the Missouri Standard Specifications for Highway Construction, except as otherwise amended in the contract documents.

2.0 Material Requirements. Material requirements for Sec 620.20.2.5 Standard Waterborne Paint, and Sec 620.10.2 Temporary Pavement Marking Paint shall be per Sec 1048.20.1.2 High Build Acrylic Waterborne Pavement Marking Paint.

J. Quality Management NJSP-15-22

1.0 Quality Management. The contractor shall provide Quality Management as specified herein to ensure the project work and materials meets or exceeds all contract requirements.

1.1 The contractor shall provide Quality Control (QC) of the work and material, as specified herein, to ensure all work and material is in compliance with contract requirements. QC staff shall perform and document all inspection and testing. The QC inspectors and testers may be employed by the contractor, sub-contractor, or a qualified professional service provided by the contractor.

1.2 The engineer will provide Quality Assurance (QA) inspection. The role of QA is to verify the performance of QC and provide confidence that the product will satisfy given requirements for quality.

1.3 The contractor shall designate a person to serve as the project Quality Manager (QM). The QM shall be knowledgeable of standard testing and inspection procedures for highway and bridge construction, including a thorough understanding of the Missouri Standard Specifications. The QM shall be responsible for the implementation and execution of the Quality Management Plan and shall oversee all QC responsibilities, including all sub-contract work. The QM shall be the primary point of contact for all quality related issues and responsibilities, and shall ensure qualified QC technicians and inspectors are assigned to all work activities. The QM should be separate from the manager of the work activities to effectively manage a QC program.

1.4 Any QC personnel determined in sole discretion of the engineer to be incompetent, derelict in their duties, or dishonest, shall at a minimum be removed from the project. Further investigation will follow with a stop work notification to be issued until the contractor submits a corrective action report that meets the approval of the engineer.

2.0 Quality Management Plan. The contractor shall develop, implement and maintain a Quality Management Plan (QMP) that will ensure the project quality meets or exceeds all contract requirements, and provides a record for acceptance of the work and material. A sample QMP, which shows minimum requirements, is provided on the MoDOT website at: www.modot.org/quality.

2.1 The QMP shall address all QC inspection and testing requirements of the work as described herein. A draft QMP shall be submitted to the Resident Engineer for review at least two weeks prior to the pre-construction conference. An approved QMP is required at least two weeks prior to the start of work, unless otherwise allowed by the engineer. Physical work on the project shall not begin prior to approval of the QMP by the engineer.

2.2 The approved QMP shall be considered a contract document and any revisions to the QMP will require approval from the engineer.

2.3 The following items shall be included in the Quality Management Plan:

- a) Organizational structure of the contractor's project management, production staff, and QC staff, specific to this project.
- b) Name, qualifications and job duties of the Quality Manager.
- c) A list of all certified QC testers who will perform QC duties on the project, including sub-contract work, and the tests in which they are certified.
- d) A list of all QC inspectors who will perform QC inspection duties on the project, including sub-contract work, and the areas of inspection that they will be assigned.
- e) A procedure for verifying documentation is accurate and complete as outlined in Section 3.
- f) A procedure describing QC Inspections as outlined in Section 4.
- g) A procedure describing QC Testing, as outlined in Section 5, including a job specific Inspection and Test Plan (ITP).
- h) A procedure describing Material Receiving as outlined in Section 6.
- i) A list of Hold Points that are not included in the checklist forms, as outlined in Section 8.
- j) A procedure for documenting and resolving Non-Conforming work as outlined in Section 9.
- k) A procedure for tracking and documenting revisions to the QMP.
- l) A list of any approved changes to the Standard Specifications or ITP, including a reference to the corresponding change order.
- m) Format for the Weekly Schedule and Work Plans as outlined in Section 10, including a list of activities that will require pre-activity meetings.

3.0 Project Documentation. The contractor shall establish a Document Control Procedure for producing and uploading the required Quality Management documents to a MoDOT-provided server. The document management software used by MoDOT is Microsoft SharePoint®. Contractors do not need to purchase Microsoft SharePoint®, however, it is recommended that new users acquire some basic training to better understand how to use this software. MoDOT does not provide the software training, but there are several online vendors who do. Contractors are required to use Microsoft Excel® and Microsoft Word® with some documents.

3.1 The contractor shall utilize the file structure and file naming convention provided by MoDOT. A sample file structure is available on the MoDOT website.

3.2 Documents (standard forms, reports, and checklists) referenced throughout this provision are considered the minimum documentation required. They shall be obtained from MoDOT at the following web address: www.modot.org/quality. The documents provided by MoDOT are required to be used in the original format, unless otherwise approved by the engineer. Any alteration to these forms shall be approved by the engineer.

3.3 Timely submittal of the required documents to the MoDOT document storage location is essential to ensure payment can be processed for the completed work. Submittal of the documents is required within 12 hours of the work shift that the work was performed, or on a document-specific schedule approved by the engineer and included in the QMP.

3.4 The contractor shall establish a verification procedure that ensures all required documents are submitted to the engineer within the specified time, and prior to the end of each pay period for the work that was completed during that period. Payment will not be made for work that does not include all required documents. Minimum documents that might be required prior to payment include: Test Reports, Inspection Checklists, Materials Receiving Reports, and Daily Inspection Reports.

3.5 The contractor shall perform an audit at project closeout to ensure the final collection of documents is accurate and complete.

4.0 Quality Control Inspections. The QMP shall identify a procedure for performing QC inspections. QC inspections shall be performed for all project activities to ensure the work is in compliance with the contract, plans and specifications.

4.1 The QM shall identify the QC inspectors assigned to each work activity. The QC inspectors shall inspect the work to ensure the work is completed in accordance with the plans and specifications, and shall document the inspection by completing the required inspection checklists, forms, and reports provided by MoDOT. Depending on the type of work, the checklists may be necessary daily, or they may follow a progressive work process. The frequency of each checklist shall be stated in the QMP. The contractor may propose alternate versions of checklists that are more specific to the work.

4.2 A Daily Inspection Report (DIR) is required to document pertinent activity on the project each day. This report shall include a detailed diary that describes the work performed as well as observations made by the inspection staff regarding quality control. The report shall include other items such as weather conditions, location of work, installed quantities, tests performed, and a list of all subcontractors that performed work on that date. The report shall include the full name of the responsible person who filled out the report and shall be digitally signed by an authorized contractor representative.

4.3 External fabrication of materials does not require further QC inspection if the product is currently under MoDOT inspection or an approved QC/QA program. QC inspection and testing required in the production of concrete for the project shall be the responsibility of the contractor.

4.4 The contractor shall measure, and document on the DIR, the quantity for all items of work that require measurement. Any calculations necessary to support the measurement shall be included with the documentation. The engineer will verify the measurements prior to final payment.

5.0 Quality Control Testing. The QMP shall identify a procedure for QC testing. The contractor shall perform testing of the work at the frequency specified in the Inspection and Test Plan (ITP).

5.1 MoDOT will provide a standard ITP and the contractor shall modify it to include only the items of work in the contract, including adding any Job Special Provision items. The standard ITP is available on the MoDOT website at www.modot.org/quality. The contractor shall not change the specifications, testing procedures, or the testing frequencies, from the standard ITP without approval by the engineer and issuance of a change order.

5.2 Test results shall be recorded on the standard test reports provided by the engineer, or in a format approved by the engineer. Any test data shall be immediately provided to the engineer upon request at any time, including prior to the submission of the test report.

5.3 The contractor shall ensure that all personnel who perform sampling and/or testing are certified by the MoDOT Technician Certification Program or a certification program that has been approved by MoDOT for the sampling and testing they perform.

5.4 If necessary, an independent third party will be used to resolve any significant discrepancies between QC and QA test results. All dispute resolution testing shall be performed by a laboratory that is accredited in the AASHTO Accreditation Program in the area of the test performed. The contractor shall be responsible for the cost to employ the third party laboratory if the third party test verifies that the QA test was accurate. The Commission shall be responsible for the cost if the third party test verifies that the QC test was accurate.

6.0 Material Receiving. The QMP shall identify a procedure for performing material receiving. Standard material receiving forms will be provided by the engineer.

6.1 The procedure shall address inspections for all material delivered to the site (excluding testable material such as concrete, asphalt, aggregate, etc.) for general condition of the material at the time it is delivered. The material receiving procedure shall record markings and accompanying documentation indicating the material is MoDOT accepted material (MoDOT-OK Stamp, PAL tags, material certifications, etc.).

6.2 All required material documentation must be present at the time of delivery. If the material is not MoDOT accepted, the contractor shall notify the engineer immediately and shall not incorporate the material into the work.

7.0 Quality Assurance. The engineer will perform Quality Assurance inspection and testing (QA) to verify the performance of QC inspection and testing. The frequency of the QA testing will be as shown in the ITP, but may be more frequent at the discretion of the engineer. The

engineer will record the results of the QA testing and inspection and will inform the contractor of any known discrepancies.

7.1 QA is responsible for verifying the accuracy of the final quantity of all pay items in the contract. This includes taking measurements on items that require measurement and other items that are found to have appreciable errors.

7.2 QA inspection and test results shall not be used as a substitute for QC inspection and testing.

7.3 QA will be available for Hold Point inspections at the times planned in the Weekly Schedule. The inspections may be re-scheduled as needed, but a minimum 24-hour advance notification from the contractor is required unless otherwise approved by the engineer.

8.0 Hold Points. Hold Points are events that require approval by the engineer prior to continuation of work. Hold Points occur at definable stages of work when the succeeding work depends on a QA review of the preceding work before work can continue.

8.1 A list of minimum Hold Points will be provided by the engineer and shall be included in the QMP. The engineer may make changes to the Hold Point list at any time.

8.2 Prior to all Hold Point inspections, QC shall provide the engineer with the Daily Inspection Reports, Inspection Checklists, Test Reports, and Material Receiving Reports for the work performed leading up to the Hold Point. If the engineer identifies any corrective actions needed during a Hold Point inspection, the corrections shall be completed prior to continuing work. The engineer may require a new Hold Point to be scheduled if the corrections require a follow-up inspection.

9.0 Non-Conformance Reporting. Non-conformance reports shall be issued by the contractor for work that does not meet the contract requirements. Non-conforming work includes work, testing, materials, and processes that do not meet contract requirements. The contractor shall establish a procedure for identifying and resolving non-conforming work as well as tracking the status of the reports.

9.1 Contractor QC staff or production staff should identify non-conforming work and document the details on the Non-Conformance Report form provided by MoDOT. QA staff may also initiate a non-conformance report.

9.2 In-progress work that does not meet the contract requirements may not require a non-conformance report if production staff is aware of the issue and corrects the problem during production. QC or QA may issue a non-conformance report for in-progress work when documentation of the deficiency is considered beneficial to the project record.

9.3 The contractor shall propose a resolution to the non-conforming work. Acceptance of a resolution by the engineer is required before closure of the non-conformance report.

9.4 For recurring non-conformance work of the same or similar nature, a written Corrective Action Request will be issued by QC or QA. The contractor shall then establish a procedure for tracking the corrective action from issuance of the request to implementation of the solution. Approval from the engineer is required prior to implementation of the proposed corrective action.

The contractor shall notify the engineer after the approved corrective action has been implemented.

10.0 Work Planning and Scheduling. The contractor shall include Quality Management in all aspects of the work planning and scheduling. This shall include providing a Weekly Schedule, a Work Plan for each work activity, and holding pre-activity meetings for each new activity.

10.1 A Weekly Schedule shall be provided to the engineer each week that outlines the planned project activities for the following two-week period. This schedule shall include all planned work, identification of all new activities, traffic control events, and requested Hold Point inspections for the period. Planned quantity of materials, along with delivery dates should also be included in the schedule.

10.2 A Work Plan shall be submitted to the engineer at least one week prior to the pre-activity meeting. The Work Plan shall include the following: a safety plan, list of materials to be used, work sequence, defined responsibilities for QC testing and inspection personnel, and stages of work that will require Hold Point inspections.

10.3 A pre-activity meeting is required prior to the start of each new activity. The purpose of this meeting is to discuss details of the Work Plan and schedule, including all safety precautions. Those present at the meeting shall include: the production supervisor for the activity, the Quality Manager, QC inspection and testing staff, and QA. The Quality Manager will review the defined responsibilities for QC testing and inspection personnel and will address any quality issues with the production staff. Attendees may join the meeting in person or by phone or video conference.

11.0 Basis of Payment. Payment for all costs associated with developing, implementing and maintaining the Quality Management Plan, providing Quality Control inspection and testing, and all other costs associated with this provision, will be considered included in the unit price of each contract item. No direct pay will be made for this provision.

K. MoDOT's Construction Workforce Program NJSP-15-17A

1.0 Description.

1.1 Projects utilizing federal funds include contract provisions for minority and female workforce utilization in the various trade crafts used to complete construction contracts. These federal contract workforce goals are described in the section labeled "Notice of Requirement for Affirmative Action to Ensure Equal Employment Opportunity". These goals are included in all MoDOT federal aid contracts and are under the authorization and enforcement of the U.S. Department of Labor (US DOL).

1.2 The Federal workforce requirement (Goals – TABLE 1) is authorized in 41 CFR Part 60-4 and Executive Order 11246 which set Equal Employment Opportunity goals with Affirmative Action requirements.

1.3 The required federal aid workforce provisions noted above, coupled with the following additional contract provisions, constitute MoDOT's Construction Workforce Program herein called Program.

1.4 This provision does not require pre-qualification nor is it a condition of award.

1.5 The Program does not eliminate or limit any actions the US DOL may take in relation to this contract's federal provisions.

1.6 The Program goals included in the contract are separate from any Disadvantaged Business Enterprise (DBE) or On-The-Job (OJT) training provision that may be included as contract provisions. DBE and OJT goals may or may not be included in a contract based on the individual size of contracts, type of contract work, anticipated length of contract, available and willing resources or other reasons.

1.7 Contractor, for the purpose of this provision, means the prime contractor and any and all subcontractors.

1.8 It is expected that the contractor recognizes the construction workforce goals for both minority and female workers in the project's county and make efforts to attain those goals, if possible, through the existing workforce makeup of the prime (including subcontractors) that will be on the project and/or through hiring opportunities that may arise for the project. However, it is not the intent of this provision to compel any contractor to displace existing workforce or move workers around to just meet the workforce goals.

1.9 If the contractor's existing Missouri construction workforce meets or exceeds the federal workforce goals established in Table 1, then the OJT goal (Training Provision) if included in the contract, does not be apply.

1.10 Contractor's Workforce Plan. The Contractor shall submit its Workforce Plan a minimum of 1 week before construction starts. One plan shall be submitted for the project that shall include the cumulative planned workforce of the prime and subcontractor(s). The contractor shall prepare the plan, for total minority and female utilization, regardless of the craft. The Engineer will provide the Contractor with comments regarding their Workforce Plan prior to the start of construction. Once work starts, all monthly reporting shall include the craft of each worker reported. If the contractor's plan includes project manager, direct project support roles, project testers or other project professionals, these designations should also be included in addition to the workers designated by craft such as laborer, operator, carpenter, ironworker and others.

1.11 The plan accepted by the engineer before the start of construction will be the effort expected of the prime contractor to maintain during the life of the project.

1.12 If the contractors planned project workforce plan (including OJT hours if included in the contract) is short of the goals included in Table 1, there is opportunity for the contractor to receive a reimbursement of \$10.00 / hour for any new project minority and female hires needed through the remainder of the project. The reimbursement is applicable to work that qualifies for prevailing wage under the federal Davis-Bacon Act, 40 U.S.C. §§ 3141–3148, in accordance with an approved workforce plan. Any reimbursement must be pre-approved by the Engineer. The reimbursement is provided as a remedy to the contractor and as an aid in the long-term growth of experienced persons in the building of roads and bridges in Missouri. The contractor shall manage the plan through the life of the project as described in the plan or as modified, in coordination with the Engineer. The total amount available per project is not capped.

1.13 The Contractor's workforce plan may include existing construction support and

professional services staff.

2.0 Forms and Documentation. The bidder must submit the following documents if awarded the contract:

Cumulative Workforce Utilization Reports. This report is contract specific. One report shall be submitted to the Engineer by the 15th of each month. The report will be used to report the total workforce compliance data for the prime contractor and all subcontractors retained by the contractor on the Commission's construction contract. The reporting shall include the workforce hours per each craft broken down by gender and ethnicity. Construction Support, testing and other professional services hours shall be included as these hours are part of the overall plan. The report will include the previous month's hours worked for the project. For projects less than 60 days in length, only one report with total hours worked by classification is required at substantial completion of construction.

3.0 Methods for Securing Workforce Participation and Good Faith Efforts.

3.1 *By submitting a bid, the Bidder agrees, as a material term of the contract, to carry out MoDOT's Construction Workforce Program by making good-faith efforts to utilize minority and female workers on the contractor's job sites to the fullest extent consistent with submitting the lowest bid to MoDOT. The Bidder shall agree that the Program is incorporated into this document and agree to follow the Program. If a bidder is unable to meet the workforce goals at the time of bid, it shall be required to objectively demonstrate to MoDOT that the goals have been met or demonstrate a good faith effort has been made with the level of effort submitted prior to the start of construction.*

3.2 The Engineer, through consultation with MoDOT's External Civil Rights (ECR's) Division, may determine that the contractor has demonstrated that good-faith efforts to secure minority and female participation have been made.

3.3 In evaluating good-faith efforts, the ECR's Division will take into consideration the affirmative actions listed in the Federal Provisions (including provisions of Executive Order 11246).

3.4 MoDOT's Program allows the contractor flexibility to implement a project specific workforce and improve the diversity of their existing workforce that can be utilized across various areas of the state to meet future MoDOT Program goals and Federal Provisions.

3.5 If the contractor's approved plan changes during the project and/or the available workforce changes from what is approved at any time, it is the contractor's responsibility to remedy, in coordination with MoDOT's ECR Division, the conditions as outlined and made available through this provision.

4.0 Compliance Determination. (Required with project closeout) All documentation and on-site information will be reviewed by MoDOT's ECR Division in making a determination of whether the contractor made sufficient good faith efforts to meet the compliance with MoDOT's Construction Workforce Program.

5.0 Liquidated Damages. If the contractor elects to not submit a workforce plan prior to work starting or fails to fulfill their workforce plan committed to prior to the start of construction, the contractor will be required to establish a good-faith effort determination, as to why either of

these events occurred. MoDOT may sustain damages, the exact extent of which would be difficult or impossible to ascertain, as this impacts the cost of future road and bridge construction. Therefore, in order to liquidate those damages, MoDOT shall be entitled, at its sole discretion, to deduct and withhold the following amounts: **The sum of one thousand five hundred (\$1,500)**

6.0 Administrative Reconsideration. The contractor shall be offered the opportunity for administrative reconsideration upon written request related to findings and/or actions determined by MoDOT's ECR's Division. The Administrative Reconsideration Committee shall be composed of individuals not involved in the original MoDOT determination(s).

7.0 Available Pre-Apprentice Training Programs. The Commission has established a labor force recruiting program intended to assist contractors in identifying, interviewing and hiring qualified job applicants. MoDOT strongly encourages the hiring of individuals from the MoDOT funded pre-apprentice training programs.

8.0 Independent Third-Party Compliance Monitor (Monitor). MoDOT may utilize a monitor that will be responsible for tracking the project's workforce utilization for the information the contractor submits. The contractor and its subcontractors shall allow the monitor access to their reports, be available to answer the monitor's questions and allow the monitor to access to the site and to contractor and subcontractor employees. The monitor shall abide by the contractor's project site protocols.

9.0 Regional Diversity Council (Council). (Applicable to the Kansas City and St. Louis District regions only) The Council shall consist of local community leaders, leadership of local construction trades, MoDOT staff, Industry representation, and a representative(s) from the Federal Highway Administration. The Council will meet quarterly and evaluate the workforce activity per each project according to the following criteria:

- a. Review monthly workforce reports.
- b. Review progress toward the stated project workforce program.
- c. Review findings of Administrative Reconsideration hearings.
- d. Recommend *other* workforce actions to MoDOT.

10.0 Federal Workforce Goals.

Female Participation for Each Trade is 6.9% Statewide for Missouri.

Minority Participation for Each Trade is shown below in Table 1.

TABLE 1:

County	Goal (Percent)	County	Goal (Percent)
Adair	4	Linn	4
Andrew	3.2	Livingston	10
Atchison	10	McDonald	2.3
Audrain	4	Macon	4
Barry	2.3	Madison	11.4
Barton	2.3	Maries	11.4
Bates	10	Marion	3.1

Benton	10	Mercer	10
Bollinger	11.4	Miller	4
Boone	6.3	Mississippi	11.4
Buchanan	3.2	Moniteau	4
Butler	11.4	Monroe	4
Caldwell	10	Montgomery	11.4
Callaway	4	Morgan	4
Camden	4	New Madrid	26.5
Cape Girardeau	11.4	Newton	2.3
Carroll	10	Nodaway	10
Carter	11.4	Oregon	2.3
Cass	12.7	Osage	4
Cedar	2.3	Ozark	2.3
Chariton	4	Pemiscot	26.5
Christian	2	Perry	11.4
Clark	3.4	Pettis	10
Clay	12.7	Phelps	11.4
Clinton	10	Pike	3.1
Cole	4	Platte	12.7
Cooper	4	Polk	2.3
Crawford	11.4	Pulaski	2.3
Dade	2.3	Putnam	4
Dallas	2.3	Ralls	3.1
Daviess	10	Randolph	4
DeKalb	10	Ray	12.7
Dent	11.4	Reynolds	11.4
Douglas	2.3	Ripley	11.4
Dunklin	26.5	St. Charles	14.7
Franklin	14.7	St. Clair	2.3
Gasconade	11.4	St. Francois	11.4
Gentry	10	Ste. Genevieve	11.4
Greene	2	St. Louis City	14.7
Grundy	10	St. Louis County	14.7
Harrison	10	Saline	10
Henry	10	Schuyler	4
Hickory	2.3	Scotland	4
Holt	10	Scott	11.4
Howard	4	Shannon	2.3
Howell	2.3	Shelby	4
Iron	11.4	Stoddard	11.4
Jackson	12.7	Stone	2.3
Jasper	2.3	Sullivan	4
Jefferson	14.7	Taney	2.3
Johnson	10	Texas	2.3
Knox	4	Vernon	2.3

Laclede	2.3	Warren	11.4
Lafayette	10	Washington	11.4
Lawrence	2.3	Wayne	11.4
Lewis	3.1	Webster	2.3
Lincoln	11.4	Worth	10
		Wright	2.3

**STANDARD FEDERAL EQUAL EMPLOYMENT OPPORTUNITY CONSTRUCTION
 CONTRACT SPECIFICATIONS (EXECUTIVE ORDER 11246)**

This contractor and subcontractor shall abide by the requirements of 41 CFR 60-1.4(a), 60-300.5(a) and 60-741.5(a). These regulations prohibit discrimination against qualified individuals based on their status as protected veterans or individuals with disabilities, and prohibit discrimination against all individuals based on their race, color, religion, sex, sexual orientation, gender identity or national origin. Moreover, these regulations require that covered prime contractors and subcontractors take affirmative action to employ and advance in employment individuals without regard to race, color, religion, sex, sexual orientation, gender identity, national origin, disability or veteran status.

As used in these specifications:

"Minority" includes;

- (i) Black (all person having origins in any of the Black African racial groups not of Hispanic origin);
- (ii) Hispanic (all persons of Mexican, Puerto Rican, Cuban, Central or South American or other Spanish Culture or origin, regardless of race);
- (iii) Asian and pacific islander (all persons having origins in any of the original peoples of the Far East, southeast Asia, the Indian Subcontinent, or the Pacific Islands; and
- (iv) American Indian or Alaskan Native (all persons having origins in any of the original peoples of North American and maintaining identifiable tribal affiliations through membership and participation or community identification).

L. Removal and Delivery of Existing Signs JSP-12-01C

1.0 Description. All Commission-owned signs removed from the project shall be disassembled, stored, transported, and disposed of as specified herein. Sign supports, structures and hardware removed from the project shall become the property of the contractor.

2.0 Disassembly and Delivery.

2.1 All Commission-owned signs, (excluding abandoned billboard signs), designated for removal in the plans, or any other signs designated by the Engineer, shall be removed from the sign supports and structures, disassembled, stored, transported, and delivered by the contractor to the recycling center for destruction.

2.2 The contractor shall coordinate and make arrangements with the recycling center for delivery of the signs. Sign panels shall be disassembled and/or cut into sizes as required by the recycling center.

2.3 The contractor shall provide the Engineer with a "Sign Delivery Certification" attesting to completion of delivery of all existing sign material from the project to the recycler. In addition, the contractor shall provide to the Engineer a final "Sign Certification of Destruction" from the recycler that documents the total pounds of scrap sign material received from the project and attests that all such material will not be re-purposed and will be destroyed in a recycling process. The contractor can locate the required certification statements from the Missouri Department of Transportation website:

<https://www.modot.org/forms-contractor-use>

2.4 Funds received from the disposal of the signs from the recycling center shall be retained by the Contractor.

3.0 Basis of Payment. All costs associated with removing, disassembling and/or cutting, storing, transporting, and disposing of signs shall be considered as completely covered by the contract unit price for Item No. 202-20.10, "Removal of Improvements", per lump sum.

M. Disposition of Existing Signal/Lighting and Network Equipment JSP-15-05A

1.0 Description. All controllers, cabinets, cabinet equipment, network equipment, DMS equipment, antennas, radios, modems, and other equipment noted in the plans shall be removed by the contractor and delivered to the following location:

Sikeston Signal Shop Log
111 Edwards St. Sikeston 63801
Contact: Chris Medley
Traffic Supervisor
Phone: 417-252-0631

2.0 Signal Equipment. All equipment other than network communication devices noted in 3.0 are to be transported to the address listed above. The contractor shall notify the Commission's representative 24 hours prior to each delivery by calling the phone number listed above and ask for the field traffic supervisor.

3.0 Network Communication Devices. Devices such as CCTV cameras and domes, video encoders, device servers, Ethernet switches, media converters, and radio assemblies are to be transported to the address listed below. The contractor shall notify the Commission's representative 24 hours prior to each delivery by calling phone number listed below and providing details for the delivery.

Sikeston Signal Shop Log
111 Edwards St. Sikeston 63801
Contact: Chris Medley
Traffic Supervisor
Phone: 417-252-0631

4.0 The contractor shall exercise reasonable care in the handling of the equipment during the removal and transportation. Should any of the equipment be damaged by the contractor's negligence, it shall be replaced at the contractor's expense. The contractor shall dispose of any other equipment. Delivery shall be within 2 working days of removal. All items returned shall be tagged with the date removed, project number and location/intersection.

5.0 Basis of Payment. Payment for removal, handling and transportation of all equipment specified shall be considered completely covered by the contract unit price for 202-20.10, Removal of Improvements, per lump sum.

N. Alternates for Pavements JSP-96-04G

1.0 Description. This work shall consist of a pavement composed of either portland cement concrete or asphaltic concrete, constructed on a prepared subgrade in accordance with the standard specifications and in conformity with the lines, grades, thickness and typical cross sections shown on the plans or established by the engineer.

1.1 Separate pay items, descriptions and quantities are included in the itemized proposal for each of the alternates. The bidder shall only bid one of the alternates and leave the contract unit price column blank for any pay item listed for any other alternate. If the bidder leaves any value in the unit price column for another alternate other than the one they are bidding, the bid will be rejected.

2.0 Mainline Pavements

2.0.1 A sum of \$948,500 will be added by the Commission to the total bid using an asphalt alternate for the Mainline (Alternate A) pavement for bid comparison purposes to factor in life cycle cost analysis of the roadway. The additional amount added will not represent any additional payment to be made to the successful bidder and is used only for determining the low bid.

2.0.2 A sum of \$20,200 will be added by the Commission to the total bid using an asphalt alternate for the Outer Road (Alternate E) pavement for bid comparison purposes to factor in life cycle cost analysis of the roadway. The additional amount added will not represent any additional payment to be made to the successful bidder and is used only for determining the low bid.

2.1 A2 Shoulders

2.1.1 A sum of \$155,400 will be added by the Commission to the total bid using an asphalt A2 Shoulder alternate for the Mainline Shoulders (Alternate C) pavement for bid comparison purposes to factor in life cycle cost analysis of the roadway. The additional amount added will not represent any additional payment to be made to the successful bidder and is used only for determining the low bid.

2.2 The quantities shown for each alternate reflect the total square yards of pavement surface designated for alternate pavement types as computed and shown on the plans. No additional payment will be made for asphaltic concrete mix quantities to construct the required 1:1 slope along the edge of the pavement, or for tack applied between lifts of asphalt.

2.3 The grading shown on the plans was designed for the thinner concrete pavement alternate.

2.4 Pavement alternates composed of Portland cement concrete shall have contrast pavements for intermittent markings (skips), dotted lines, and solid intersection lane lines. The pavement markings shall comply with Sec 620. No additional payment will be for the contrast pavement markings.

3.0 Method of Measurement. The quantities of concrete pavement will be measured in accordance with Sec 502.14. The quantities of asphaltic concrete pavement will be measured in accordance with Sec 403.22.

4.0 Basis of Payment. The accepted quantity of the chosen alternate and other associated items will be paid for at the unit price for each of the appropriate pay items included in the contract.

4.1 For projects with previously graded roadbeds, any additional quantities required to bring the roadway subgrade to the proper elevation will be considered completely covered by the pay item for Subgrading and Shouldering.

4.2 For projects with grading in the contract, there will be no adjustment of the earthwork quantities due to adjusting the roadway subgrade for alternate pavements.

O. Temporary Long-Term Rumble Strips JSP-13-04C

1.0 Description. The work shall include furnishing, installing, maintaining, and removing long-term rumble strips, as shown in the plans, or as designated by the engineer.

2.0 Material.

2.1 The long-term rumble strips shall be 10 feet to 12 feet in length, fabricated from a polymer material, and be orange in color.

2.2 The long-term rumble strips shall have a minimum width of 4 inches, but no greater than 6 inches. The long-term rumble strips shall have a minimum thickness of 0.25 inch, but no greater than 0.50 inch.

2.3 The long-term rumble strips shall have a pre-applied adhesive backing for securing to the asphalt or concrete roadway surface.

3.0 Construction. Long-term rumble strips layout and spacing shall be in accordance with the plans or as approved by the engineer. The long-term rumble strips shall be installed and removed in accordance with manufacturer's recommendation. The contractor shall monitor and repair, and maintain if necessary the long-term rumble strips until removed.

3.1 Each set shall consist of five individual strips spaced ten to twelve feet on center.

3.2 The long-term rumble strips removal process shall not damage the roadway surface. If any damage occurs to the pavement during the removal of long-term rumble strips, the contractor shall replace or repair the damaged pavement at no cost to the Commission.

4.0 Method of Measurement. Measurement of long-term rumble strips will be per each complete set of five strips.

5.0 Basis of Payment. The accepted quantity of Temporary Long-Term Rumble Strips sets will be paid for at the contract unit price for 616-20.02, Temporary Long-Term Rumble Strips, per each set. The long-term rumble strips unit bid price shall include the cost of all labor, equipment, and materials to install, maintain, and remove the rumble strips.

P. Temporary Optional Pavement and Base

1.0 Description. This work shall consist of a temporary pavement composed of either Portland cement concrete or asphaltic concrete and temporary base of Type 1 Aggregate Base constructed on a prepared subgrade. This work shall be performed in accordance with the standard specifications and as shown on the plans or established by the engineer.

2.0 The quantities shown reflect the total square yards of pavement surface designated for each pavement type as computed and shown on the plans.

2.1 No additional payment will be made for asphaltic concrete mix quantities to construct the required 1:1 slope along the edge of the pavement, or for tack applied between lifts of asphalt.

2.2 No additional payment will be made for aggregate base quantities outside the limits of the final surface area as computed and shown on the plans.

2.3 The contractor shall comply with Sections 401 through 403 for the asphalt option and Sections 501 and 502 for the concrete option.

2.4 Pavement options composed of Portland cement concrete shall have contrast pavement marking for intermittent markings (skips), dotted lines, and solid intersection lane lines. The pavement markings shall be in accordance with Section 620. No additional payment will be made for the contrast pavement markings.

2.5 Grading and earthwork need to construct the pavement is considered incidental to the cost of the temporary pavement. See plans for details.

2.6 Removal of temporary pavement and establishment of final grade lines is included in payment for the work.

3.0 Method of Measurement. The quantities of concrete pavement will be measured in accordance with Section 502.14. The quantities of asphaltic concrete pavement will be measured in accordance with Section 403.22.

4.0 Basis of Payment. The accepted quantity of the chosen option will be paid for by the contract unit bid price for Item 401-99.05, "Misc. Temporary Optional Pavement & Base", per square yard.

Q. Temporary Pavement Marking Removal

1.0 Description. This work will include removing temporary pavement markings as shown on the traffic control plans.

2.0 Construction Requirements. This work shall conform to Section 620.50 of the Standard Specifications, latest edition. In addition, the contractor will not be allowed to diamond grind; waterblasting or shotblasting are the preferred removal methods.

3.0 Basis of Payment. Temporary pavement marking removal shall be incidental to the cost of each of the associated temporary pavement marking pay items shown on the contract plans.

R. Rigid Geogrid to Enhance Aggregate Base or to Enhance Rock Base NJSP-18-11B

1.0 Description. This work shall consist of furnishing and installing rigid geogrid base reinforcement, over a separation geotextile, on a prepared subgrade prior to the placement of the aggregate base or rock base as shown in the plans or as directed by the engineer.

2.0 Materials. The rigid geogrid shall be manufactured from a punched and drawn polypropylene sheet integrally formed into a biaxial or triaxial grid structure designed to provide significant mechanical interlock with the aggregate material being reinforced. The rigid geogrid structure shall be dimensionally stable to retain its reinforcement and interlock capabilities under repeated dynamic loads while in service and shall have high resistance to damage during construction, ultraviolet degradation, and all naturally encountered forms of chemicals, alkalis, acids, and biological degradation encountered in the materials being reinforced. Woven or flexible geogrids will not be allowed. A separation geotextile meeting the requirements of Sec 1011.3.4 shall be used in conjunction with the rigid geogrid. All aggregate base shall comply with Sec 304 and all rock base shall comply with Sec 303.

2.1 Physical Properties. The rigid geogrid shall meet the following properties:

Property	Test Method	Units	Geogrid Requirements ¹	
			MD	XMD
Rigid Geogrid Type	Observed	Punched & Drawn Polypropylene		
Aperture Shape	Observed	Equilateral Triangular, Rectangle, or Square		
Minimum Roll Width	Observed	feet	9	
Minimum Index Properties (Unless indicated otherwise)				
Rib Thickness	Observed	inch	0.05	0.05
Maximum Aperture Dimensions ^{6,7}	Calipered	inch	1.3	1.3
Tensile Strength @ 2 % Strain	ASTM D6637	lbs/ft	410	620
Tensile Streingth @ 5 % Strain	ASTM D6637	lbs/ft	810	1340
Ultimate Tensile Strength	ASTM D6637	lbs/ft	1310	1970
Structural Integrity				
Junction Efficiency ²	ASTM D7737 Method A	Percent	93	
Flexural Stiffness ³	ASTM D7748	mg-cm	750,000	
Aperture Stability ⁴	GRI GG9	m-N/deg	0.65	

Durability			
Resistance to Installation Damage ⁵	ASTM D 6637	%SC / %SW / %GP	95 / 93 / 90
UV Resistance @ 500 hours	ASTM D 4355	Percent	100
Resistance to Chemical Degradation	EPA 9090 Emersion Testing	Percent	100

Notes:

1. Minimum Average Roll Values (MARVs) determined in accordance with ASTM 4759, unless indicated otherwise. MD = Machine Direction; XMD = Cross-Machine Direction
2. Load transfer capability expressed as a percentage of ultimate tensile strength.
3. Resistance to bending force determined in accordance with ASTM D7748, using specimens of width two ribs wide, with transverse ribs cut flush with exterior edges of longitudinal ribs (as a "ladder"), and of length sufficiently long to enable measurement of the overhang dimension.
4. Resistance to in-plane rotational movement measured by applying a 20 kg-cm (2 m-N) moment to the central junction of a 9 inch x 9 inch specimen restrained at its perimeter in accordance with GRI GG9.
5. Resistance to loss of load capacity or structural integrity when subjected to mechanical installation stress in clayey sand (SC), well-graded sand (SW), and crushed stone classified as poorly graded gravel (GP). The rigid geogrid shall be sampled shall be in accordance with ASTM D5818 and load capacity shall be determined in accordance with ASTM D6637.
6. Nominal dimensions rounded to the nearest one tenth of an inch.
7. Maximum MD or XMD shall be no greater than or equal to 2*D85 of the aggregate base. Minimum MD or XD shall be no less than 1.0 inches.

2.2 Acceptance. The contractor shall furnish a manufacturer's certification to the engineer for each lot of material furnished stating the name of the manufacturer, the chemical composition and certifying that the material supplied is in accordance with this specification. The certification shall include or have attached typical results of tests from specific lots for all specified requirements. A rigid geogrid will be rejected at installation if it has defects, rips, holes, flaws, deterioration or damage incurred during manufacture, transport, handling or storage.

2.3 Handling. Each roll shall be clearly marked with manufacturer's name, brand name, lot number. During all periods of shipping and storage, the separation geotextile and rigid geogrid shall be protected from temperatures greater than 140 deg. F and all deleterious materials that might otherwise become affixed to the rigid geogrid and affect its performance. The manufacturer's recommendations shall be followed regarding protection from direct sunlight. The separation geotextile and rigid geogrid shall be stored off the ground in a clean, dry environment.

3.0 Construction. The separation geotextile and rigid geogrid shall be installed in accordance with the manufacturer's recommendations and with this job special provision.

3.1 Site Preparation. The surface shall be smooth and free of stumps, large stones, sharp objects, and debris that may puncture the separation geotextile or damage the rigid geogrid.

3.2 Separation Geotextile.

3.2.1 The separation geotextile fabric shall be used on all subgrades that require the rigid geogrid to prevent the infiltration of fines.

3.2.2 Separation Geotextile Installation. The separation geotextile shall be laid out smooth and applied with tension to minimize wrinkles or folds on the prepared subgrade. The separation geotextile shall be oriented such that the roll length runs parallel to the construction centerline.

3.2.3 Exposure. The separation geotextile shall be covered with rigid geogrid material the same day of placement to protect against unnecessary exposure.

3.2.4 Overlaps. The end of separation geotextile rolls and adjacent separation geotextile rolls shall be overlapped a minimum of 3 feet. The overlap shall be in the direction of anticipated aggregate placement and shall be held in place by U-staples, washer pins or aggregate piles.

3.3 Rigid Geogrid Installation. The rigid geogrid shall be laid out smooth and applied with tension to minimize wrinkles or folds on the separation geotextile. The rigid geogrid shall be oriented such that the roll length runs parallel to the construction centerline.

3.3.1 Exposure. The rigid geogrid shall be covered with aggregate base material the same day of placement to protect against unnecessary exposure.

3.3.2 Overlaps. The end of rigid geogrid rolls and adjacent rigid geogrid rolls shall be overlapped a minimum of 3 feet. The overlap shall be in the direction of anticipated aggregate placement and shall be held in place by U-staples, washer pins or aggregate piles.

3.3.3 Intermediate Splicing. The rigid geogrid may require intermediate splices to provide for a smooth layout minimizing wrinkles or folds around curves. Each splice shall be overlapped a minimum of 3 feet and kept taut with fasteners.

3.4 Aggregate Placement. Materials shall be placed onto the rigid geogrid from the edge or over previously placed aggregate. A minimum of 6 inches of crushed aggregate shall be placed over the rigid geogrid before construction equipment is allowed on the material. Construction equipment will not be allowed directly on the rigid geogrid. Rollers shall not use vibratory compaction. Avoid sudden stops or sharp turns when operation construction equipment over the rigid geogrid.

3.5 Damaged Areas. If any separation geotextile or rigid geogrid is damaged during installation, the contractor shall repair or replace the separation geotextile and rigid geogrid in accordance with manufacturer's recommendations. The contractor shall replace any separation geotextile and rigid geogrid damaged prior to or during installation at no expense to the commission.

4.0 Method of Measurement. Measurement of the separation geotextile and rigid geogrid will be made to the nearest square yard. Incidental overlaps for connections and splices are not included in the pay item.

5.0 Basis of Payment. Payment for the Rigid Geogrid and Separation Geotextile will be covered under JSP (S) "Alternate Technical Concepts – Grading, Base, and Paving" and included in the contract unit price for 304-99.05, Optional Base, per square yard.

S. Coordination with Other Projects

1.0 Description. The contractor shall coordinate traffic management between the following projects within the same project limits:

MoDOT Job Number J9P3663 (Route 67 Widening from Route 160 interchange to station 577+00)

MoDOT Job Number J9P3764 (Route 67 Widening from station 577+00 to County Road 338)

MoDOT Job Number J9P3514 (Route 67 Overlay from south of Route 160 to Arkansas State Line)

MoDOT Job Number JSEM0059 (Demolition of Buildings and Asbestos Removal along US67)

1.1 This list of projects is not all inclusive. The contractor shall be aware that there may be other projects including, but not limited to, utility, Butler County, private, MoDOT maintenance, permit, or other projects that may impact project construction or traffic control in the vicinity of this project. It shall be the responsibility of the contractor to determine what, if any projects other than the ones listed above may impact this project and work to coordinate construction and traffic management efforts between this project and any other project involved.

2.0 Basis of Payment. No direct payment will be made to the contractor to recover the cost of equipment, labor, materials, or time required to fulfill the above provisions, unless specified elsewhere in the contract document.

T. Access to Commercial and Private Entrances

1.0 Description. While working on entrances or adjacent properties, the contractor shall make every reasonable effort to minimize any interference to the properties and to complete the work diligently. Under no circumstances shall the contractor block ingress/egress to and from businesses during the normal business hours of each business unless as approved by the property owner and engineer.

2.0 Construction Requirements. On all commercial entrances the contractor shall keep one-half of the entrance open at all times. On commercial entrances less than 20' wide it may be necessary for the contractor to provide temporary aggregate to provide access to the property. The contractor shall remove and dispose of the temporary aggregate following completion of the entrance. For properties with more than one entrance the contractor may construct one entire entrance at a time with the approval of the property owner and the engineer.

2.1 The contractor shall complete the entrances as quickly as possible and shall take no longer than 4 weeks to complete any one entrance.

3.0 Basis of Payment. No direct payment will be made to the contractor for any expenses incurred for compliance with this provision.

 ~~2 DELETED~~ U. ~~Alternate Technical Concepts—Grading, Base, and Paving~~

~~**1.0 Description.** This specification allows the use of alternate grading, base, and pavement sections. The Commission has provided a complete set of plans, quantities, and cross sections~~

to construct this project if the contractor does not elect to use the alternate grading, base, and pavement concepts.

2.0 General Conditions.

2.1 The contractor may consider one, all, or a combination of the following approved alternate grading, base and pavement concepts listed below. The contractor shall not be allowed to construct pavement with a combination of asphalt and concrete layers.

Base Type**	HMA Design	PCCP Design
18" Rock Base	11.0" HMA 1 3/4" SP125C w/ PG 70-22 over 3" SP250C w/ PG 70-22 over 6 1/4" SP250C w/ PG 64-22	9.0" PCCP 15 ft. joints and 1 1/4" dowels

** Section 205— Modified Subgrade shall be used on all pavement designs in addition to the base requirements. Geogrid and geotextile will be only allowed method of subgrade modification.

2.2 The life cycle cost analysis factor shall apply to the asphalt alternates regardless of the technical concept elected.

2.3 The contractor shall build the roadway to the final profile as shown in the plans, regardless of the technical concept elected.

2.4 There will be no adjustment of the earthwork quantities due to adjusting the roadway subgrade based on alternate technical concept selected. Earthwork quantities in the plans are based on the 18" Rock Base option.

2.5 If rock base is used, Sec 303 shall be deleted and replaced as follows:

303.1 Description. This work shall consist of furnishing and placing select rock excavation material in the top 18 inches of the subgrade for use as a base to provide pavement support and drainage as shown on the plans or as directed by the engineer. This work also includes daylighting the 18-inch rock base and finishing the inslopes.

303.2 Material. The material source for rock base shall be in accordance with approval from the engineer. Geologic conditions may vary from available subsurface information. Approval from the engineer of a source for the inherent stone will not constitute approval of the final rock base product. Additional mechanical processing beyond excavation, such as, but not limited to, scalping, size reduction, washing, etc., of the material may be necessary to meet this specification.

303.2.1 Material for rock base shall be durable stone or broken concrete or asphalt containing a combined total of no more than 10 percent of earth, sand, shale and non-durable rock. Material from geologic-filled sink deposits or stone indicating evidence of solution activity shall not be used.

~~303.2.2~~ The material shall be as large as can be conveniently handled within the limits of this specification. No particle dimension shall exceed 12 inches for 18-inch rock base. There shall be some material with particle dimensions exceeding 9 inches for 18-inch rock base. The material shall be uniformly graded from coarse to fine.

~~303.2.3~~ Broken, sound concrete pavement and composite pavements may be used provided the ratio of the longest dimension measurement to thickness does not exceed 2:1 and provided there is no excessive exterior steel mesh that would affect compaction.

~~303.2.4~~ Acceptance of quality and size of material will be made by visual inspection at the job site.

~~303.2.5~~ Material for rock base above modified subgrade (geogrid and geotextile) shall conform to specifications for 4" Type 5 Aggregate Base.

~~303.3 Construction Requirements.~~

~~303.3.1~~ Except as noted herein, all applicable provisions in Sec 203 for the handling and placement of roadway excavation material shall apply.

~~303.3.2~~ The material shall not be dumped in place, but shall be distributed by blading or dozing in a manner to ensure proper placement in final position in the subgrade.

~~303.3.3~~ Rock base may be placed in one lift. Rock base material may be placed thicker, in maximum 18-inch (450 mm) lifts, provided a uniform drainage plane under the rock base is provided. No additional payment will be made for the thicker rock base material. Class C excavation in rock cuts shall be performed to allow placement of the specified lift thickness.

~~303.3.4~~ Material shall be compacted in accordance with Sec 203.5.

~~303.3.5~~ The final surface shall be of a uniform texture and grade suitable for paving. The top 2 inches of the rock base shall consist of either 2-inch maximum rock fragments or spalls or of milled asphalt or crushed concrete. The 2-inch maximum size granular type material shall have a plasticity index not to exceed 10 and a gradation such that at least 50 percent of the material will be retained on the No. 4. Recycled concrete or asphalt or Type 5 aggregate shall have a gradation meeting that as specified Sec 1007. There shall be no exposed rock exceeding the 2-inch size in the final surface that would interfere with final preparation of the base for paving.

~~303.3.6~~ A roughly compensating maximum deviation of $\pm 1/2$ inch (13 mm) from the required elevation will be permitted on the surface of the finished rock base.

~~303.3.7~~ Construction requirements for rock base above modified subgrade (geogrid and geotextile) shall conform to specifications for 4" Type 5 Aggregate Base.

~~3.0 Method of Measurement.~~ Final measurement of the completed rock base will not be made, except for authorized changes during construction. Where appreciable errors are found in the contract quantity, the revision or correction will be computed and added to or deducted from the contract quantity for Optional Base to the nearest 0.10 squared yard.

4.0 Basis of Payment.

~~4.1 Payment for the alternate technical concepts will be considered completely covered by the bid items in the contract documents for pavement and 304-99.05, Optional Base, per square yard. There will be no additional compensation for any item associated with the use of an alternate technical concept.~~

~~4.2 The Commission does not warrant that there are sufficient quantities of Class C material within the project limits to construct the 12-inch and/or 18-inch rock base alternate technical concepts. If the contractor elects to provide additional material to construct the 12 and/or 18 in rock base for any of these concepts, the additional material will be considered included in plan quantity for items set up in the contract. No additional pay will be provided for any material needed to accomplish any of these concepts.~~

V. Property Owner Notification

1.0 Description. It shall be the contractor's responsibility to inform and notify the adjacent property owner 48 hours prior to starting any construction activities that may impact driveway and parking lot access or occur along the frontage of the property owner's parcel. Notification shall be in written form and include the contractor's contact information, the Engineer's contact information, and an estimated schedule of work and the associated impacts.

2.0 Basis of Payment. No direct payment will be made to the contractor for the labor, equipment, material, or time required to comply with this provision.

W. Restrictions for Migratory Birds NJSP-16-06A

1.0 Description. Swallows or other bird species protected by the Migratory Bird Treaty Act may be nesting under the bridge or bridges that will be repaired under this contract.

2.0 Restrictions. To comply with the Migratory Bird Treaty Act, nests of protected species cannot be disturbed when active (eggs or young are present). Generally, nests are active between April 1 and July 31, but active nests can be present outside of these dates.

2.1 MoDOT to Maintain Prior to the Notice to Proceed. The bridge, or bridges, associated with the work for this contract have been evaluated and any inactive nests found have been removed by MoDOT staff. MoDOT staff will maintain the structures to be free of nests until the Notice to Proceed date. At the notice to proceed, the contractor shall be responsible to maintain the structures to be free of nests until the work on the applicable bridge, or bridges, is complete.

3.0 Avoidance Measures. The contractor shall not disturb active nests or destroy adults, eggs or young birds. In an effort to comply with the Migratory Bird Treaty Act, the contractor operations will be limited to the options established in the following sections.

3.1 Inactive or Partially Constructed Nests. If nests are present and MoDOT determines that the nests are inactive or partially constructed, the contractor may remove the nests provided that the colony's inactive or partially constructed nests are completely removed by March 15 and the contractor maintains a nest free condition until the bridge work is complete. Dry removal methods shall be used when practicable. If dry removal is not practicable, hydro cleaning may

be used if approved by the Engineer and only if water is free of blasting grit, chemicals, or detergents, and applied using pressure less than 5,000 PSI. Clean water such as that from municipal water treatment plants or wells shall be used. Use of source water from Waters of the State (i.e., streams or lakes), is allowable, if the appropriate methods to prevent the possible spread of invasive aquatic species are implemented.

3.2 Water and Equipment Used for Hydro cleaning. Aquatic invasives such as zebra mussels and some algae species have infested several bodies of water in the United States and can be transported by vessels (barges, boats, tugs, tankers, etc.) and equipment (tanks, tubing, pumps, etc.) that have been used in areas that contain these invasive species. If equipment is not properly inspected and treated to prevent the spread of invasives, these species can be introduced into areas not currently known to have a population. These invasive species are detrimental to existing ecosystems and can outcompete native species. To assist in preventing the introduction and spread of aquatic invasive species through MoDOT projects in Missouri streams and lakes, the following precautions shall be followed.

3.2.1 Use of Water from Streams, Lakes or Ponds. Contractors shall not use water for nest removal from streams, lakes, or ponds, unless they have implemented appropriate methods to prevent the possible spread of invasive aquatic species. Water sources from municipal water treatment plants or wells may be used without following these measures provided the equipment to be used has not previously contained waters from streams, lakes, or ponds. If the equipment has previously contained waters from other streams or lakes, the following measures must be implemented prior to use.

3.2.1.1 Equipment Washing. Prior to the use or re-use of equipment following any use with water from streams, lakes or ponds, all equipment shall be washed and rinsed thoroughly with hard spray (power wash) and hot (minimum 120° F) water, for at least one minute.

3.2.1.2 Equipment Treating or Drying. Equipment shall be treated or dried in one of the following manners.

3.2.1.2.1 Equipment interior and/or other surfaces shall be treated with a 10% bleach solution to kill any aquatic nuisance species. This solution must also be run through all intake lines and hoses, to sterilize interior components. When chlorine treatment is used, all chlorine runoff from equipment washing must be collected and properly treated and/or disposed of in accordance with Sec 806.

3.2.1.2.2 Equipment interior and/or other surfaces shall be treated with 140° F water for a minimum of 10 seconds contact on all surfaces. 140 ° F water must also be run through all intake lines and hoses, to purge any standing water.

3.2.1.2.3 Equipment shall be flushed of all non-municipal water, and dried thoroughly, in the sun before using in or transporting between streams and lakes. Dry times will depend on the season the equipment is being used. Equipment must dry a minimum of 7 days for June-September, 18 days for March-May; 18 days for October-November, and 30 days for December-February. The drying method should be reserved as a last resort option.

3.2.2 Prior to use of equipment, contractors shall provide the MoDOT inspector written documentation of the equipment's geographic origin (including the water body it was last used in), as well as defining the specified treatment method used to adequately ensure protection against invasive species. The written documentation will include a statement indicating the

contractor is aware of these provisions and will also treat the equipment appropriately after completion of the project.

3.3 Active Nests. The contractor may work on the bridge if active nests are present, as long as the work does not impact or disturb the birds and/or nests. At a minimum, work shall not be performed within 10 feet of an active nest; however, the contractor is responsible for ensuring their activities do not impact the nests, eggs, or young.

4.0 Additional Responsibilities. If active bird nests remain after all reasonable avoidance measures have been taken, or if bird nests are observed during project construction, the contractor shall notify the Resident Engineer and contact the MoDOT Environmental Section (573-526-4778) to determine if there are other allowable options.

X. Protective Measures for Ditch Work in Illinois Chorus Frog Breeding Areas

1.0 Description. There are areas of herpetofaunal significance along and adjacent to the project corridor. Roadside ditches, wet fields, and streams have been shown to support populations of Illinois chorus frog, a species of conservation concern and candidate for federal listing. General breeding dates for Illinois chorus frog are February to early April; tadpoles develop into sub-adult frogs by May or June. To ensure protection of this species and other sensitive aquatic species that may be present, the following seasonal restrictions must be adhered to.

2.0 Restrictions. Personnel shall take all precautions to prevent negative impacts to aquatic and semi-aquatic species along the project corridor, including Illinois chorus frog. If a ditch adjacent to the roadway has standing water, then any work in the ditch (including land disturbance, grading, equipment/vehicle staging and storage, or refueling) shall take place between mid-summer (July 15) and winter (January 15), in order to minimize potential impacts to Illinois chorus frog.

3.0 Basis of Payment. No direct payment will be made to the Contractor to recover the cost of labor, materials, or equipment required to comply with the above requirements.

Y. Chain Link Fence Slats

1.0 Description. Contractor is to provide and install green, brown, or black HDPE chain link fence slats. Each slat must be no more than 4 inches shorter than the fence. Slats will be connected to adjacent slats horizontally to hold the slats vertically. The slats must cover at least 75% of the surface of the fence.

2.0 Basis of Payment. All costs associated with the equipment, labor, materials, and time necessary to fulfill the requirements of this provision shall be considered completely covered by the following item: Item No. 607-10.13, Chain-Link Fence (72 in.), per linear foot.

Z. Draining Ponds and Removal of Unsuitable Material

1.0 Description. Existing pond at Sta 700+00 is to be drained and unsuitable material removed prior to embankment construction.

2.0 Construction Requirements.

2.1 The contractor shall submit a plan to the engineer at least 2 weeks prior to draining ponds. Plan should include, but is not limited to, contractor's method for controlling runoff so that flooding does not occur on adjacent properties and proposed erosion control devices to contain any sediment.

2.2 Unsuitable material shall be removed from the bottom of the ponds to a depth of suitable material. Contract quantities for removal and replacement of unsuitable material have been estimated at a depth of 2 feet for Class A Excavation and Embankment in Place. Unsuitable material shall not be used in roadway embankment. This material may be processed and used on slopes with approval of the engineer.

3.0 Basis of Payment. All costs associated with the equipment, labor, materials, and time necessary to fulfill the requirements of this provision shall be considered completely covered by the following items: Item No. 203-10.00 Class A Excavation, per cubic yard, Item No. 203-55.00 Embankment in Place, per cubic yard, and Item No. 806-99.02 Misc. Draining Ponds, per each.

AA. Removal of Buildings

1.0 Description.

1.1 Possession of Building. The contractor's attention is directed to the fact that not all parcels are in possession of the Commission. The contractor is not to enter the buildings or properties until notified by the engineer. The contractor will be given a notice to remove for each parcel when it is in the possession of the Commission.

1.2 The contractor's attention is directed to the fact that since some parcels were not in the possession of the Commission prior to the preparation of the bid proposal, an asbestos survey was not completed for each parcel. The buildings will be surveyed as soon as possession is obtained, and if Asbestos Containing Materials (ACM) are identified, the contractor shall be required to remove them in accordance with Sec 202.40.

2.0 Notice To Remove. The Commission will issue a notice to remove for each parcel listed in the contract. The Commission reserves the right to designate in the notice to remove the order of work. The contractor shall not begin demolition on any building until the designated date in the notice to remove document. The contractor is further advised that removal of hazardous substances from the buildings may delay the issuance of the notice to remove and that the contractor is not to enter any properties nor conduct any demolition of any building until the hazardous material is removed.

2.1 The Commission does not warrant that the listings or depictions of hazardous materials in the bidding documents are complete or accurately reflect either all hazardous materials or their precise locations within or adjacent to the project limits.

3.0 Basis of Payment. All costs associated with the equipment, labor, materials, and time necessary to fulfill the requirements of this provision shall be considered completely covered by the following item: Item No. 202-20.10, "Removal of Improvements", per lump sum.

2 **ADDED** BB. **Modified Rock Base**

1.0 Description. This work shall consist of a base material composed of Rock Base and Aggregate Base as shown in the plans. This work shall be performed in accordance with the standard specifications and as shown on the plans or established by the engineer. This work also includes daylighting the rock base and finishing the inslopes.

2.0 Materials. Material for Aggregate Base shall be in accordance with Section 304. Material for Rock Base shall be in accordance with Section 303. Additional mechanical processing beyond excavation, such as, but not limited to, scalping, size reduction, washing, etc., of the material may be necessary to meet this specification.

3.0 Construction Requirements. Construction of Aggregate Base shall be in accordance with Section 304. Construction of Rock Base shall be in accordance with Section 303.

4.0 Method of Measurement. Final measurement of the completed Modified Rock Base will not be made, except for authorized changes during construction. Where appreciable errors are found in the contract quantity, the revision or correction will be computed and added to or deducted from the contract quantity for Modified Rock Base to the nearest 0.10 square yard.

5.0 Basis of Payment.

5.1 Payment for Modified Rock Base will be considered completely covered by the bid items in the contract documents for pavement and 304-99.05, Modified Rock Base, per square yard. There will be no additional compensation for any item associated with the use of an alternate technical concept.





5.2 The Commission does not warrant that there are sufficient quantities of Class C material within the project limits to construct the Modified Rock Base. If the contractor elects to provide additional material to construct the rock base, the additional material will be considered included in plan quantity for items set up in the contract. No additional payment will be made for material needed to maintain the required edge slopes.

2 **ADDED** CC. **Modified Subgrade Materials**

1.0 Description. This work shall consist of modifying a subgrade to improve stability. The use of hydrated lime or other chemical material will not be allowed for subgrade stabilization. Subgrade stabilization shall consist of a geogrid and geotextile as shown in the plans. This work shall be performed as specified in the contract, at the contractor's option with concurrence from the engineer or at the direction of the engineer. All work shall be in accordance with Section 205.

JOB SPECIAL PROVISIONS TABLE OF CONTENTS (ROADWAY)

(Job Special Provisions shall prevail over General Special Provisions whenever in conflict therewith.)

	A.	General - Federal JSP-09-02K	1	
	B.	Contract Liquidated Damages JSP- 13-01D	1	
	C.	Work Zone Traffic Management JSP-02-06N	2	
	D.	Project Contact for Contractor/Bidder Questions JSP-96-05	5	
	E.	Notice to Bidders of Third Party Concurrence in Award JSP-98-19	6	
	F.	Emergency Provisions and Incident Management JSP-90-11A	6	
	G.	Utilities JSP-93-26F	7	
	H.	Supplemental Revisions JSP-18-01CC	9	
	I.	Quality Management NJSP-15-22	14	
	J.	MoDOT's Construction Workforce Program NJSP-15-17A	19	
	K.	Removal and Delivery of Existing Signs JSP-12-01C	25	
	L.	Disposition of Existing Signal/Lighting and Network Equipment JSP-15-05A	25	
	REVIS	M.	Alternates for Pavements JSP-96-04G	26
	N.	Temporary Long-Term Rumble Strips JSP-13-04C	27	
	O.	Centerline Geometry	28	
	P.	Temporary Optional Pavement & Base	28	
	Q.	Temporary Pavement Marking Removal	29	
	R.	Rigid Geogrid to Enhance Aggregate Base or to Enhance Rock Base NJSP-18-11B	29	
	S.	Special Drainage Structures	32	
	T.	Coordination with Other Projects	33	
	U.	Access to Commercial and Private Entrances	33	
	DELETED	V.	Alternate Technical Concepts – Grading, Base, and Paving	33
	W.	Property Owner Notification	36	
	X.	Draining Ponds and Removal of Unsuitable Material	36	
	Y.	Removal of Buildings	37	
	Z.	Restrictions for Migratory Birds NJSP-16-06A	37	
	ADDED	AA.	Modified Rock Base	39
	ADDED	BB.	Modified Subgrade Materials	40

Job No.: J9P3764

Route: 67

County: Butler

	MISSOURI HIGHWAYS AND TRANSPORTATION COMMISSION 105 W. CAPITOL AVE. JEFFERSON CITY, MO 65102 Phone 1-888-275-6636
	<i>Crawford, Murphy, & Tilly, Inc.</i> <i>1 South Memorial Drive, Suite 500</i> <i>Saint Louis, MO 63102</i> Certificate of Authority: 000631 Consultant Phone:314-436-5500
	If a seal is present on this sheet, JSP's have been electronically sealed and dated.
	JOB NUMBER: J9P3764 BUTLER COUNTY, MO DATE PREPARED: 07/26/24
	ADDENDUM DATE: <i>R002 - September 13, 2024</i>
Only the following items of the Job Special Provisions (Roadway) are authenticated by this seal: All	

JOB
SPECIAL PROVISION

A. General - Federal JSP-09-02K

1.0 Description. The Federal Government is participating in the cost of construction of this project. All applicable Federal laws, and the regulations made pursuant to such laws, shall be observed by the contractor, and the work will be subject to the inspection of the appropriate Federal Agency in the same manner as provided in Sec 105.10 of the Missouri Standard Specifications for Highway Construction with all revisions applicable to this bid and contract.

1.1 This contract requires payment of the prevailing hourly rate of wages for each craft or type of work required to execute the contract as determined by the Missouri Department of Labor and Industrial Relations and requires adherence to a schedule of minimum wages as determined by the United States Department of Labor. For work performed anywhere on this project, the contractor and the contractor's subcontractors shall pay the higher of these two applicable wage rates. State Wage Rates, Information on the Required Federal Aid Provisions, and the current Federal Wage Rates are available on the Missouri Department of Transportation web page at www.modot.org under "Doing Business with MoDOT", "Contractor Resources". Effective Wage Rates will be posted 10 days prior to the applicable bid opening. These supplemental bidding documents have important legal consequences. It shall be conclusively presumed that they are in the bidder's possession, and they have been reviewed and used by the bidder in the preparation of any bid submitted on this project.

1.2 The following documents are available on the Missouri Department of Transportation web page at www.modot.org under "Doing Business with MoDOT"; "Standards and Specifications". The effective version shall be determined by the letting date of the project.

General Provisions & Supplemental Specifications

Supplemental Plans to July 2024 Missouri Standard Plans
For Highway Construction

These supplemental bidding documents contain all current revisions to the published versions and have important legal consequences. It shall be conclusively presumed that they are in the bidder's possession, and they have been reviewed and used by the bidder in the preparation of any bid submitted on this project.

B. Contract Liquidated Damages JSP- 13-01D

1.0 Description. Liquidated Damages for failure or delay in completing the work on time for this contract shall be in accordance with Sec 108.8. The liquidated damages include separate amounts for road user costs and contract administrative costs incurred by the Commission.

2.0 Period of Performance. Prosecution of work is expected to begin on the date specified below in accordance with Sec 108.2. Regardless of when the work is begun on this contract, all work on all projects shall be completed on or before the date specified below. Completion by this date shall be in accordance with the requirements of Sec 108.7.1.

Job No.: J9P3764
Route: 67
County: Butler

Notice to Proceed: November 4, 2024
Contract Completion Date: October 31, 2026

2.1 Calendar Days and Completion Dates. Completion of the project is required as specified herein. The count of calendar days will begin on the date the contractor starts any construction operations on the project.

Project	Calendar Days	Daily Road User Cost
J9P3764	N/A	\$3,200

3.0 Liquidated Damages for Contract Administrative Costs. Should the contractor fail to complete the work on or before the contract completion date specified in Section 2.0, or within the number of calendar days specified in Section 2.1, whichever occurs first, the contractor will be charged contract administrative liquidated damages in accordance with Sec 108.8 in the amount of **\$3,000** per calendar day for each calendar day, or partial day thereof, that the work is not fully completed. For projects in combination, these damages will be charged in full for failure to complete one or more projects within the specified contract completion date or calendar days.

4.0 Liquidated Damages for Road User Costs. Should the contractor fail to complete the work on or before the contract completion date specified in Section 2.0, or within the number of calendar days specified in Section 2.1, whichever occurs first, the contractor will be charged road user costs in accordance with Sec 108.8 in the amount specified in Section 2.1 for each calendar day, or partial day thereof, that the work is not fully completed. These damages are in addition to the contract administrative damages and any other damages as specified elsewhere in this contract.

C. Work Zone Traffic Management JSP-02-06N

1.0 Description. Work zone traffic management shall be in accordance with applicable portions of Division 100 and Division 600 of the Standard Specifications, and specifically as follows.

1.1 Maintaining Work Zones and Work Zone Reviews. The Work Zone Specialist (WZS) shall maintain work zones in accordance with Sec 616.3.3 and as further stated herein. The WZS shall coordinate and implement any changes approved by the engineer. The WZS shall ensure all traffic control devices are maintained in accordance with Sec 616, the work zone is operated within the hours specified by the engineer, and will not deviate from the specified hours without prior approval of the engineer. The WZS is responsible to manage work zone delay in accordance with these project provisions. When requested by the engineer, the WZS shall submit a weekly report that includes a review of work zone operations for the week. The report shall identify any problems encountered and corrective actions taken. Work zones are subject to unannounced inspections by the engineer and other departmental staff to corroborate the validity of the WZS's review and may require immediate corrective measures and/or additional work zone monitoring.

1.2 Work Zone Deficiencies. Failure to make corrections on time may result in the engineer suspending work. The suspension will be non-excusable and non-compensable regardless if road user costs are being charged for closures.

2.0 Traffic Management Schedule.

2.1 Traffic management schedules shall be submitted to the engineer for review prior to the start of work and prior to any revisions to the traffic management schedule. The traffic management schedule shall include the proposed traffic control measures, the hours traffic control will be in place, and work hours.

2.2 The traffic management schedule shall conform to the limitations specified in Sec 616 regarding lane closures, traffic shifts, road closures and other width, height and weight restrictions.

2.3 The engineer shall be notified as soon as practical of any postponement due to weather, material or other circumstances.

2.4 In order to ensure minimal traffic interference, the contractor shall schedule lane closures for the absolute minimum amount of time required to complete the work. Lanes shall not be closed until material is available for continuous construction and the contractor is prepared to diligently pursue the work until the closed lane is opened to traffic.

2.5 Traffic Congestion. The contractor shall, upon approval of the engineer, take proactive measures to reduce traffic congestion in the work zone. The contractor shall immediately implement appropriate mitigation strategies whenever traffic congestion reaches an excess of 10 minutes to prevent congestion from escalating to 15 minute or above threshold. If disruption of the traffic flow occurs and traffic is backed up in queues of 15 minute delays or longer, then the contractor shall immediately review the construction operations which contributed directly to disruption of the traffic flow and make adjustments to the operations to prevent the queues from reoccurring. Traffic delays may be monitored by physical presence on site or by utilizing real-time travel data through the work zone that generate text and/or email notifications where available. The engineer monitoring the work zone may also notify the contractor of delays that require prompt mitigation. The contractor may work with the engineer to determine what other alternative solutions or time periods would be acceptable.

2.5.1 Traffic Safety.

2.5.1.1 Recurring Congestion. Where traffic queues routinely extend to within 1000 feet of the ROAD WORK AHEAD, or similar, sign on a divided highway or to within 500 feet of the ROAD WORK AHEAD, or similar, sign on an undivided highway, the contractor shall extend the advance warning area, as approved by the engineer.

2.5.1.2 Non-Recurring Congestion. When traffic queues extend to within 1000 feet of the ROAD WORK AHEAD, or similar, sign on a divided highway or to within 500 feet of the ROAD WORK AHEAD, or similar, sign on an undivided highway infrequently, the contractor shall deploy a means of providing advance warning of the traffic congestion, as approved by the engineer. The warning location shall be no less than 1000 feet and no more than 0.5 mile in advance of the end of the traffic queue on divided highways and no less than 500 feet and no more than 0.5 mile in advance of the end of the traffic queue on undivided highways.

2.6 Transportation Management Plan. The contractor Work Zone Specialist (WZS) shall review the Transportation Management Plan (TMP), found as an electronic deliverable on MoDOT's Online Plans Room and discuss the TMP with the engineer during the preconstruction

conference. Throughout the construction project, the WZS is responsible for updating any changes or modifications to the TMP and getting those changes approved by the engineer a minimum of two weeks in advance of implementation. The WZS shall participate in the post construction conference and provide recommendations on how future TMPs can be improved.

3.0 Work Hour Restrictions.

3.1 Except for emergency work, as determined by the engineer, and long term lane closures required by project phasing, all lanes shall be scheduled to be open to traffic during the five major holiday periods shown below, from 12:00 noon on the last working day preceding the holiday until 6:00 a.m. on the first working day subsequent to the holiday unless otherwise approved by the engineer.

- Memorial Day
- Labor Day
- Thanksgiving
- Christmas
- New Year's Day

3.1.1 Independence Day. The lane restrictions specified in Section 3.1 shall also apply to Independence Day, except that the restricted periods shall be as follows:

When Independence Day falls on:	The Holiday is Observed on:	Halt Lane Closures beginning at:	Allow Lane Closures to resume at:
Sunday	Monday	Noon on Friday	6:00 a.m. on Tuesday
Monday	Monday	Noon on Friday	6:00 a.m. on Tuesday
Tuesday	Tuesday	Noon on Monday	6:00 a.m. on Wednesday
Wednesday	Wednesday	Noon on Tuesday	6:00 a.m. on Thursday
Thursday	Thursday	Noon on Wednesday	6:00 a.m. on Friday
Friday	Friday	Noon on Thursday	6:00 a.m. on Monday
Saturday	Friday	Noon on Thursday	6:00 a.m. on Monday

3.2 The contractor shall not perform any construction operation on the active lanes during restricted periods, holiday periods or other special events specified in the contract documents.

3.3 The contractor shall be aware that traffic volume data indicates construction operations on the roadbed between the following hours will likely result in traffic queues greater than 15 minutes. Based on this, the contractor's operations will be restricted accordingly unless it can be successfully demonstrated the operations can be performed without a 15 minute queue in traffic. It shall be the responsibility of the engineer to determine if the above work hours may be modified. Working hours for evenings, weekends and holidays will be determined by the engineer. The contractor may not work during the following listed hours:

- Route 67:
- 6:00 a.m. - 9:00 a.m. Monday through Friday
- 3:00 p.m. - 6:00 p.m. Monday through Friday

3.4 Any work requiring a reduction in the number of through lanes of traffic shall be completed during nighttime hours. Nighttime hours shall be considered to be 7:00 p.m. to 6:00 a.m. for this project.

3.5 The contractor shall not alter the start time, ending time, or a reduction in the number of through lanes of traffic or ramp closures without advance notification and approval by the engineer. The only work zone operation approved to begin 30 minutes prior to a reduction in through traffic lanes or ramp closures is the installation of traffic control signs. Should lane closures be placed or remain in place, prior to the approved starting time or after the approved ending time, the Commission, the traveling public, and state and local police and governmental authorities will be damaged in various ways, including but not limited to, increased construction administration cost, potential liability, traffic and traffic flow regulation cost, traffic congestion and motorist delays, with a resulting cost to the traveling public. These damages are not easily computed or quantified. Therefore, the contractor will be charged with liquidated damages specified in the amount of **\$250 per 15 minute increment** for each 15 minutes that the temporary lane closures are in place and not open to traffic in excess of the limitation as specified elsewhere in this special provision. It shall be the responsibility of the engineer to determine the quantity of unapproved closure time.

3.5.1 The said liquidated damages specified will be assessed regardless if it would otherwise be charged as liquidated damages under the Missouri Standard Specification for Highway Construction, as amended elsewhere in this contract.

4.0 Detours and Lane Closures.

4.1 When a changeable message sign (CMS) is provided, the contractor shall use the CMS to notify motorists of future traffic disruption and possible traffic delays one week before traffic is shifted to a detour or prior to lane closures. The CMS shall be installed at a location as approved or directed by the engineer. If a CMS with Communication Interface is required, then the CMS shall be capable of communication prior to installation on right of way. All messages planned for use in the work zone shall be approved and authorized by the engineer or its designee prior to deployment. When permanent dynamic message signs (DMS) owned and operated by MoDOT are located near the project, they may also be used to provide warning and information for the work zone. Permanent DMS shall be operated by the TMC, and any messages planned for use on DMS shall be approved and authorized by the TMC at least 72 hours in advance of the work.

4.2 At least one lane of traffic in each direction shall be maintained at all times except for brief intervals of time required when the movement of the contractor's equipment will seriously hinder the safe movement of traffic. Periods during which the contractor will be allowed to interrupt traffic will be designated by the engineer.

5.0 Basis of Payment. No direct payment will be made to the contractor to recover the cost of equipment, labor, materials, or time required to fulfill the above provisions, unless specified elsewhere in the contract document. All authorized changes in the traffic control plan shall be provided for as specified in Sec 616.

D. Project Contact for Contractor/Bidder Questions JSP-96-05

Job No.: J9P3764
Route: 67
County: Butler

All questions concerning this project during the bidding process shall be forwarded to the project contact listed below.

Timothy C. Pickett, P.E.
Transportation Project Manager
Southeast District
2675 North Main St.
Sikeston, MO 63801

Telephone Number: 573-472-9003
Email: Timothy.Pickett@modot.mo.gov

All questions concerning the bid document preparation can be directed to the Central Office – Design at (573) 751-2876.

E. Notice to Bidders of Third Party Concurrence in Award JSP-98-19

1.0 Bidders are advised that Commission is party to a contract with the City of Poplar Bluff, Missouri which provides that the City of Poplar Bluff, Missouri shall provide substantial funds for construction of Job No. J9P3764 by reason of which the City of Poplar Bluff, Missouri has the right to concur or not concur in Commission's award of a contract for this job.

2.0 Bidders acknowledge that their bids are made with knowledge of and subject to the condition of City of Poplar Bluff's concurrence in and prior authorization of any award of a contract for this job by Commission.

F. Emergency Provisions and Incident Management JSP-90-11A

1.0 The contractor shall have communication equipment on the construction site or immediate access to other communication systems to request assistance from law enforcement or other emergency agencies for incident management. In case of traffic accidents or the need for law enforcement to direct or restore traffic flow through the job site, the contractor shall notify law enforcement or other emergency agencies immediately as needed. The area engineer's office shall also be notified when the contractor requests emergency assistance.

2.0 In addition to the 911 emergency telephone number for ambulance, fire or law enforcement services, the following agencies may also be notified for accident or emergency situation within the project limits.

Missouri Highway Patrol Troop E – 573-471-5200		
City of Poplar Bluff	Butler County	
Fire: 573-686-8692	Fire: 573-7485-6049	
Police: 573-785-5776	Police: 573-785-8444	

2.1 This list is not all inclusive. Notification of the need for wrecker or tow truck services will remain the responsibility of the appropriate law enforcement agency.

2.2 The contractor shall notify law enforcement and emergency agencies before the start of construction to request their cooperation and to provide coordination of services when emergencies arise during the construction at the project site. When the contractor completes this notification with law enforcement and emergency agencies, a report shall be furnished to the engineer on the status of incident management.

3.0 No direct pay will be made to the contractor to recover the cost of the communication equipment, labor, materials or time required to fulfill the above provisions.

G. Utilities JSP-93-26F

1.0 For informational purposes only, the following is a list of names, addresses, and telephone numbers of the known utility companies in the area of the construction work for this improvement:

<u>Utility Name</u>	<u>Known Required Adjustment</u>	<u>Type</u>
Ozark Border Electric Cooperative John Walker P.O. Box 400 Poplar Bluff, MO 63902 Phone: (573) 785-4631 Cell: (573) 300-1300 Email: jwalker@ozarkborder.org	Yes Section 2.1	Power
Sho-Me Technologies Brad Baker P.O. Box D 301 West Jackson Marshfield, MO 65706 Phone: (417) 859-2615 Cell: (417) 536-3067 Email: bbaker@shometech.com	Yes Section 2.2	Communications
Windstream Communications, Inc. Steven Moore 1705 S. Lillian Avenue P.O. Box 180 Bolivar, MO 65613 Phone: (417) 3206-1020 Cell: (417) 599-9233 Email: steven.moore@windstream.com	Yes Section 2.3	Communications

PWSD No. 1 of Butler County Shannon Baker 700 Hwy 142 P.O. Box 1032 Poplar Bluff, MO 63902 Phone: (573) 686-7242 Cell: (573) 429-7436 Email: butlerpwsd1@gmail.com	Yes Section 2.4	Water
AT&T Ken Lovette 601 Vine St Poplar Bluff, MO 63901 Phone: (573) 686-1152 Cell: (573) 300-0490 Email: kl16298@att.com	None	Communication
M&A Electric Power Cooperative Randy Pogue 4169 Highway PP P.O. Box 670 Poplar Bluff, MO 63902 Phone: (573) 785-9651 Cell: (573) 718-0500 Email: rpogue@maelectric.com	Yes Section 2.5	Power

1.1 The existence and approximate location of utility facilities known to exist, as shown on the plans, are based upon the best information available to the Commission at this time. This information is provided by the Commission "as-is" and the Commission expressly disclaims any representation or warranty as to the completeness, accuracy, or suitability of the information for any use. Reliance upon this information is done at the risk and peril of the user, and the Commission shall not be liable for any damages that may arise from any error in the information. It is, therefore, the responsibility of the contractor to verify the above listing information indicating existence, location and status of any facility. Such verification includes direct contact with the listed utilities.

2.0 Project Specific Provisions :

2.1 Ozark Border Electric Cooperative has facilities throughout the limits of the project along existing Route 67 with several overhead crossings. These lines will be relocated to the permanent utility easement on the west side of proposed Route 67. New crossings will connect to existing facilities on the east side of existing Route 67. Due to the demolition of existing structures within the project limits that conflict with the installation of the new overhead electric lines coordination will be required between the contractor and Ozark Border Electric Cooperative. Contact John Walker for coordination of this work.

2.2 Sho-Me Technologies has facilities on the west side of existing Route 67. These facilities will be relocated to the west Outer Road and will cross Route 67 at County Road 338.

2.3 Windstream Communications, Inc. has facilities on the west side of existing Route 67. These facilities will be relocated to the east Outer Road (existing Route 67). They also own a cell tower along County Road 360. This tower will be relocated to the east Outer Road at approximately station 605+00.

2.4 Public Water Supply District No. 1 of Butler County has existing service connections crossing existing Route 67 and a line that crosses existing Route 67 at County Road 360. The line crossing at County Road 360 will be abandoned in place. The existing service connections will be reconnected where buildings exist and abandoned where no longer needed.

2.5 M&A Electric Power Cooperative has lines that cross Route 67 approximately station 614+00. These lines have been adjusted and no further work is anticipated.

H. Supplemental Revisions JSP-18-01CC

Compliance with [2 CFR 200.216 – Prohibition on Certain Telecommunications and Video Surveillance Services or Equipment](#).

The Missouri Highways and Transportation Commission shall not enter into a contract (or extend or renew a contract) using federal funds to procure or obtain equipment, services, or systems that uses covered telecommunications equipment or services as substantial or as critical technology as part of any system where the video surveillance and telecommunications equipment was produced by Huawei Technologies Company, ZTE Corporation, Hytera Communications Corporation, Hangzhou Hikvision Digital Technology Company, or Dahua Technology Company (or any subsidiary or affiliate of such entities).

Stormwater Compliance Requirements

1.0 Description. This provision requires the contractor to provide a Water Pollution Control Manager (WPCM) for any project that includes land disturbance on the project site and the total area of land disturbance, both on the project site, and all Off-site support areas, is one (1) acre or more. Regardless of the area of Off-site disturbance, if no land disturbance occurs on the project site, these provisions do not apply. When a WPCM is required, all sections within this provision shall be applicable, including assessment of specified Liquidated Damages for failure to correct Stormwater Deficiencies, as specified herein. This provision is in addition to any other stormwater, environmental, and land disturbance requirements specified elsewhere in the contract.

1.1 Definitions. The project site is defined as all areas designated on the plans, including temporary and permanent easements. The project site is equivalent to the “permitted site”, as defined in MoDOT’s State Operating Permit. An Off-site area is defined as any location off the project site the contractor utilizes for a dedicated project support function, such as, but not limited to, staging area, plant site, borrow area, or waste area.

1.2 Reporting of Off-Site Land Disturbance. If the project includes any planned land disturbance on the project site, prior to the start of work, the contractor shall submit a written report to the engineer that discloses all Off-site support areas where land disturbance is planned, the total acreage of anticipated land disturbance on those sites, and the land disturbance permit number(s). Upon request by the engineer, the contractor shall submit a copy

of its land disturbance permit(s) for Off-site locations. Based on the total acreage of land disturbance, both on and Off-site, the engineer shall determine if these Stormwater Compliance Requirements shall apply. The Contractor shall immediately report any changes to the planned area of Off-site land disturbance. The Contractor is responsible for obtaining its own separate land disturbance permit for Off-site areas.

2.0 Water Pollution Control Manager (WPCM). The Contractor shall designate a competent person to serve as the Water Pollution Control Manager (WPCM) for projects meeting the description in Section 1.0. The Contractor shall ensure the WPCM completes all duties listed in Section 2.1.

2.1 Duties of the WPCM:

- (a) Be familiar with the stormwater requirements including the current MoDOT State Operating Permit for construction stormwater discharges/land disturbance activities; MoDOT's statewide Stormwater Pollution Prevention Plan (SWPPP); the Corps of Engineers Section 404 Permit, when applicable; the project specific SWPPP, the Project's Erosion & Sediment Control Plan; all applicable special provisions, specifications, and standard drawings; and this provision;
- (b) Successfully complete the MoDOT Stormwater Training Course within the last 4 years. The MoDOT Stormwater Training is a free online course available at MoDOT.org;
- (c) Attend the Pre-Activity Meeting for Grading and Land Disturbance and all subsequent Weekly Meetings in which grading activities are discussed;
- (d) Oversee and ensure all work is performed in accordance with the Project-specific SWPPP and all updates thereto, or as designated by the engineer;
- (e) Review the project site for compliance with the Project SWPPP, as needed, from the start of any grading operations until final stabilization is achieved, and take necessary actions to correct any known deficiencies to prevent pollution of the waters of the state or adjacent property owners prior to the engineer's weekly inspections;
- (f) Review and acknowledge receipt of each MoDOT Inspection Report (Land Disturbance Inspection Record) for the Project within forty eight (48) hours of receiving the report and ensure that all Stormwater Deficiencies noted on the report are corrected as soon as possible, but no later than stated in Section 5.0.

3.0 Pre-Activity Meeting for Grading/Land Disturbance and Required Hold Point. A Pre-Activity meeting for grading/land disturbance shall be held prior to the start of any land disturbance operations. No land disturbance operations shall commence prior to the Pre-Activity meeting except work necessary to install perimeter controls and entrances. Discussion items at the pre-activity meeting shall include a review of the Project SWPPP, the planned order of grading operations, proposed areas of initial disturbance, identification of all necessary BMPs that shall be installed prior to commencement of grading operations, and any issues relating to compliance with the Stormwater requirements that could arise in the course of construction activity at the project.

3.1 Hold Point. Following the pre-activity meeting for grading/land disturbance and subsequent installation of the initial BMPs identified at the pre-activity meeting, a Hold Point

shall occur prior to the start of any land disturbance operations to allow the engineer and WPCM the time needed to perform an on-site review of the installation of the BMPs to ensure compliance with the SWPPP is met. Land disturbance operations shall not begin until authorization is given by the engineer.

4.0 Inspection Reports. Weekly and post run-off inspections will be performed by the engineer and each Inspection Report (Land Disturbance Inspection Record) will be entered into a web-based Stormwater Compliance database. The WPCM will be granted access to this database and shall promptly review all reports, including any noted deficiencies, and shall acknowledge receipt of the report as required in Section 2.1 (f.).

5.0 Stormwater Deficiency Corrections. All stormwater deficiencies identified in the Inspection Report shall be corrected by the contractor within 7 days of the inspection date or any extended period granted by the engineer when weather or field conditions prohibit the corrective work. If the contractor does not initiate corrective measures within 5 calendar days of the inspection date or any extended period granted by the engineer, all work shall cease on the project except for work to correct these deficiencies, unless otherwise allowed by the engineer. All impact costs related to this halting of work, including, but not limited to stand-by time for equipment, shall be borne by the Contractor. Work shall not resume until the engineer approves the corrective work.

5.1 Liquidated Damages. If the Contractor fails to complete the correction of all Stormwater Deficiencies listed on the MoDOT Inspection Report within the specified time limit, the Commission will be damaged in various ways, including but not limited to, potential liability, required mitigation, environmental clean-up, fines, and penalties. These damages are not reasonably capable of being computed or quantified. Therefore, the contractor will be charged with liquidated damages specified in the amount of \$2,000 per day for failure to correct one or more of the Stormwater Deficiencies listed on the Inspection Report within the specified time limit. In addition to the stipulated damages, the stoppage of work shall remain in effect until all corrections are complete.

6.0 Basis of Payment. No direct payment will be made for compliance with this provision.

Delete Sec 106.9 in its entirety and substitute the following:

106.9 Buy America Requirements.

Buy America Requirements are waived if the total amount of Federal financial assistance applied to the project, through awards or subawards, is below \$500,000.

106.9.1 Buy America Requirements for Iron and Steel.

On all federal-aid projects, the contractor's attention is directed to Title 23 CFR 635.410 *Buy America Requirements*. Where steel or iron products are to be permanently incorporated into the contract work, steel and iron material shall be manufactured, from the initial melting stage through the application of coatings, in the USA except for "minimal use" as described herein. Furthermore, any coating process of the steel or iron shall be performed in the USA. Under a general waiver from FHWA the use of pig iron and processed, pelletized, and reduced iron ore manufactured outside of the USA will be permitted in the domestic manufacturing process for steel or iron material.

106.9.1.1 Buy America Requirements for Iron and Steel for Manufactured items.

A manufactured item will be considered iron and steel if it is “predominantly” iron or steel. Predominantly iron or steel means that the cost of iron or steel content of a product is more than 50 percent of the total cost of all its components.

106.9.2 Any sources other than the USA as defined will be considered foreign. The required domestic manufacturing process shall include formation of ingots and any subsequent process. Coatings shall include any surface finish that protects or adds value to the product.

106.9.3 “Minimal use” of foreign steel, iron or coating processes will be permitted, provided the cost of such products does not exceed 1/10 of one percent (0.1 percent) of the total contract cost or \$2,500.00, whichever is greater. If foreign steel, iron, or coating processes are used, invoices to document the cost of the foreign portion, as delivered to the project, shall be provided and the engineer’s written approval obtained prior to placing the material in any work.

106.9.4 Buy America requirements include a step certification for all fabrication processes of all steel or iron materials that are accepted per Sec 1000. The AASHTO Product Evaluation and Audit Solutions compliance program verifies that all steel and iron products fabrication processes conform to 23 CFR 635.410 Buy America Requirements and is an acceptable standard per 23 CFR 635.410(d). AASHTO Product Evaluation and Audit Solutions compliant suppliers will not be required to submit step certification documentation with the shipment for some selected steel and iron materials. The AASHTO Product Evaluation and Audit Solutions compliant supplier shall maintain the step certification documentation on file and shall provide this documentation to the engineer upon request.

106.9.4.1 Items designated as Category 1 will consist of steel girders, piling, and reinforcing steel installed on site. Category 1 items require supporting documentation prior to incorporation into the project showing all steps of manufacturing, including coating, as being completed in the United States and in accordance with CFR Title 23 Section 635.410 Buy America Requirements. This includes the Mill Test Report from the original producing steel mill and certifications documenting the manufacturing process for all subsequent fabrication, including coatings. The certification shall include language that certifies the following. That all steel and iron materials permanently incorporated in this project was procured and processed domestically and all manufacturing processes, including coating, as being completed in the United States and in accordance with CFR Title 23 Section 635.410.

106.9.4.2 Items designated as Category 2 will include all other steel or iron products not in Category 1 and permanently incorporated in the project. Category 2 items shall consist of, but not be limited to items such as fencing, guardrail, signing, lighting and signal supports. The prime contractor is required to submit a material of origin form certification prior to incorporation into the project from the fabricator for each item that the product is domestic. The Certificate of Materials Origin form ([link to certificate form](#)) from the fabricator must show all steps of manufacturing, including coating, as being completed in the United States and in accordance with CFR Title 23 Section 635.410 Buy America Requirements and be signed by a fabricator representative. The engineer reserves the right to request additional information and documentation to verify that all Buy America requirements have been satisfied. These documents shall be submitted upon request by the engineer and retained for a period of 3 years after the last reimbursement of the material.

106.9.4.3 Any minor miscellaneous steel or iron items that are not included in the materials specifications shall be certified by the prime contractor as being procured domestically. Examples of these items would be bolts for sign posts, anchorage inserts, etc. The certification

shall read "I certify that all steel and iron materials permanently incorporated in this project during all manufacturing processes, including coating, as being completed in the United States and in accordance with CFR Title 23 Section 635.410 Buy America Requirements procured and processed domestically in accordance with CFR Title 23 Section 635.410 Buy America Requirements. Any foreign steel used was submitted and accepted under minor usage". The certification shall be signed by an authorized representative of the prime contractor.

106.9.5 When permitted in the contract, alternate bids may be submitted for foreign steel and iron products. The award of the contract when alternate bids are permitted will be based on the lowest total bid of the contract based on furnishing domestic steel or iron products or 125 percent of the lowest total bid based on furnishing foreign steel or iron products. If foreign steel or iron products are awarded in the contract, domestic steel or iron products may be used; however, payment will be at the contract unit price for foreign steel or iron products.

106.9.6 Buy America Requirements for Construction Materials other than iron and steel materials. Construction materials means articles, materials, or supplies that consist of only one of the items listed. Minor additions of articles, materials, supplies, or binding agents to a construction material do not change the categorization of the construction material. Upon request by the engineer, the contractor shall submit a domestic certification for all construction materials listed that are incorporated into the project.

- (a) Non-ferrous metals
- (b) Plastic and Polymer-based products (including polyvinylchloride, composite building materials, and polymers used in fiber optic cables)
- (c) Glass (including optic glass)
- (d) Fiber optic cable (including drop cable)
- (e) Optical fiber
- (f) Lumber
- (g) Engineered wood
- (h) Drywall

106.9.6.1 Minimal Use allowance for Construction Materials other than iron or steel.

"The total value of the non-compliant products is no more than the lesser of \$1,000,000 or 5% of total applicable costs for the project." The contractor shall submit to the engineer any non-domestic materials and their total material cost to the engineer. The contractor and the engineer will both track these totals to assure that the minimal usage allowance is not exceeded.

106.9.7 Buy America Requirements for Manufactured Products.

Manufactured products means:

- (a) Articles, materials, or supplies that have been:
 - (i) Processed into a specific form and shape; or
 - (ii) Combined with other articles, materials, or supplies to create a product with different properties than the individual articles, materials, or supplies.
- (b) If an item is classified as an iron or steel product, a construction material, or a section 70917(c) material under § 184.4(e) and the definitions set forth in this section, then it is not a manufactured product. However, an article, material, or supply classified as a manufactured product under § 184.4(e) and paragraph (1) of this definition may include components that are construction materials, iron or steel products, or section 70917(c) materials.

106.9.7.1 Manufactured products are exempt from Buy America requirements. To qualify as a manufactured product, items that consist of two or more of the listed construction materials that have been combined together through a manufacturing process, and items that include at least one of the listed materials combined with a material that is not listed through a manufacturing process, should be treated as manufactured products, rather than as construction materials.

106.9.7.2 Manufactured items are covered under a general waiver to exclude them from Buy America Requirements. To qualify for the exemption the components must comprise of 55% of the value of materials in the item. The final assembly must also be performed domestically.

Pavement Marking Paint Requirements for Standard Waterborne and Temporary

1.0 Description. High Build acrylic waterborne pavement marking paint shall be used in lieu of standard acrylic waterborne pavement marking paint for all Standard Waterborne Pavement Marking Paint items and all Temporary Pavement Marking Paint items. Paint thickness, bead type, bead application rate, retroreflectivity requirements, and all other specifications shall remain as stated in the Missouri Standard Specifications for Highway Construction, except as otherwise amended in the contract documents.

2.0 Material Requirements. Material requirements for Sec 620.20.2.5 Standard Waterborne Paint, and Sec 620.10.2 Temporary Pavement Marking Paint shall be per Sec 1048.20.1.2 High Build Acrylic Waterborne Pavement Marking Paint.

I. Quality Management NJSP-15-22

1.0 Quality Management. The contractor shall provide Quality Management as specified herein to ensure the project work and materials meets or exceeds all contract requirements.

1.1 The contractor shall provide Quality Control (QC) of the work and material, as specified herein, to ensure all work and material is in compliance with contract requirements. QC staff shall perform and document all inspection and testing. The QC inspectors and testers may be employed by the contractor, sub-contractor, or a qualified professional service provided by the contractor.

1.2 The engineer will provide Quality Assurance (QA) inspection. The role of QA is to verify the performance of QC and provide confidence that the product will satisfy given requirements for quality.

1.3 The contractor shall designate a person to serve as the project Quality Manager (QM). The QM shall be knowledgeable of standard testing and inspection procedures for highway and bridge construction, including a thorough understanding of the Missouri Standard Specifications. The QM shall be responsible for the implementation and execution of the Quality Management Plan and shall oversee all QC responsibilities, including all sub-contract work. The QM shall be the primary point of contact for all quality related issues and responsibilities, and shall ensure qualified QC technicians and inspectors are assigned to all work activities. The QM should be separate from the manager of the work activities to effectively manage a QC program.

1.4 Any QC personnel determined in sole discretion of the engineer to be incompetent, derelict in their duties, or dishonest, shall at a minimum be removed from the project. Further investigation will follow with a stop work notification to be issued until the contractor submits a corrective action report that meets the approval of the engineer.

2.0 Quality Management Plan. The contractor shall develop, implement and maintain a Quality Management Plan (QMP) that will ensure the project quality meets or exceeds all contract requirements, and provides a record for acceptance of the work and material. A sample QMP, which shows minimum requirements, is provided on the MoDOT website at: www.modot.org/quality.

2.1 The QMP shall address all QC inspection and testing requirements of the work as described herein. A draft QMP shall be submitted to the Resident Engineer for review at least two weeks prior to the pre-construction conference. An approved QMP is required at least two weeks prior to the start of work, unless otherwise allowed by the engineer. Physical work on the project shall not begin prior to approval of the QMP by the engineer.

2.2 The approved QMP shall be considered a contract document and any revisions to the QMP will require approval from the engineer.

2.3 The following items shall be included in the Quality Management Plan:

- a) Organizational structure of the contractor's project management, production staff, and QC staff, specific to this project.
- b) Name, qualifications, and job duties of the Quality Manager.
- c) A list of all certified QC testers who will perform QC duties on the project, including sub-contract work, and the tests in which they are certified.
- d) A list of all QC inspectors who will perform QC inspection duties on the project, including sub-contract work, and the areas of inspection that they will be assigned.
- e) A procedure for verifying documentation is accurate and complete as outlined in Section 3.
- f) A procedure describing QC Inspections as outlined in Section 4.
- g) A procedure describing QC Testing, as outlined in Section 5, including a job specific Inspection and Test Plan (ITP).
- h) A procedure describing Material Receiving as outlined in Section 6.
- i) A list of Hold Points that are not included in the checklist forms, as outlined in Section 8.
- j) A procedure for documenting and resolving Non-Conforming work as outlined in Section 9.
- k) A procedure for tracking and documenting revisions to the QMP.

- l) A list of any approved changes to the Standard Specifications or ITP, including a reference to the corresponding change order.
- m) Format for the Weekly Schedule and Work Plans as outlined in Section 10, including a list of activities that will require pre-activity meetings.

3.0 Project Documentation. The contractor shall establish a Document Control Procedure for producing and uploading the required Quality Management documents to a MoDOT-provided server. The document management software used by MoDOT is Microsoft SharePoint®. Contractors do not need to purchase Microsoft SharePoint®, however, it is recommended that new users acquire some basic training to better understand how to use this software. MoDOT does not provide the software training, but there are several online vendors who do. Contractors are required to use Microsoft Excel® and Microsoft Word® with some documents.

3.1 The contractor shall utilize the file structure and file naming convention provided by MoDOT. A sample file structure is available on the MoDOT website.

3.2 Documents (standard forms, reports, and checklists) referenced throughout this provision are considered the minimum documentation required. They shall be obtained from MoDOT at the following web address: www.modot.org/quality. The documents provided by MoDOT are required to be used in the original format, unless otherwise approved by the engineer. Any alteration to these forms shall be approved by the engineer.

3.3 Timely submittal of the required documents to the MoDOT document storage location is essential to ensure payment can be processed for the completed work. Submittal of the documents is required within 12 hours of the work shift that the work was performed, or on a document-specific schedule approved by the engineer and included in the QMP.

3.4 The contractor shall establish a verification procedure that ensures all required documents are submitted to the engineer within the specified time, and prior to the end of each pay period for the work that was completed during that period. Payment will not be made for work that does not include all required documents. Minimum documents that might be required prior to payment include: Test Reports, Inspection Checklists, Materials Receiving Reports, and Daily Inspection Reports.

3.5 The contractor shall perform an audit at project closeout to ensure the final collection of documents is accurate and complete.

4.0 Quality Control Inspections. The QMP shall identify a procedure for performing QC inspections. QC inspections shall be performed for all project activities to ensure the work is in compliance with the contract, plans and specifications.

4.1 The QM shall identify the QC inspectors assigned to each work activity. The QC inspectors shall inspect the work to ensure the work is completed in accordance with the plans and specifications, and shall document the inspection by completing the required inspection checklists, forms, and reports provided by MoDOT. Depending on the type of work, the checklists may be necessary daily, or they may follow a progressive work process. The frequency of each checklist shall be stated in the QMP. The contractor may propose alternate versions of checklists that are more specific to the work.

4.2 A Daily Inspection Report (DIR) is required to document pertinent activity on the project each day. This report shall include a detailed diary that describes the work performed as well as observations made by the inspection staff regarding quality control. The report shall include other items such as weather conditions, location of work, installed quantities, tests performed, and a list of all subcontractors that performed work on that date. The report shall include the full name of the responsible person who filled out the report and shall be digitally signed by an authorized contractor representative.

4.3 External fabrication of materials does not require further QC inspection if the product is currently under MoDOT inspection or an approved QC/QA program. QC inspection and testing required in the production of concrete for the project shall be the responsibility of the contractor.

4.4 The contractor shall measure, and document on the DIR, the quantity for all items of work that require measurement. Any calculations necessary to support the measurement shall be included with the documentation. The engineer will verify the measurements prior to final payment.

5.0 Quality Control Testing. The QMP shall identify a procedure for QC testing. The contractor shall perform testing of the work at the frequency specified in the Inspection and Test Plan (ITP).

5.1 MoDOT will provide a standard ITP and the contractor shall modify it to include only the items of work in the contract, including adding any Job Special Provision items. The standard ITP is available on the MoDOT website at www.modot.org/quality. The contractor shall not change the specifications, testing procedures, or the testing frequencies, from the standard ITP without approval by the engineer and issuance of a change order.

5.2 Test results shall be recorded on the standard test reports provided by the engineer, or in a format approved by the engineer. Any test data shall be immediately provided to the engineer upon request at any time, including prior to the submission of the test report.

5.3 The contractor shall ensure that all personnel who perform sampling and/or testing are certified by the MoDOT Technician Certification Program or a certification program that has been approved by MoDOT for the sampling and testing they perform.

5.4 If necessary, an independent third party will be used to resolve any significant discrepancies between QC and QA test results. All dispute resolution testing shall be performed by a laboratory that is accredited in the AASHTO Accreditation Program in the area of the test performed. The contractor shall be responsible for the cost to employ the third party laboratory if the third party test verifies that the QA test was accurate. The Commission shall be responsible for the cost if the third party test verifies that the QC test was accurate.

6.0 Material Receiving. The QMP shall identify a procedure for performing material receiving. Standard material receiving forms will be provided by the engineer.

6.1 The procedure shall address inspections for all material delivered to the site (excluding testable material such as concrete, asphalt, aggregate, etc.) for general condition of the material at the time it is delivered. The material receiving procedure shall record markings and accompanying documentation indicating the material is MoDOT accepted material (MoDOT-OK Stamp, PAL tags, material certifications, etc.).

6.2 All required material documentation must be present at the time of delivery. If the material is not MoDOT accepted, the contractor shall notify the engineer immediately and shall not incorporate the material into the work.

7.0 Quality Assurance. The engineer will perform Quality Assurance inspection and testing (QA) to verify the performance of QC inspection and testing. The frequency of the QA testing will be as shown in the ITP, but may be more frequent at the discretion of the engineer. The engineer will record the results of the QA testing and inspection and will inform the contractor of any known discrepancies.

7.1 QA is responsible for verifying the accuracy of the final quantity of all pay items in the contract. This includes taking measurements on items that require measurement and other items that are found to have appreciable errors.

7.2 QA inspection and test results shall not be used as a substitute for QC inspection and testing.

7.3 QA will be available for Hold Point inspections at the times planned in the Weekly Schedule. The inspections may be re-scheduled as needed, but a minimum 24-hour advance notification from the contractor is required unless otherwise approved by the engineer.

8.0 Hold Points. Hold Points are events that require approval by the engineer prior to continuation of work. Hold Points occur at definable stages of work when the succeeding work depends on a QA review of the preceding work before work can continue.

8.1 A list of minimum Hold Points will be provided by the engineer and shall be included in the QMP. The engineer may make changes to the Hold Point list at any time.

8.2 Prior to all Hold Point inspections, QC shall provide the engineer with the Daily Inspection Reports, Inspection Checklists, Test Reports, and Material Receiving Reports for the work performed leading up to the Hold Point. If the engineer identifies any corrective actions needed during a Hold Point inspection, the corrections shall be completed prior to continuing work. The engineer may require a new Hold Point to be scheduled if the corrections require a follow-up inspection.

9.0 Non-Conformance Reporting. Non-conformance reports shall be issued by the contractor for work that does not meet the contract requirements. Non-conforming work includes work, testing, materials and processes that do not meet contract requirements. The contractor shall establish a procedure for identifying and resolving non-conforming work as well as tracking the status of the reports.

9.1 Contractor QC staff or production staff should identify non-conforming work and document the details on the Non-Conformance Report form provided by MoDOT. QA staff may also initiate a non-conformance report.

9.2 In-progress work that does not meet the contract requirements may not require a non-conformance report if production staff is aware of the issue and corrects the problem during production. QC or QA may issue a non-conformance report for in-progress work when documentation of the deficiency is considered beneficial to the project record.

9.3 The contractor shall propose a resolution to the non-conforming work. Acceptance of a resolution by the engineer is required before closure of the non-conformance report.

9.4 For recurring non-conformance work of the same or similar nature, a written Corrective Action Request will be issued by QC or QA. The contractor shall then establish a procedure for tracking the corrective action from issuance of the request to implementation of the solution. Approval from the engineer is required prior to implementation of the proposed corrective action. The contractor shall notify the engineer after the approved corrective action has been implemented.

10.0 Work Planning and Scheduling. The contractor shall include Quality Management in all aspects of the work planning and scheduling. This shall include providing a Weekly Schedule, a Work Plan for each work activity, and holding pre-activity meetings for each new activity.

10.1 A Weekly Schedule shall be provided to the engineer each week that outlines the planned project activities for the following two-week period. This schedule shall include all planned work, identification of all new activities, traffic control events, and requested Hold Point inspections for the period. Planned quantity of materials, along with delivery dates should also be included in the schedule.

10.2 A Work Plan shall be submitted to the engineer at least one week prior to the pre-activity meeting. The Work Plan shall include the following: a safety plan, list of materials to be used, work sequence, defined responsibilities for QC testing and inspection personnel, and stages of work that will require Hold Point inspections.

10.3 A pre-activity meeting is required prior to the start of each new activity. The purpose of this meeting is to discuss details of the Work Plan and schedule, including all safety precautions. Those present at the meeting shall include: the production supervisor for the activity, the Quality Manager, QC inspection and testing staff, and QA. The Quality Manager will review the defined responsibilities for QC testing and inspection personnel and will address any quality issues with the production staff. Attendees may join the meeting in person or by phone or video conference.

11.0 Basis of Payment. Payment for all costs associated with developing, implementing and maintaining the Quality Management Plan, providing Quality Control inspection and testing, and all other costs associated with this provision, will be considered included in the unit price of each contract item. No direct pay will be made for this provision.

J. MoDOT's Construction Workforce Program NJSP-15-17A

1.0 Description.

1.1 Projects utilizing federal funds include contract provisions for minority and female workforce utilization in the various trade crafts used to complete construction contracts. These federal contract workforce goals are described in the section labeled "Notice of Requirement for Affirmative Action to Ensure Equal Employment Opportunity". These goals are included in all MoDOT federal aid contracts and are under the authorization and enforcement of the U.S. Department of Labor (US DOL).

1.2 The Federal workforce requirement (Goals – TABLE 1) is authorized in 41 CFR Part 60-4

and Executive Order 11246 which set Equal Employment Opportunity goals with Affirmative Action requirements.

1.3 The required federal aid workforce provisions noted above, coupled with the following additional contract provisions, constitute MoDOT's Construction Workforce Program herein called Program.

1.4 This provision does not require pre-qualification nor is it a condition of award.

1.5 The Program does not eliminate or limit any actions the US DOL may take in relation to this contract's federal provisions.

1.6 The Program goals included in the contract are separate from any Disadvantaged Business Enterprise (DBE) or On-The-Job (OJT) training provision that may be included as contract provisions. DBE and OJT goals may or may not be included in a contract based on the individual size of contracts, type of contract work, anticipated length of contract, available and willing resources or other reasons.

1.7 Contractor, for the purpose of this provision, means the prime contractor and any and all subcontractors.

1.8 It is expected that the contractor recognizes the construction workforce goals for both minority and female workers in the project's county and make efforts to attain those goals, if possible, through the existing workforce makeup of the prime (including subcontractors) that will be on the project and/or through hiring opportunities that may arise for the project. However, it is not the intent of this provision to compel any contractor to displace existing workforce or move workers around to just meet the workforce goals.

1.9 If the contractor's existing Missouri construction workforce meets or exceeds the federal workforce goals established in Table 1, then the OJT goal (Training Provision) if included in the contract, does not be apply.

1.10 Contractor's Workforce Plan. The Contractor shall submit its Workforce Plan a minimum of 1 week before construction starts. One plan shall be submitted for the project that shall include the cumulative planned workforce of the prime and subcontractor(s). The contractor shall prepare the plan, for total minority and female utilization, regardless of the craft. The Engineer will provide the Contractor with comments regarding their Workforce Plan prior to the start of construction. Once work starts, all monthly reporting shall include the craft of each worker reported. If the contractor's plan includes project manager, direct project support roles, project testers or other project professionals, these designations should also be included in addition to the workers designated by craft such as laborer, operator, carpenter, ironworker and others.

1.11 The plan accepted by the engineer before the start of construction will be the effort expected of the prime contractor to maintain during the life of the project.

1.12 If the contractors planned project workforce plan (including OJT hours if included in the contract) is short of the goals included in Table 1, there is opportunity for the contractor to receive a reimbursement of \$10.00 / hour for any new project minority and female hires needed through the remainder of the project. The reimbursement is applicable to work that qualifies for prevailing wage under the federal Davis-Bacon Act, 40 U.S.C. §§ 3141–3148, in accordance

with an approved workforce plan. Any reimbursement must be pre-approved by the Engineer. The reimbursement is provided as a remedy to the contractor and as an aid in the long-term growth of experienced persons in the building of roads and bridges in Missouri. The contractor shall manage the plan through the life of the project as described in the plan or as modified, in coordination with the Engineer. The total amount available per project is not capped.

1.13 The Contractor's workforce plan may include existing construction support and professional services staff.

2.0 Forms and Documentation. The bidder must submit the following documents if awarded the contract:

Cumulative Workforce Utilization Reports. This report is contract specific. One report shall be submitted to the Engineer by the 15th of each month. The report will be used to report the total workforce compliance data for the prime contractor and all subcontractors retained by the contractor on the Commission's construction contract. The reporting shall include the workforce hours per each craft broken down by gender and ethnicity. Construction Support, testing and other professional services hours shall be included as these hours are part of the overall plan. The report will include the previous month's hours worked for the project. For projects less than 60 days in length, only one report with total hours worked by classification is required at substantial completion of construction.

3.0 Methods for Securing Workforce Participation and Good Faith Efforts.

3.1 *By submitting a bid, the Bidder agrees, as a material term of the contract, to carry out MoDOT's Construction Workforce Program by making good-faith efforts to utilize minority and female workers on the contractor's job sites to the fullest extent consistent with submitting the lowest bid to MoDOT. The Bidder shall agree that the Program is incorporated into this document and agree to follow the Program. If a bidder is unable to meet the workforce goals at the time of bid, it shall be required to objectively demonstrate to MoDOT that the goals have been met or demonstrate a good faith effort has been made with the level of effort submitted prior to the start of construction.*

3.2 The Engineer, through consultation with MoDOT's External Civil Rights (ECR's) Division, may determine that the contractor has demonstrated that good-faith efforts to secure minority and female participation have been made.

3.3 In evaluating good-faith efforts, the ECR's Division will take into consideration the affirmative actions listed in the Federal Provisions (including provisions of Executive Order 11246).

3.4 MoDOT's Program allows the contractor flexibility to implement a project specific workforce and improve the diversity of their existing workforce that can be utilized across various areas of the state to meet future MoDOT Program goals and Federal Provisions.

3.5 If the contractor's approved plan changes during the project and/or the available workforce changes from what is approved at any time, it is the contractor's responsibility to remedy, in coordination with MoDOT's ECR Division, the conditions as outlined and made available through this provision.

4.0 Compliance Determination. (Required with project closeout) All documentation and on-site information will be reviewed by MoDOT's ECR Division in making a determination of whether the contractor made sufficient good faith efforts to meet the compliance with MoDOT's Construction Workforce Program.

5.0 Liquidated Damages. If the contractor elects to not submit a workforce plan prior to work starting or fails to fulfill their workforce plan committed to prior to the start of construction, the contractor will be required to establish a good-faith effort determination, as to why either of these events occurred. MoDOT may sustain damages, the exact extent of which would be difficult or impossible to ascertain, as this impacts the cost of future road and bridge construction. Therefore, in order to liquidate those damages, MoDOT shall be entitled, at its sole discretion, to deduct and withhold the following amounts: **The sum of one thousand five hundred (\$1,500)**

6.0 Administrative Reconsideration. The contractor shall be offered the opportunity for administrative reconsideration upon written request related to findings and/or actions determined by MoDOT's ECR's Division. The Administrative Reconsideration Committee shall be composed of individuals not involved in the original MoDOT determination(s).

7.0 Available Pre-Apprentice Training Programs. The Commission has established a labor force recruiting program intended to assist contractors in identifying, interviewing and hiring qualified job applicants. MoDOT strongly encourages the hiring of individuals from the MoDOT funded pre-apprentice training programs.

8.0 Independent Third-Party Compliance Monitor (Monitor). MoDOT may utilize a monitor that will be responsible for tracking the project's workforce utilization for the information the contractor submits. The contractor and its subcontractors shall allow the monitor access to their reports, be available to answer the monitor's questions and allow the monitor to access to the site and to contractor and subcontractor employees. The monitor shall abide by the contractor's project site protocols.

9.0 Regional Diversity Council (Council). (Applicable to the Kansas City and St. Louis District regions only) The Council shall consist of local community leaders, leadership of local construction trades, MoDOT staff, Industry representation, and a representative(s) from the Federal Highway Administration. The Council will meet quarterly and evaluate the workforce activity per each project according to the following criteria:

- a. Review monthly workforce reports.
- b. Review progress toward the stated project workforce program.
- c. Review findings of Administrative Reconsideration hearings.
- d. Recommend *other* workforce actions to MoDOT.

10.0 Federal Workforce Goals.

Female Participation for Each Trade is 6.9% Statewide for Missouri.

Minority Participation for Each Trade is shown below in Table 1.

TABLE 1:

County	Goal (Percent)	County	Goal (Percent)
Adair	4	Linn	4
Andrew	3.2	Livingston	10
Atchison	10	McDonald	2.3
Audrain	4	Macon	4
Barry	2.3	Madison	11.4
Barton	2.3	Maries	11.4
Bates	10	Marion	3.1
Benton	10	Mercer	10
Bollinger	11.4	Miller	4
Boone	6.3	Mississippi	11.4
Buchanan	3.2	Moniteau	4
Butler	11.4	Monroe	4
Caldwell	10	Montgomery	11.4
Callaway	4	Morgan	4
Camden	4	New Madrid	26.5
Cape Girardeau	11.4	Newton	2.3
Carroll	10	Nodaway	10
Carter	11.4	Oregon	2.3
Cass	12.7	Osage	4
Cedar	2.3	Ozark	2.3
Chariton	4	Pemiscot	26.5
Christian	2	Perry	11.4
Clark	3.4	Pettis	10
Clay	12.7	Phelps	11.4
Clinton	10	Pike	3.1
Cole	4	Platte	12.7
Cooper	4	Polk	2.3
Crawford	11.4	Pulaski	2.3
Dade	2.3	Putnam	4
Dallas	2.3	Ralls	3.1
Daviess	10	Randolph	4
DeKalb	10	Ray	12.7
Dent	11.4	Reynolds	11.4
Douglas	2.3	Ripley	11.4
Dunklin	26.5	St. Charles	14.7
Franklin	14.7	St. Clair	2.3
Gasconade	11.4	St. Francois	11.4
Gentry	10	Ste. Genevieve	11.4
Greene	2	St. Louis City	14.7
Grundy	10	St. Louis County	14.7
Harrison	10	Saline	10
Henry	10	Schuyler	4

Hickory	2.3	Scotland	4
Holt	10	Scott	11.4
Howard	4	Shannon	2.3
Howell	2.3	Shelby	4
Iron	11.4	Stoddard	11.4
Jackson	12.7	Stone	2.3
Jasper	2.3	Sullivan	4
Jefferson	14.7	Taney	2.3
Johnson	10	Texas	2.3
Knox	4	Vernon	2.3
Laclede	2.3	Warren	11.4
Lafayette	10	Washington	11.4
Lawrence	2.3	Wayne	11.4
Lewis	3.1	Webster	2.3
Lincoln	11.4	Worth	10
		Wright	2.3

**STANDARD FEDERAL EQUAL EMPLOYMENT OPPORTUNITY CONSTRUCTION
CONTRACT SPECIFICATIONS (EXECUTIVE ORDER 11246)**

This contractor and subcontractor shall abide by the requirements of 41 CFR 60-1.4(a), 60-300.5(a) and 60-741.5(a). These regulations prohibit discrimination against qualified individuals based on their status as protected veterans or individuals with disabilities, and prohibit discrimination against all individuals based on their race, color, religion, sex, sexual orientation, gender identity or national origin. Moreover, these regulations require that covered prime contractors and subcontractors take affirmative action to employ and advance in employment individuals without regard to race, color, religion, sex, sexual orientation, gender identity, national origin, disability or veteran status.

As used in these specifications:

"Minority" includes;

- (i) Black (all person having origins in any of the Black African racial groups not of Hispanic origin);
- (ii) Hispanic (all persons of Mexican, Puerto Rican, Cuban, Central or South American or other Spanish Culture or origin, regardless of race);
- (iii) Asian and pacific islander (all persons having origins in any of the original peoples of the Far East, southeast Asia, the Indian Subcontinent, or the Pacific Islands; and
- (iv) American Indian or Alaskan Native (all persons having origins in any of the original peoples of North American and maintaining identifiable tribal affiliations through membership and participation or community identification).

K. Removal and Delivery of Existing Signs JSP-12-01C

1.0 Description. All Commission-owned signs removed from the project shall be disassembled, stored, transported, and disposed of as specified herein. Sign supports, structures and hardware removed from the project shall become the property of the contractor.

2.0 Disassembly and Delivery.

2.1 All Commission-owned signs, (excluding abandoned billboard signs), designated for removal in the plans, or any other signs designated by the Engineer, shall be removed from the sign supports and structures, disassembled, stored, transported, and delivered by the contractor to the recycling center for destruction.

2.2 The contractor shall coordinate and make arrangements with the recycling center for delivery of the signs. Sign panels shall be disassembled and/or cut into sizes as required by the recycling center.

2.3 The contractor shall provide the Engineer with a "Sign Delivery Certification" attesting to completion of delivery of all existing sign material from the project to the recycler. In addition, the contractor shall provide to the Engineer a final "Sign Certification of Destruction" from the recycler that documents the total pounds of scrap sign material received from the project and attests that all such material will not be re-purposed and will be destroyed in a recycling process. The contractor can locate the required certification statements from the Missouri Department of Transportation website:

<https://www.modot.org/forms-contractor-use>

2.4 Funds received from the disposal of the signs from the recycling center shall be retained by the Contractor.

3.0 Basis of Payment. All costs associated with removing, disassembling and/or cutting, storing, transporting, and disposing of signs shall be considered as completely covered by the contract unit price for Item No. 202-20.10, "Removal of Improvements", per lump sum.

L. Disposition of Existing Signal/Lighting and Network Equipment JSP-15-05A

1.0 Description. All controllers, cabinets, cabinet equipment, network equipment, DMS equipment, antennas, radios, modems, and other equipment noted in the plans shall be removed by the contractor and delivered to the following location:

Sikeston Signal Shop Log
111 Edwards St. Sikeston 63801
Contact: Chris Medley
Traffic Supervisor
Phone: 417-252-0631

2.0 Signal Equipment. All equipment other than network communication devices noted in 3.0 are to be transported to the address listed above. The contractor shall notify the Commission's representative 24 hours prior to each delivery by calling the phone number listed above and ask for the field traffic supervisor.

3.0 Network Communication Devices. Devices such as CCTV cameras and domes, video encoders, device servers, Ethernet switches, media converters, and radio assemblies are to be transported to the address listed below. The contractor shall notify the Commission's representative 24 hours prior to each delivery by calling phone number listed below and providing details for the delivery.

Sikeston Signal Shop Log
111 Edwards St. Sikeston 63801
Contact: Chris Medley
Traffic Supervisor
Phone: 417-252-0631

4.0 The contractor shall exercise reasonable care in the handling of the equipment during the removal and transportation. Should any of the equipment be damaged by the contractor's negligence, it shall be replaced at the contractor's expense. The contractor shall dispose of any other equipment. Delivery shall be within 2 working days of removal. All items returned shall be tagged with the date removed, project number and location/intersection.

5.0 Basis of Payment. Payment for removal, handling and transportation of all equipment specified shall be considered completely covered by the contract unit price for 202-20.10, Removal of Improvements, per lump sum.

 **REVISED** M.

Alternates for Pavements JSP-96-04G

1.0 Description. This work shall consist of a pavement composed of either portland cement concrete or asphaltic concrete, constructed on a prepared subgrade in accordance with the standard specifications and in conformity with the lines, grades, thickness and typical cross sections shown on the plans or established by the engineer.

1.1 Separate pay items, descriptions and quantities are included in the itemized proposal for each of the alternates. The bidder shall only bid one of the alternates and leave the contract unit price column blank for any pay item listed for any other alternate. If the bidder leaves any value in the unit price column for another alternate other than the one they are bidding, the bid will be rejected.

2.0 Mainline Pavements

2.0.1 A sum of \$691,700 will be added by the Commission to the total bid using an asphalt alternate for the Mainline (Alternate G) pavement for bid comparison purposes to factor in life cycle cost analysis of the roadway. The additional amount added will not represent any additional payment to be made to the successful bidder and is used only for determining the low bid.

2.0.2 A sum of \$417,800 will be added by the Commission to the total bid using an asphalt alternate for the Outer Road (Alternate K) pavement for bid comparison purposes to factor in life cycle cost analysis of the roadway. The additional amount added will not represent any additional payment to be made to the successful bidder and is used only for determining the low bid.

2.1 A2 Shoulders

2.1.1 A sum of \$127,200 will be added by the Commission to the total bid using an asphalt A2 Shoulder alternate for the Mainline Shoulders (Alternate I) pavement for bid comparison purposes to factor in life cycle cost analysis of the roadway. The additional amount added will not represent any additional payment to be made to the successful bidder and is used only for determining the low bid.

2.2 The quantities shown for each alternate reflect the total square yards of pavement surface designated for alternate pavement types as computed and shown on the plans. No additional payment will be made for asphaltic concrete mix quantities to construct the required 1:1 slope along the edge of the pavement, or for tack applied between lifts of asphalt.

 **REVISIED** **2.3 The grading shown on the plans was designed for the thinner concrete pavement alternate.**

2.4 Pavement alternates composed of Portland cement concrete shall have contrast pavements for intermittent markings (skips), dotted lines, and solid intersection lane lines. The pavement markings shall comply with Sec 620. No additional payment will be for the contrast pavement markings.

3.0 Method of Measurement. The quantities of concrete pavement will be measured in accordance with Sec 502.14. The quantities of asphaltic concrete pavement will be measured in accordance with Sec 403.22.

4.0 Basis of Payment. The accepted quantity of the chosen alternate and other associated items will be paid for at the unit price for each of the appropriate pay items included in the contract.

4.1 For projects with previously graded roadbeds, any additional quantities required to bring the roadway subgrade to the proper elevation will be considered completely covered by the pay item for Subgrading and Shouldering.

4.2 For projects with grading in the contract, there will be no adjustment of the earthwork quantities due to adjusting the roadway subgrade for alternate pavements.

N. Temporary Long-Term Rumble Strips JSP-13-04C

1.0 Description. The work shall include furnishing, installing, maintaining, and removing long-term rumble strips, as shown in the plans, or as designated by the engineer.

2.0 Material.

2.1 The long-term rumble strips shall be 10 feet to 12 feet in length, fabricated from a polymer material, and be orange in color.

2.2 The long-term rumble strips shall have a minimum width of 4 inches, but no greater than 6 inches. The long-term rumble strips shall have a minimum thickness of 0.25 inch, but no greater than 0.50 inch.

2.3 The long-term rumble strips shall have a pre-applied adhesive backing for securing to the asphalt or concrete roadway surface.

3.0 Construction. Long-term rumble strips layout and spacing shall be in accordance with the plans or as approved by the engineer. The long-term rumble strips shall be installed and removed in accordance with manufacturer's recommendation. The contractor shall monitor and repair, and maintain if necessary the long-term rumble strips until removed.

3.1 Each set shall consist of five individual strips spaced ten to twelve feet on center.

3.2 The long-term rumble strips removal process shall not damage the roadway surface. If any damage occurs to the pavement during the removal of long-term rumble strips, the contractor shall replace or repair the damaged pavement at no cost to the Commission.

4.0 Method of Measurement. Measurement of long-term rumble strips will be per each complete set of five strips.

5.0 Basis of Payment. The accepted quantity of Temporary Long-Term Rumble Strips sets will be paid for at the contract unit price for 616-20.02, Temporary Long-Term Rumble Strips, per each set. The long-term rumble strips unit bid price shall include the cost of all labor, equipment, and materials to install, maintain, and remove the rumble strips.

O. Centerline Geometry

1.0 Description. Design centerline for this project is a best fit based on right of way markers and other physical features. Existing and proposed pavement as shown in the plans from station 529+00 to 577+00 is shown as offset from this design centerline. All widening operations for northbound and southbound Route 67 between these stations will be based on widths shown in project typical sections and references for this widening will be existing joints in concrete pavement. Coordination with Engineer shall be required prior to construction staking for widening in these areas.

2.0 Basis of Payment. Payment for compliance with this provision shall be considered as completely covered by the unit price bid for

Item 627-40.00, Contractor Furnished Surveying and Staking, per lump sum

P. Temporary Optional Pavement & Base

1.0 Description. This work shall consist of a temporary pavement composed of either Portland cement concrete or asphaltic concrete and temporary base of Type 1 Aggregate Base constructed on a prepared subgrade. This work shall be performed in accordance with the standard specifications and as shown on the plans or established by the engineer.

2.0 The quantities shown reflect the total square yards of pavement surface designated for each pavement type as computed and shown on the plans.

2.1 No additional payment will be made for asphaltic concrete mix quantities to construct the required 1:1 slope along the edge of the pavement, or for tack applied between lifts of asphalt.

2.2 No additional payment will be made for aggregate base quantities outside the limits of the final surface area as computed and shown on the plans.

2.3 The contractor shall comply with Sections 401 through 403 for the asphalt option and Sections 501 and 502 for the concrete option.

2.4 Pavement options composed of Portland cement concrete shall have contrast pavement marking for intermittent markings (skips), dotted lines, and solid intersection lane lines. The pavement markings shall be in accordance with Section 620. No additional payment will be made for the contrast pavement markings.

2.5 Grading and earthwork need to construct the pavement is considered incidental to the cost of the temporary pavement. See plans for details.

2.6 Removal of temporary pavement and establishment of final grade lines is included in payment for the work.

3.0 Method of Measurement. The quantities of concrete pavement will be measured in accordance with Section 502.14. The quantities of asphaltic concrete pavement will be measured in accordance with Section 403.22.

4.0 Basis of Payment. The accepted quantity of the chosen option will be paid for by the contract unit bid price for Item 401-99.05, "Misc. Temporary Optional Pavement & Base", per square yard.

Q. Temporary Pavement Marking Removal

1.0 Description. This work will include removing temporary pavement markings as shown on the traffic control plans.

2.0 Construction Requirements. This work shall conform to Section 620.50 of the Standard Specifications, latest edition. In addition, the contractor will not be allowed to diamond grind; waterblasting or shotblasting are the preferred removal methods.

3.0 Basis of Payment. Temporary pavement marking removal shall be incidental to the cost of each of the associated temporary pavement marking pay items shown on the contract plans.

R. Rigid Geogrid to Enhance Aggregate Base or to Enhance Rock Base NJSP-18-11B

1.0 Description. This work shall consist of furnishing and installing rigid geogrid base reinforcement, over a separation geotextile, on a prepared subgrade prior to the placement of the aggregate base or rock base as shown in the plans or as directed by the engineer.

2.0 Materials. The rigid geogrid shall be manufactured from a punched and drawn polypropylene sheet integrally formed into a biaxial or triaxial grid structure designed to provide significant mechanical interlock with the aggregate material being reinforced. The rigid geogrid structure shall be dimensionally stable to retain its reinforcement and interlock capabilities under repeated dynamic loads while in service and shall have high resistance to damage during

construction, ultraviolet degradation, and all naturally encountered forms of chemicals, alkalis, acids, and biological degradation encountered in the materials being reinforced. Woven or flexible geogrids will not be allowed. A separation geotextile meeting the requirements of Sec 1011.3.4 shall be used in conjunction with the rigid geogrid. All aggregate base shall comply with Sec 304 and all rock base shall comply with Sec 303.

2.1 Physical Properties. The rigid geogrid shall meet the following properties:

Property	Test Method	Units	Geogrid Requirements ¹	
			MD	XMD
Rigid Geogrid Type	Observed	Punched & Drawn Polypropylene		
Aperture Shape	Observed	Equilateral Triangular, Rectangle, or Square		
Minimum Roll Width	Observed	feet	9	
Minimum Index Properties (Unless indicated otherwise)				
Rib Thickness	Observed	inch	0.05	0.05
Maximum Aperture Dimensions ^{6,7}	Calipered	inch	1.3	1.3
Tensile Strength @ 2 % Strain	ASTM D6637	lbs/ft	410	620
Tensile Strength @ 5 % Strain	ASTM D6637	lbs/ft	810	1340
Ultimate Tensile Strength	ASTM D6637	lbs/ft	1310	1970
Structural Integrity				
Junction Efficiency ²	ASTM D7737 Method A	Percent	93	
Flexural Stiffness ³	ASTM D7748	mg-cm	750,000	
Aperture Stability ⁴	GRI GG9	m-N/deg	0.65	
Durability				
Resistance to Installation Damage ⁵	ASTM D 6637	%SC / %SW / %GP	95 / 93 / 90	
UV Resistance @ 500 hours	ASTM D 4355	Percent	100	
Resistance to Chemical Degradation	EPA 9090 Emersion Testing	Percent	100	

Notes:

1. Minimum Average Roll Values (MARVs) determined in accordance with ASTM 4759, unless indicated otherwise. MD = Machine Direction; XMD = Cross-Machine Direction
2. Load transfer capability expressed as a percentage of ultimate tensile strength.
3. Resistance to bending force determined in accordance with ASTM D7748, using specimens of width two ribs wide, with transverse ribs cut flush with exterior edges of longitudinal ribs (as a "ladder"), and of length sufficiently long to enable measurement of the overhang dimension.
4. Resistance to in-plane rotational movement measured by applying a 20 kg-cm (2 m-N) moment to the central junction of a 9 inch x 9 inch specimen restrained at its perimeter in accordance with GRI GG9.
5. Resistance to loss of load capacity or structural integrity when subjected to mechanical installation stress in clayey sand (SC), well-graded sand (SW), and crushed stone classified as poorly graded gravel (GP). The rigid geogrid shall be sampled shall be in accordance with ASTM D5818 and load capacity shall be determined in accordance with ASTM D6637.
6. Nominal dimensions rounded to the nearest one tenth of an inch.
7. Maximum MD or XMD shall be no greater than or equal to 2*D85 of the aggregate base. Minimum MD or XD shall be no less than 1.0 inches.

2.2 Acceptance. The contractor shall furnish a manufacturer's certification to the engineer for each lot of material furnished stating the name of the manufacturer, the chemical composition and certifying that the material supplied is in accordance with this specification. The certification shall include or have attached typical results of tests from specific lots for all specified requirements. A rigid geogrid will be rejected at installation if it has defects, rips, holes, flaws, deterioration or damage incurred during manufacture, transport, handling or storage.

2.3 Handling. Each roll shall be clearly marked with manufacturer's name, brand name, lot number. During all periods of shipping and storage, the separation geotextile and rigid geogrid shall be protected from temperatures greater than 140 deg. F and all deleterious materials that might otherwise become affixed to the rigid geogrid and affect its performance. The manufacturer's recommendations shall be followed regarding protection from direct sunlight. The separation geotextile and rigid geogrid shall be stored off the ground in a clean, dry environment.

3.0 Construction. The separation geotextile and rigid geogrid shall be installed in accordance with the manufacturer's recommendations and with this job special provision.

3.1 Site Preparation. The surface shall be smooth and free of stumps, large stones, sharp objects, and debris that may puncture the separation geotextile or damage the rigid geogrid.

3.2 Separation Geotextile.

3.2.1 The separation geotextile fabric shall be used on all subgrades that require the rigid geogrid to prevent the infiltration of fines.

3.2.2 Separation Geotextile Installation. The separation geotextile shall be laid out smooth and applied with tension to minimize wrinkles or folds on the prepared subgrade. The separation geotextile shall be oriented such that the roll length runs parallel to the construction centerline.

3.2.3 Exposure. The separation geotextile shall be covered with rigid geogrid material the same day of placement to protect against unnecessary exposure.

3.2.4 Overlaps. The end of separation geotextile rolls and adjacent separation geotextile rolls shall be overlapped a minimum of 3 feet. The overlap shall be in the direction of anticipated aggregate placement and shall be held in place by U-staples, washer pins or aggregate piles.

3.3 Rigid Geogrid Installation. The rigid geogrid shall be laid out smooth and applied with tension to minimize wrinkles or folds on the separation geotextile. The rigid geogrid shall be oriented such that the roll length runs parallel to the construction centerline.

3.3.1 Exposure. The rigid geogrid shall be covered with aggregate base material the same day of placement to protect against unnecessary exposure.

3.3.2 Overlaps. The end of rigid geogrid rolls and adjacent rigid geogrid rolls shall be overlapped a minimum of 3 feet. The overlap shall be in the direction of anticipated aggregate placement and shall be held in place by U-staples, washer pins or aggregate piles.

3.3.3 Intermediate Splicing. The rigid geogrid may require intermediate splices to provide for a smooth layout minimizing wrinkles or folds around curves. Each splice shall be overlapped a minimum of 3 feet and kept taut with fasteners.

3.4 Aggregate Placement. Materials shall be placed onto the rigid geogrid from the edge or over previously placed aggregate. A minimum of 6 inches of crushed aggregate shall be placed over the rigid geogrid before construction equipment is allowed on the material. Construction equipment will not be allowed directly on the rigid geogrid. Rollers shall not use vibratory compaction. Avoid sudden stops or sharp turns when operation construction equipment over the rigid geogrid.

3.5 Damaged Areas. If any separation geotextile or rigid geogrid is damaged during installation, the contractor shall repair or replace the separation geotextile and rigid geogrid in accordance with manufacturer's recommendations. The contractor shall replace any separation geotextile and rigid geogrid damaged prior to or during installation at no expense to the commission.

4.0 Method of Measurement. Measurement of the separation geotextile and rigid geogrid will be made to the nearest square yard. Incidental overlaps for connections and splices are not included in the pay item.

5.0 Basis of Payment. Payment for the Rigid Geogrid and Separation Geotextile will be covered under JSP (V) "Alternate Technical Concepts – Grading, Base, and Paving" and included in the contract unit price for 304-99.05, Optional Base, per square yard.

S. Special Drainage Structures

1.0 Description. This work covers the furnishing and installation of special drainage structures as shown in the plans and details.

2.0 Construction Requirements. Construction shall be in accordance with the Missouri Department of Transportation Standard Specifications and Plans, latest edition.

3.0 Method of Measurement.

3.1 Measurement of Special Inlet shall be the depth for payment, as per the Special Sheets and as shown in the Culvert Section Plan Sheets.

3.3 Excavation for Special Inlets is paid for separately as Class 3 Excavation. See plans for quantities.

4.0 Basis of Payment. The contract unit price shall be considered as full compensation for all labor, equipment, materials, or other construction involved to complete the work. The following is the Pay Item No. for each type of structure listed above:

- Pay Item No. 731-99.03, Special Inlet No. 1, per foot.
- Pay Item No. 731-99.03, Special Inlet No. 2, per foot.

T. Coordination with Other Projects

1.0 Description. The contractor shall coordinate traffic management between the following projects within the same project limits:

- MoDOT Job Number J9P3663 (Route 67 Widening from Route 160 interchange to station 577+00)
- MoDOT Job Number J9P3514 (Route 67 Overlay from south of Route 160 to Arkansas State Line)
- MoDOT Job Number JSEM0059 (Demolition of Buildings and Asbestos Removal along US67)

1.1 This list of projects is not all inclusive. The contractor shall be aware that there may be other projects including, but not limited to, utility, Butler County, private, MoDOT maintenance, permit, or other projects that may impact project construction or traffic control in the vicinity of this project. It shall be the responsibility of the contractor to determine what, if any projects other than the ones listed above may impact this project and work to coordinate construction and traffic management efforts between this project and any other project involved.

2.0 Basis of Payment. No direct payment will be made to the contractor to recover the cost of equipment, labor, materials, or time required to fulfill the above provisions, unless specified elsewhere in the contract document.

U. Access to Commercial and Private Entrances

1.0 Description. While working on entrances or adjacent properties, the contractor shall make every reasonable effort to minimize any interference to the properties and to complete the work diligently. Under no circumstances shall the contractor block ingress/egress to and from businesses during the normal business hours of each business unless as approved by the property owner and engineer.

2.0 Construction Requirements. On all commercial entrances the contractor shall keep one-half of the entrance open at all times. On commercial entrances less than 20' wide it may be necessary for the contractor to provide temporary aggregate to provide access to the property. The contractor shall remove and dispose of the temporary aggregate following completion of the entrance. For properties with more than one entrance the contractor may construct one entire entrance at a time with the approval of the property owner and the engineer.

2.1 The contractor shall complete the entrances as quickly as possible and shall take no longer than 4 weeks to complete any one entrance.

3.0 Basis of Payment. No direct payment will be made to the contractor for any expenses incurred for compliance with this provision.

 ~~DELETED~~ V. ~~Alternate Technical Concepts—Grading, Base, and Paving~~

~~**1.0 Description.** This specification allows the use of alternate grading, base, and pavement sections. The Commission has provided a complete set of plans, quantities, and cross sections~~

to construct this project if the contractor does not elect to use the alternate grading, base, and pavement concepts.

2.0 General Conditions.

2.1 The contractor may consider one, all, or a combination of the following approved alternate grading, base and pavement concepts listed below. The contractor shall not be allowed to construct pavement with a combination of asphalt and concrete layers.

Base Type**	HMA Design	PCCP Design
18" Rock Base	11.0" HMA 1 3/4" SP125C w/ PG 70-22 over 3" SP250C w/ PG 70-22 over 6 1/4" SP250C w/ PG 64-22	9.0" PCCP 15 ft. joints and 1 1/4" dowels

** Section 205— Modified Subgrade shall be used on all pavement designs in addition to the base requirements. Geogrid and geotextile will be only allowed method of subgrade modification.

2.2 The life cycle cost analysis factor shall apply to the asphalt alternates regardless of the technical concept elected.

2.3 The contractor shall build the roadway to the final profile as shown in the plans, regardless of the technical concept elected.

2.4 There will be no adjustment of the earthwork quantities due to adjusting the roadway subgrade based on alternate technical concept selected. Earthwork quantities in the plans are based on the 18" Rock Base option.

2.5 If rock base is used, Sec 303 shall be deleted and replaced as follows:

303.1 Description. This work shall consist of furnishing and placing select rock excavation material in the top 18 inches of the subgrade for use as a base to provide pavement support and drainage as shown on the plans or as directed by the engineer. This work also includes daylighting the 18-inch rock base and finishing the inslopes.

303.2 Material. The material source for rock base shall be in accordance with approval from the engineer. Geologic conditions may vary from available subsurface information. Approval from the engineer of a source for the inherent stone will not constitute approval of the final rock base product. Additional mechanical processing beyond excavation, such as, but not limited to, scalping, size reduction, washing, etc., of the material may be necessary to meet this specification.

303.2.1 Material for rock base shall be durable stone or broken concrete or asphalt containing a combined total of no more than 10 percent of earth, sand, shale and non-durable rock. Material from geologic-filled sink deposits or stone indicating evidence of solution activity shall not be used.

~~303.2.2~~ The material shall be as large as can be conveniently handled within the limits of this specification. No particle dimension shall exceed 12 inches for 18-inch rock base. There shall be some material with particle dimensions exceeding 9 inches for 18-inch rock base. The material shall be uniformly graded from coarse to fine.

~~303.2.3~~ Broken, sound concrete pavement and composite pavements may be used provided the ratio of the longest dimension measurement to thickness does not exceed 2:1 and provided there is no excessive exterior steel mesh that would affect compaction.

~~303.2.4~~ Acceptance of quality and size of material will be made by visual inspection at the job site.

~~303.2.5~~ Material for rock base above modified subgrade (geogrid and geotextile) shall conform to specifications for 4" Type 5 Aggregate Base.

~~303.3 Construction Requirements.~~

~~303.3.1~~ Except as noted herein, all applicable provisions in Sec 203 for the handling and placement of roadway excavation material shall apply.

~~303.3.2~~ The material shall not be dumped in place, but shall be distributed by blading or dozing in a manner to ensure proper placement in final position in the subgrade.

~~303.3.3~~ Rock base may be placed in one lift. Rock base material may be placed thicker, in maximum 18-inch (450 mm) lifts, provided a uniform drainage plane under the rock base is provided. No additional payment will be made for the thicker rock base material. Class C excavation in rock cuts shall be performed to allow placement of the specified lift thickness.

~~303.3.4~~ Material shall be compacted in accordance with Sec 203.5.

~~303.3.5~~ The final surface shall be of a uniform texture and grade suitable for paving. The top 2 inches of the rock base shall consist of either 2-inch maximum rock fragments or spalls or of milled asphalt or crushed concrete. The 2-inch maximum size granular type material shall have a plasticity index not to exceed 10 and a gradation such that at least 50 percent of the material will be retained on the No. 4. Recycled concrete or asphalt or Type 5 aggregate shall have a gradation meeting that as specified Sec 1007. There shall be no exposed rock exceeding the 2-inch size in the final surface that would interfere with final preparation of the base for paving.

~~303.3.6~~ A roughly compensating maximum deviation of $\pm 1/2$ inch (13 mm) from the required elevation will be permitted on the surface of the finished rock base.

~~303.3.7~~ Construction requirements for rock base above modified subgrade (geogrid and geotextile) shall conform to specifications for 4" Type 5 Aggregate Base.

~~3.0 Method of Measurement.~~ Final measurement of the completed rock base will not be made, except for authorized changes during construction. Where appreciable errors are found in the contract quantity, the revision or correction will be computed and added to or deducted from the contract quantity for Optional Base to the nearest 0.10 squared yard.

4.0 Basis of Payment.

~~4.1 Payment for the alternate technical concepts will be considered completely covered by the bid items in the contract documents for pavement and 304-99.05, Optional Base, per square yard. There will be no additional compensation for any item associated with the use of an alternate technical concept.~~

~~4.2 The Commission does not warrant that there are sufficient quantities of Class C material within the project limits to construct the 12-inch and/or 18-inch rock base alternate technical concepts. If the contractor elects to provide additional material to construct the 12 and/or 18 in rock base for any of these concepts, the additional material will be considered included in plan quantity for items set up in the contract. No additional pay will be provided for any material needed to accomplish any of these concepts.~~

W. Property Owner Notification

1.0 Description. It shall be the contractor's responsibility to inform and notify the adjacent property owner 48 hours prior to starting any construction activities that may impact driveway and parking lot access or occur along the frontage of the property owner's parcel. Notification shall be in written form and include the contractor's contact information, the Engineer's contact information, and an estimated schedule of work and the associated impacts.

2.0 Basis of Payment. No direct payment will be made to the contractor for the labor, equipment, material, or time required to comply with this provision.

X. Draining Ponds and Removal of Unsuitable Material

1.0 Description. Existing ponds at Sta 611+00, 624+00, and 655+00 are to be drained and unsuitable material removed prior to embankment construction.

2.0 Construction Requirements.

2.1 The contractor shall submit a plan to the engineer at least 2 weeks prior to draining ponds. Plan should include, but is not limited to, contractor's method for controlling runoff so that flooding does not occur on adjacent properties and proposed erosion control devices to contain any sediment.

2.2 Unsuitable material shall be removed from the bottom of the ponds to a depth of suitable material. Contract quantities for removal and replacement of unsuitable material have been estimated at a depth of 2 feet for Class A Excavation and Embankment in Place. Unsuitable material shall not be used in roadway embankment. This material may be processed and used on slopes with approval of the engineer.

3.0 Basis of Payment. All costs associated with the equipment, labor, materials, and time necessary to fulfill the requirements of this provision shall be considered completely covered by the following items: Item No. 203-10.00 Class A Excavation, per cubic yard, Item No. 203-55.00 Embankment in Place, per cubic yard, and Item No. 806-99.02 Misc. Draining Ponds, per each.

Y. Removal of Buildings

1.0 Description.

1.1 Possession of Building. The contractor's attention is directed to the fact that not all parcels are in possession of the Commission. The contractor is not to enter the buildings or properties until notified by the engineer. The contractor will be given a notice to remove for each parcel when it is in the possession of the Commission.

1.2 The contractor's attention is directed to the fact that since some parcels were not in the possession of the Commission prior to the preparation of the bid proposal, an asbestos survey was not completed for each parcel. The buildings will be surveyed as soon as possession is obtained, and if Asbestos Containing Materials (ACM) are identified, the contractor shall be required to remove them in accordance with Sec 202.40.

2.0 Notice To Remove. The Commission will issue a notice to remove for each parcel listed in the contract. The Commission reserves the right to designate in the notice to remove the order of work. The contractor shall not begin demolition on any building until the designated date in the notice to remove document. The contractor is further advised that removal of hazardous substances from the buildings may delay the issuance of the notice to remove and that the contractor is not to enter any properties nor conduct any demolition of any building until the hazardous material is removed.

2.1 The Commission does not warrant that the listings or depictions of hazardous materials in the bidding documents are complete or accurately reflect either all hazardous materials or their precise locations within or adjacent to the project limits.

3.0 Basis of Payment. All costs associated with the equipment, labor, materials, and time necessary to fulfill the requirements of this provision shall be considered completely covered by the following item: Item No. 202-20.10, "Removal of Improvements", per lump sum.

Z. Restrictions for Migratory Birds NJSP-16-06A

1.0 Description. Swallows or other bird species protected by the Migratory Bird Treaty Act may be nesting under the bridge or bridges that will be repaired under this contract.

2.0 Restrictions. To comply with the Migratory Bird Treaty Act, nests of protected species cannot be disturbed when active (eggs or young are present). Generally, nests are active between April 1 and July 31, but active nests can be present outside of these dates.

2.1 MoDOT to Maintain Prior to the Notice to Proceed. The bridge, or bridges, associated with the work for this contract have been evaluated and any inactive nests found have been removed by MoDOT staff. MoDOT staff will maintain the structures to be free of nests until the Notice to Proceed date. At the notice to proceed, the contractor shall be responsible to maintain the structures to be free of nests until the work on the applicable bridge, or bridges, is complete.

3.0 Avoidance Measures. The contractor shall not disturb active nests or destroy adults, eggs or young birds. In an effort to comply with the Migratory Bird Treaty Act, the contractor operations will be limited to the options established in the following sections.

3.1 Inactive or Partially Constructed Nests. If nests are present and MoDOT determines that the nests are inactive or partially constructed, the contractor may remove the nests provided that the colony's inactive or partially constructed nests are completely removed by March 15 and the contractor maintains a nest free condition until the bridge work is complete. Dry removal methods shall be used when practicable. If dry removal is not practicable, hydro cleaning may be used if approved by the Engineer and only if water is free of blasting grit, chemicals, or detergents, and applied using pressure less than 5,000 PSI. Clean water such as that from municipal water treatment plants or wells shall be used. Use of source water from Waters of the State (i.e., streams or lakes), is allowable, if the appropriate methods to prevent the possible spread of invasive aquatic species are implemented.

3.2 Water and Equipment Used for Hydro cleaning. Aquatic invasives such as zebra mussels and some algae species have infested several bodies of water in the United States and can be transported by vessels (barges, boats, tugs, tankers, etc.) and equipment (tanks, tubing, pumps, etc.) that have been used in areas that contain these invasive species. If equipment is not properly inspected and treated to prevent the spread of invasives, these species can be introduced into areas not currently known to have a population. These invasive species are detrimental to existing ecosystems and can outcompete native species. To assist in preventing the introduction and spread of aquatic invasive species through MoDOT projects in Missouri streams and lakes, the following precautions shall be followed.

3.2.1 Use of Water from Streams, Lakes or Ponds. Contractors shall not use water for nest removal from streams, lakes or ponds, unless they have implemented appropriate methods to prevent the possible spread of invasive aquatic species. Water sources from municipal water treatment plants or wells may be used without following these measures provided the equipment to be used has not previously contained waters from streams, lakes or ponds. If the equipment has previously contained waters from other streams or lakes, the following measures must be implemented prior to use.

3.2.1.1 Equipment Washing. Prior to the use or re-use of equipment following any use with water from streams, lakes or ponds, all equipment shall be washed and rinsed thoroughly with hard spray (power wash) and hot (minimum 120° F) water, for at least one minute.

3.2.1.2 Equipment Treating or Drying. Equipment shall be treated or dried in one of the following manners.

3.2.1.2.1 Equipment interior and/or other surfaces shall be treated with a 10% bleach solution to kill any aquatic nuisance species. This solution must also be run through all intake lines and hoses, to sterilize interior components. When chlorine treatment is used, all chlorine runoff from equipment washing must be collected and properly treated and/or disposed of in accordance with Sec 806.

3.2.1.2.2 Equipment interior and/or other surfaces shall be treated with 140° F water for a minimum of 10 seconds contact on all surfaces. 140 ° F water must also be run through all intake lines and hoses, to purge any standing water.

3.2.1.2.3 Equipment shall be flushed of all non-municipal water, and dried thoroughly, in the sun before using in or transporting between streams and lakes. Dry times will depend on the season the equipment is being used. Equipment must dry a minimum of 7 days for June-September, 18 days for March-May; 18 days for October-November, and 30 days for December-February. The drying method should be reserved as a last resort option.

3.2.2 Prior to use of equipment, contractors shall provide the MoDOT inspector written documentation of the equipment's geographic origin (including the water body it was last used in), as well as defining the specified treatment method used to adequately ensure protection against invasive species. The written documentation will include a statement indicating the contractor is aware of these provisions and will also treat the equipment appropriately after completion of the project.

3.3 Active Nests. The contractor may work on the bridge if active nests are present, as long as the work does not impact or disturb the birds and/or nests. At a minimum, work shall not be performed within 10 feet of an active nest; however, the contractor is responsible for ensuring their activities do not impact the nests, eggs, or young.

4.0 Additional Responsibilities. If active bird nests remain after all reasonable avoidance measures have been taken, or if bird nests are observed during project construction, the contractor shall notify the Resident Engineer and contact the MoDOT Environmental Section (573-526-4778) to determine if there are other allowable options.

 ADDED AA. **Modified Rock Base**

1.0 Description. This work shall consist of a base material composed of Rock Base and Aggregate Base as shown in the plans. This work shall be performed in accordance with the standard specifications and as shown on the plans or established by the engineer. This work also includes daylighting the rock base and finishing the inslopes.

2.0 Materials. Material for Aggregate Base shall be in accordance with Section 304. Material for Rock Base shall be in accordance with Section 303. Additional mechanical processing beyond excavation, such as, but not limited to, scalping, size reduction, washing, etc., of the material may be necessary to meet this specification.

3.0 Construction Requirements. Construction of Aggregate Base shall be in accordance with Section 304. Construction of Rock Base shall be in accordance with Section 303.

4.0 Method of Measurement. Final measurement of the completed Modified Rock Base will not be made, except for authorized changes during construction. Where appreciable errors are found in the contract quantity, the revision or correction will be computed and added to or deducted from the contract quantity for Modified Rock Base to the nearest 0.10 square yard.

5.0 Basis of Payment.

5.1 Payment for Modified Rock Base will be considered completely covered by the bid items in the contract documents for pavement and 304-99.05, Modified Rock Base, per square yard. There will be no additional compensation for any item associated with the use of an alternate technical concept.

5.2 The Commission does not warrant that there are sufficient quantities of Class C material within the project limits to construct the Modified Rock Base. If the contractor elects to provide additional material to construct the rock base, the additional material will be considered included in plan quantity for items set up in the contract. No additional payment will be made for material needed to maintain the required edge slopes.

 **ADDED** BB. **Modified Subgrade Materials**

1.0 Description. This work shall consist of modifying a subgrade to improve stability. The use of hydrated lime or other chemical material will not be allowed for subgrade stabilization. Subgrade stabilization shall consist of a geogrid and geotextile as shown in the plans. This work shall be performed as specified in the contract, at the contractor's option with concurrence from the engineer or at the direction of the engineer. All work shall be in accordance with Section 205.