

DATE PREPARED  
10/8/2024

ROUTE 54 STATE MO

DISTRICT CD SHEET NO. 2

COUNTY MILLER

JOB NO. J5P3500

CONTRACT ID.

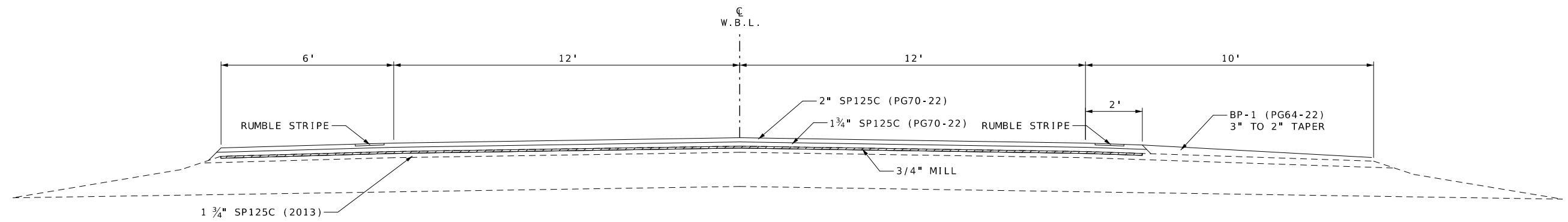
PROJECT NO.

BRIDGE NO.

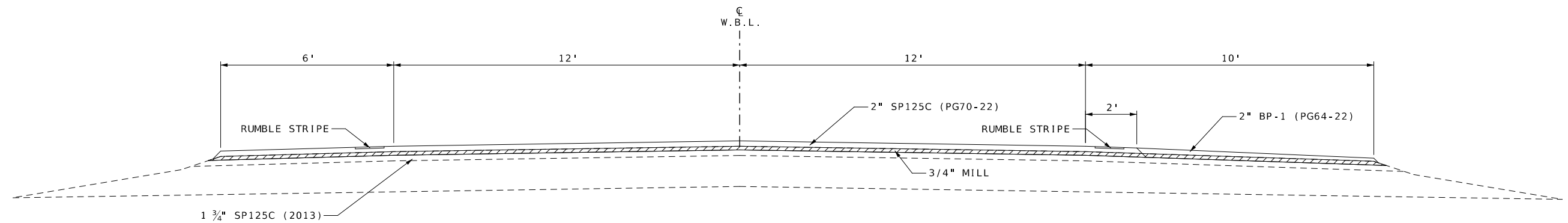
DATE	DESCRIPTION

MISSOURI HIGHWAYS AND TRANSPORTATION COMMISSION

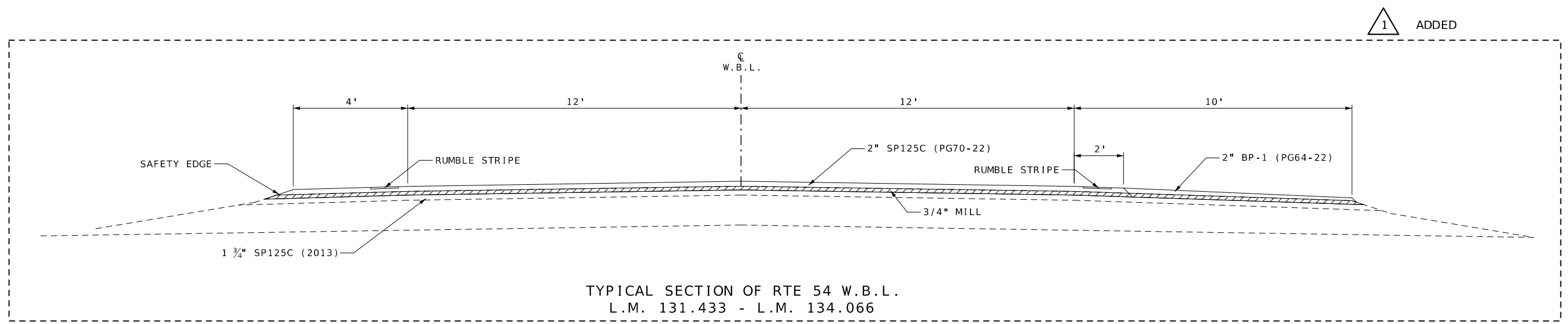
105 WEST CAPITOL  
JEFFERSON CITY, MO 65102  
1-888-ASK-MODOT (1-888-275-6636)



TYPICAL SECTION OF RTE 54 W.B.L.  
L.M. 123.094 - L.M. 124.100



TYPICAL SECTION OF RTE 54 W.B.L.  
L.M. 124.100 - L.M. 131.433  
L.M. 134.066 - L.M. 134.254




TYPICAL SECTION OF RTE 54 W.B.L.  
L.M. 131.433 - L.M. 134.066

SP125C (PG 70-22)	1.927 TON/YD <sup>3</sup>
BP-1 (PG 64-22)	1.948 TON/YD <sup>3</sup>
TACK COAT-COLDMILLED SURFACE	0.10 GAL/YD <sup>2</sup>

TYPICAL SECTION SHEET  
WESTBOUND LANES  
SHEET 1 OF 7



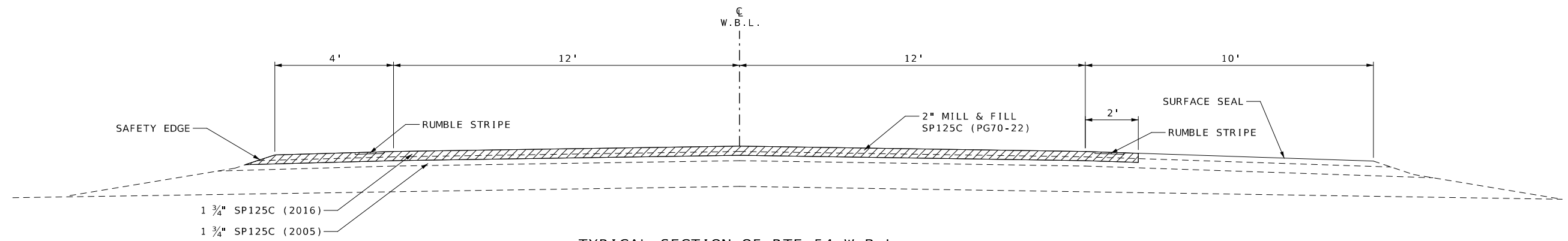


DATE PREPARED  
 10/8/2024  
 ROUTE 54 STATE MO  
 DISTRICT CD SHEET NO. 2  
 COUNTY MILLER  
 JOB NO. J5P3500  
 CONTRACT ID.

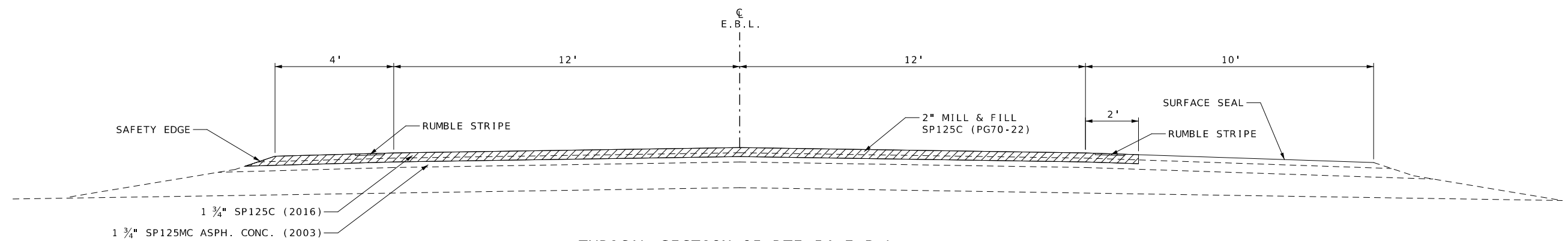
PROJECT NO.  
 BRIDGE NO.

DATE	DESCRIPTION

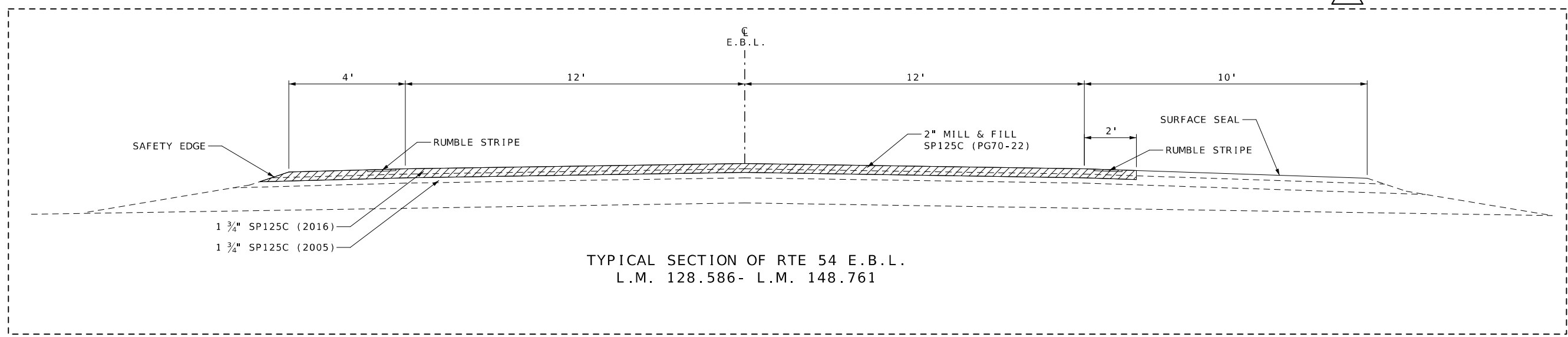
MISSOURI HIGHWAYS AND TRANSPORTATION COMMISSION  
 105 WEST CAPITOL JEFFERSON CITY, MO 65102  
 1-888-ASK-MODOT (1-888-275-6636)



TYPICAL SECTION OF RTE 54 W.B.L.  
 L.M. 134.254 - L.M. 145.243



TYPICAL SECTION OF RTE 54 E.B.L.  
 L.M. 126.641- L.M. 128.586

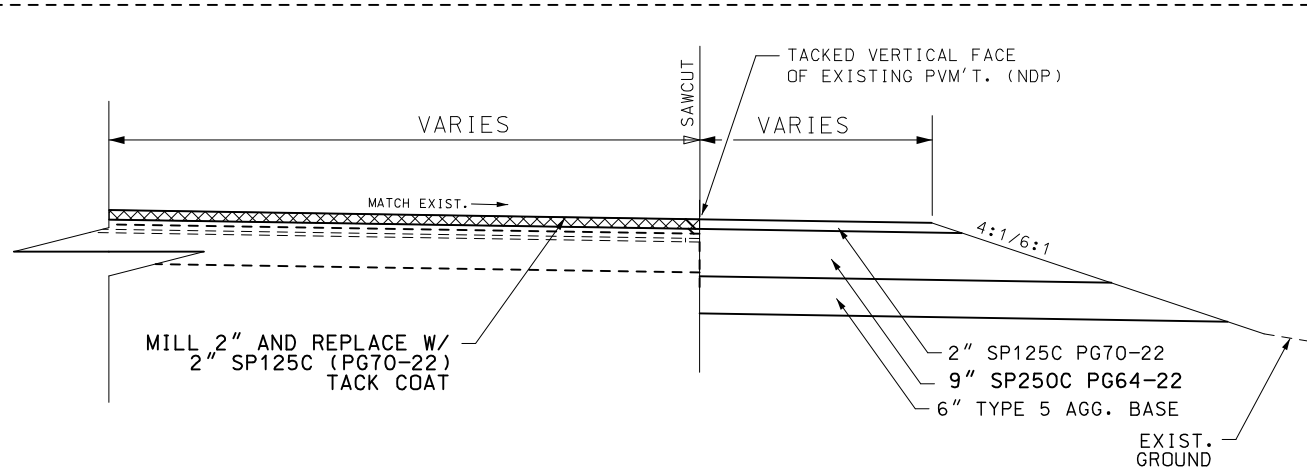


TYPICAL SECTION OF RTE 54 E.B.L.  
 L.M. 128.586- L.M. 148.761

SP125C (PG 70-22)	1.927 TON/YD <sup>3</sup>
BP-1 (PG 64-22)	1.948 TON/YD <sup>3</sup>
TACK COAT-COLDMILLED SURFACE	0.10 GAL/YD <sup>2</sup>

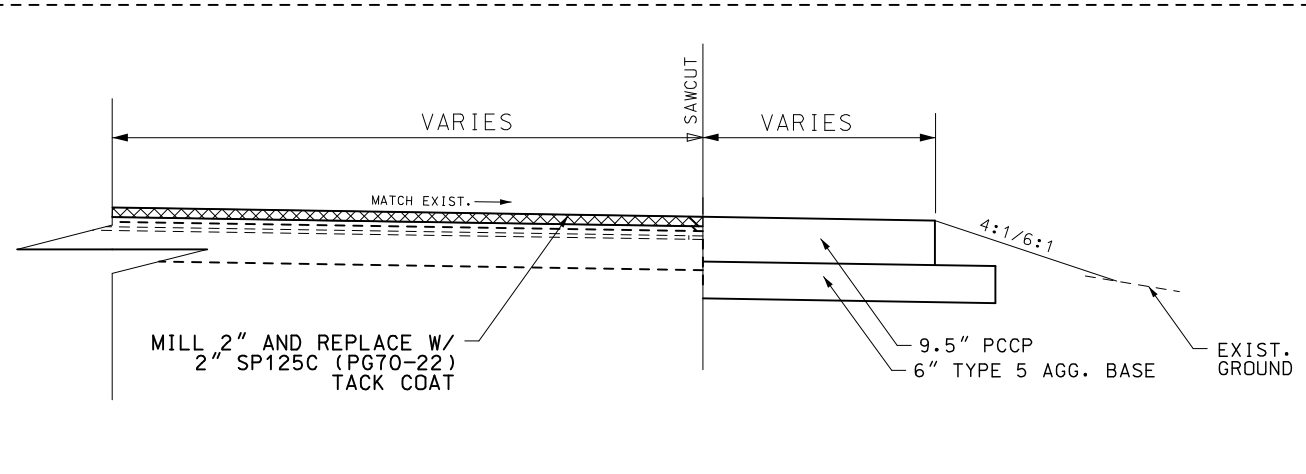
1 ADDED

TYPICAL SECTION SHEET  
 WESTBOUND & EASTBOUND LANES  
 SHEET 2 OF 7



PROPOSED TYPICAL SECTION - RAMP  
(RIGHT TURN WIDENING)  
HMA OPTION

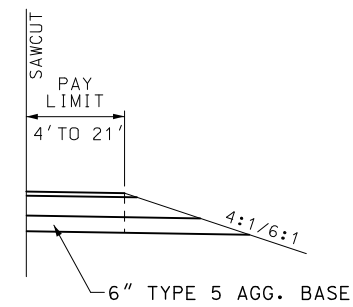
STATION 0+00.00 TO STATION 6+50.00



PROPOSED TYPICAL SECTION - RAMP  
(RIGHT TURN WIDENING)  
PCCP OPTION

STATION 0+00.00 TO STATION 6+50.00

OPTIONAL PAVEMENT	
RAMP - WIDENING	
HMA DESIGN	PCCP DESIGN
11" HMA 2" SP125C W/ PG70-22 OVER 9" SP250C W/ PG64-22	9.5" PCCP 9.5" PCCP 15 FT. JOINTS AND 1/4" DOWELS; 13.5' WIDENED SLAB
OVER 6" TYPE 5 AGG BASE	



PAY LIMIT - TYPE 5 AGGREGATE BASE  
HMA OPTION

STATION 0+00.00 TO STATION 6+50.00

1 ADDED

1 ADDED

NOT TO SCALE

TYPICAL SECTION SHEET  
RAMP - WIDENING  
SHEET 3 OF 7




DATE PREPARED  
10/9/2024


ROUTE 54 STATE MO  
DISTRICT CD SHEET NO. 2

COUNTY MILLER  
JOB NO. J5P3500  
CONTRACT ID.

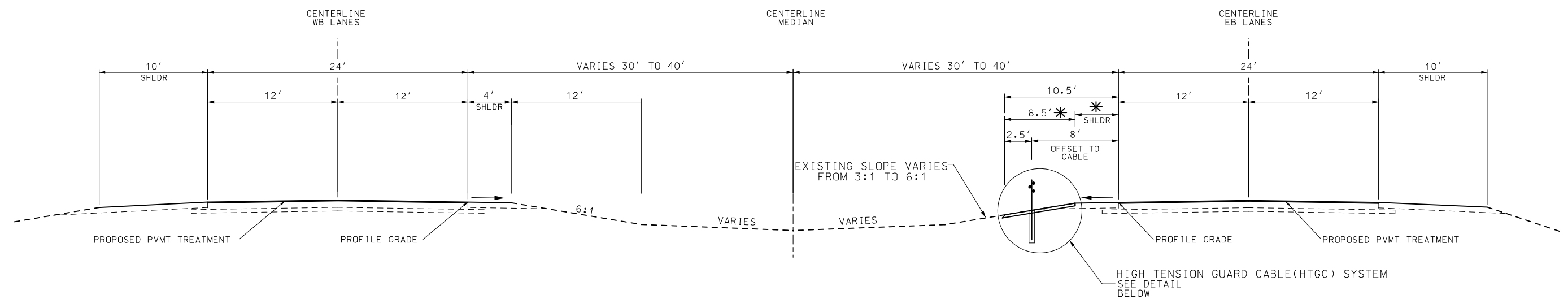
PROJECT NO.  
BRIDGE NO.

DATE	DESCRIPTION

MISSOURI HIGHWAYS AND TRANSPORTATION COMMISSION  
  
 105 WEST CAPITOL  
 JEFFERSON CITY, MO 65102  
 1-888-ASK-MODOT (1-888-275-6636)



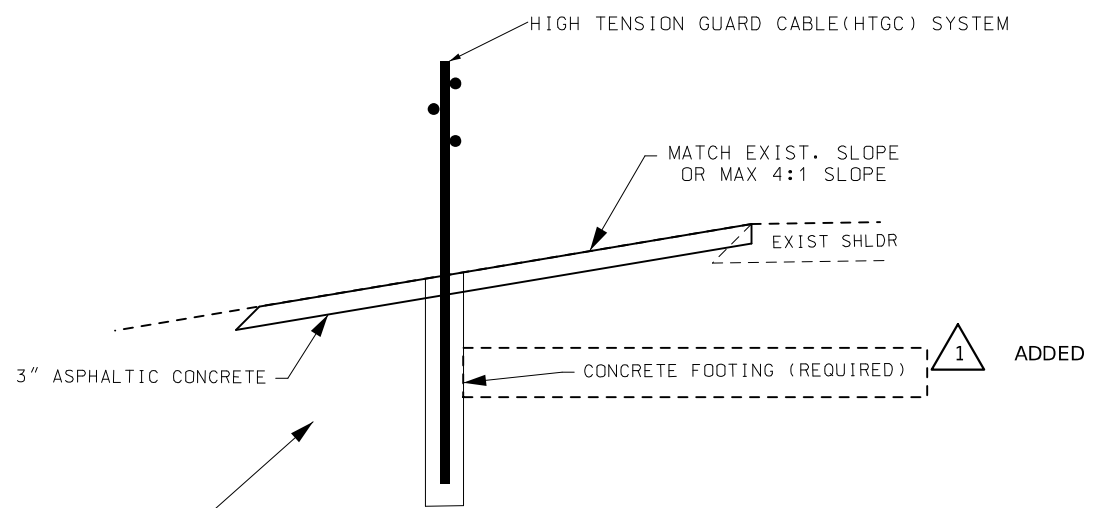
DATE PREPARED  
 10/8/2024  
 ROUTE 54 STATE MO  
 DISTRICT CD SHEET NO. 2  
 COUNTY MILLER  
 JOB NO. J5P3500  
 CONTRACT ID.  
 PROJECT NO.  
 BRIDGE NO.



US 54 TYPICAL SECTION ON TANGENT

\* SHOULDER WIDTH VARIES FROM 1' TO 6' THROUGHOUT THE PROJECT LIMITS. WIDTH OF THE VEGETATIVE BARRIER SHALL BE ADJUSTED ACCORDINGLY.

NOTE:  
 HIGH TENSION GUARD CABLE INSTALLATION SHOWN IS APPROXIMATE. SEE MANUFACTURER'S PLANS FOR DETAILED DESIGN OF POST, CABLE, CONCRETE FOOTING, ETC.



ORDER OF WORK

1. REMOVE 3" OF EXIST. MATERIAL
2. COMPACT WITH 3 PASSES OF 10 TON ROLLER
3. APPLY SOIL STERILANT (AT NO DIRECT PAY)
4. VEGETATIVE BARRIER - LAY 3" ASPHALTIC CONCRETE (COMMERCIAL MIX ACCEPTED)
5. AUGER POST FOOTING HOLES
6. INSTALL HIGH TENSION GUARD CABLE SYSTEM
7. REPAIR DISTURBED MEDIAN SLOPE AREAS (SHAPING SLOPES CLASS 2), SEED AND MULCH

MODIFIED LINEAR GRADING

SHAPING SLOPES CLASS II AND LINEAR GRADING CLASS I

1 ADDED

1 REVISED

NOT TO SCALE

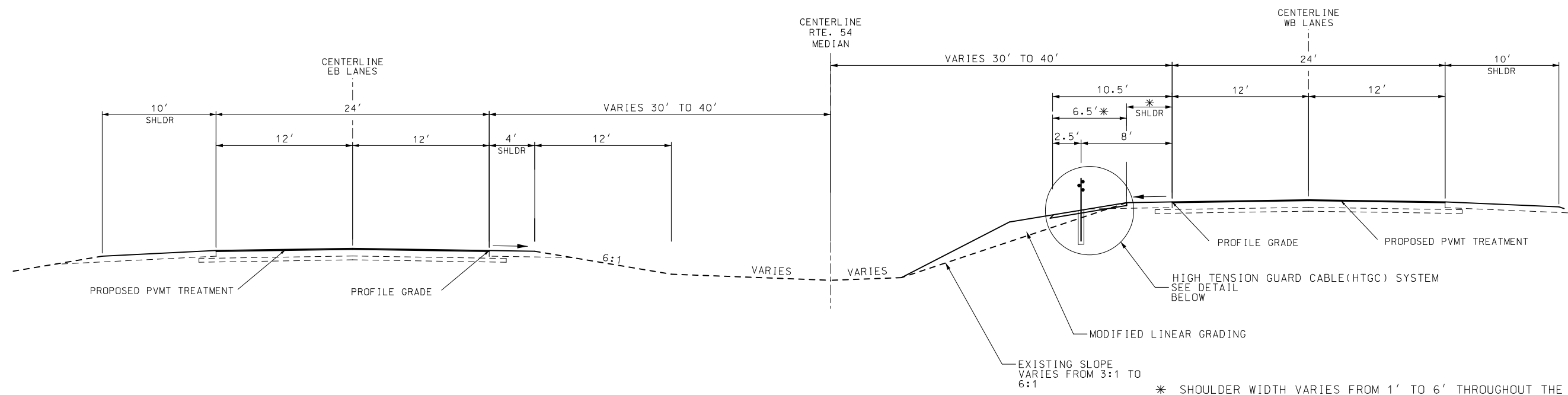
TYPICAL SECTION SHEET  
 RTE 54 GUARD CABLE - EBL  
 SHEET 6 OF 7

DATE	DESCRIPTION

MISSOURI HIGHWAYS AND TRANSPORTATION COMMISSION  
 105 WEST CAPITOL JEFFERSON CITY, MO 65102  
 1-888-ASK-MODOT (1-888-275-6636)



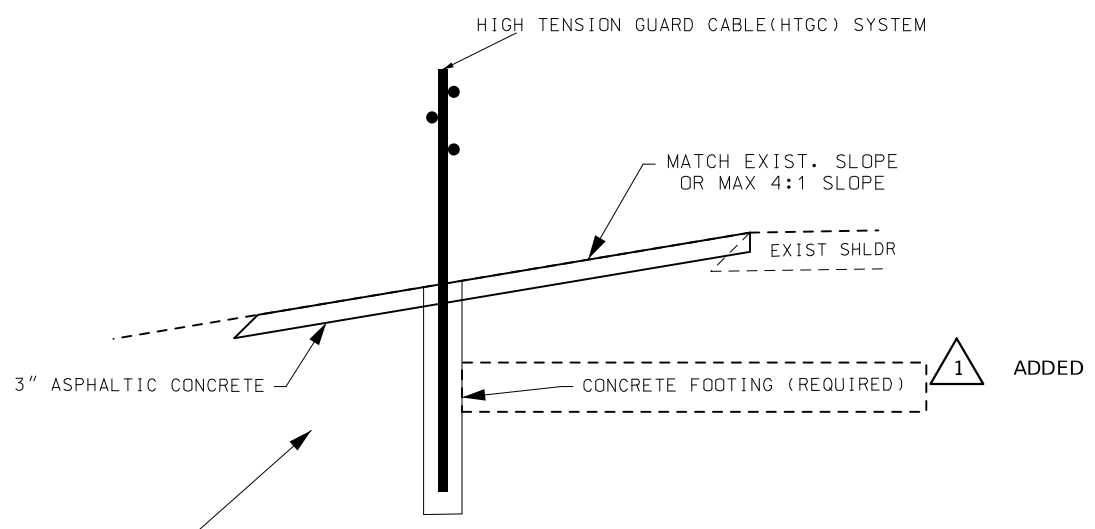
DATE PREPARED  
10/8/2024  
ROUTE 54 STATE MO  
DISTRICT CD SHEET NO. 2  
COUNTY MILLER  
JOB NO. J5P3500  
CONTRACT ID.  
PROJECT NO.  
BRIDGE NO.



NOTE:  
HIGH TENSION GUARD CABLE INSTALLATION SHOWN IS APPROXIMATE. SEE MANUFACTURER'S PLANS FOR DETAILED DESIGN OF POST, CABLE, CONCRETE FOOTING, ETC.

\* SHOULDER WIDTH VARIES FROM 1' TO 6' THROUGHOUT THE PROJECT LIMITS. WIDTH OF THE VEGETATIVE BARRIER SHALL BE ADJUSTED ACCORDINGLY.

US 54 TYPICAL SECTION ON TANGENT



ORDER OF WORK

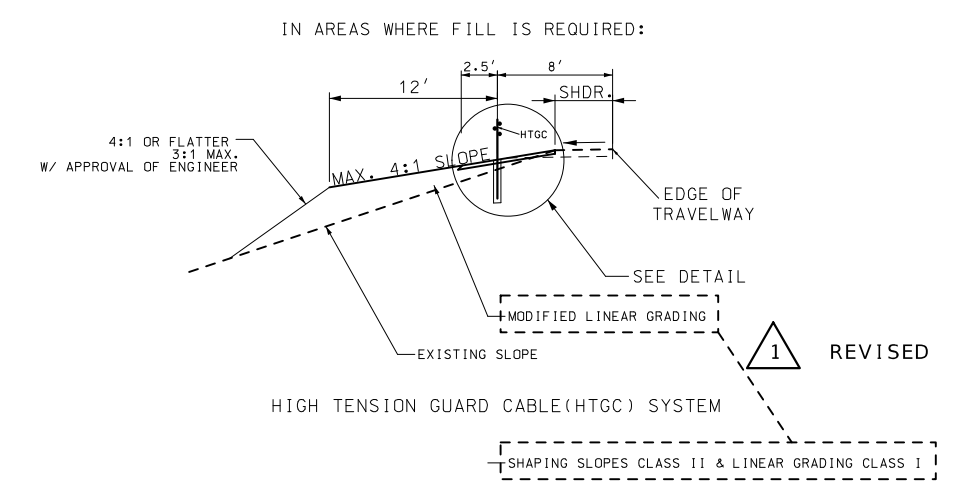
1. REMOVE 3" OF EXIST. MATERIAL
2. COMPACT WITH 3 PASSES OF 10 TON ROLLER
3. APPLY SOIL STERILANT (AT NO DIRECT PAY)
4. VEGETATIVE BARRIER - LAY 3" ASPHALTIC CONCRETE (COMMERCIAL MIX ACCEPTED)
5. AUGER POST FOOTING HOLES
6. INSTALL HIGH TENSION GUARD CABLE SYSTEM
7. REPAIR DISTURBED MEDIAN SLOPE AREAS (SHAPING SLOPES CLASS 2), SEED AND MULCH

MODIFIED LINEAR GRADING (1) REVISED

SHAPING SLOPES CLASS II AND LINEAR GRADING CLASS I

(1) ADDED

(1) REVISED



NOT TO SCALE

TYPICAL SECTION SHEET  
RTE 54 GUARD CABLE - WBL  
SHEET 7 OF 7

DATE	DESCRIPTION

MISSOURI HIGHWAYS AND TRANSPORTATION COMMISSION  
MoDOT  
105 WEST CAPITOL  
JEFFERSON CITY, MO 65102  
1-888-ASK-MODOT (1-888-275-6636)

