

THIS SHEET HAS BEEN
SIGNED, SEALED AND DATED
ELECTRONICALLY.

DATE PREPARED
1/27/2025

ROUTE STATE
I 44 OR MO

DISTRICT SHEET NO.
CD 2

COUNTY
CRAWFORD

JOB NO.
J553533

CONTRACT ID.

PROJECT NO.

BRIDGE NO.

DESCRIPTION

DATE

DESCRIPTION

DATE

DESCRIPTION

DATE

DESCRIPTION

DATE

DESCRIPTION

DATE

DESCRIPTION

DATE

DESCRIPTION

DATE

DESCRIPTION

DATE

DESCRIPTION

DATE

DESCRIPTION

DATE

DESCRIPTION

DATE

DESCRIPTION

DATE

DESCRIPTION

DATE

DESCRIPTION

DATE

DESCRIPTION

DATE

DESCRIPTION

DATE

DESCRIPTION

DATE

DESCRIPTION

DATE

DESCRIPTION

DATE

DESCRIPTION

DATE

DESCRIPTION

DATE

DESCRIPTION

DATE

DESCRIPTION

DATE

DESCRIPTION

DATE

DESCRIPTION

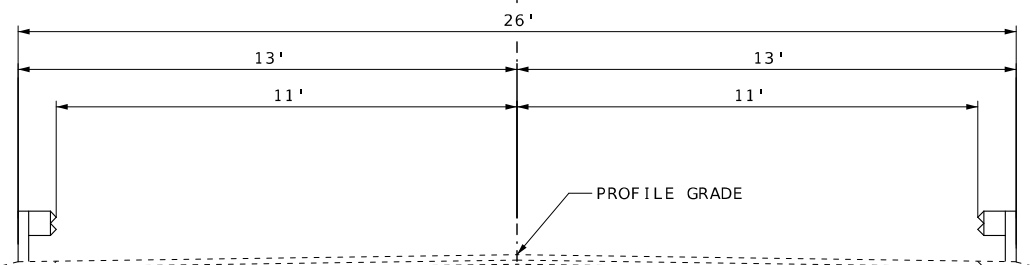
DATE

DESCRIPTION

DATE

DESCRIPTION

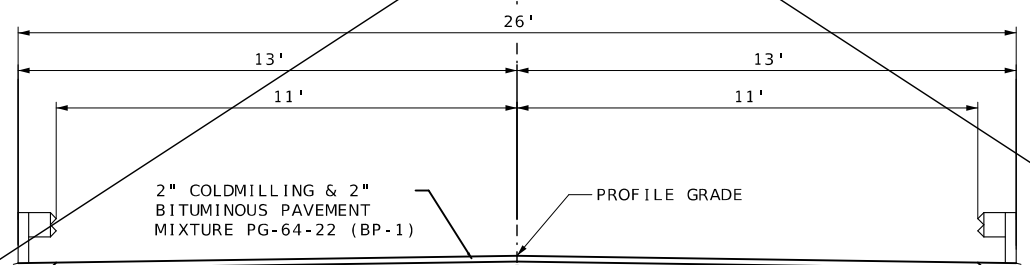
CENTERLINE
RTE. 144 O.R.



EXIST. SECTION ON TANGENT
TYPICAL SECTION RTE. 144 O.R.
STA. 613+90.25 TO STA. 614+40.25
STA. 616+27.79 TO STA. 616+77.79

EXISTING:
(1969)
1 1/4" TYPE C ASPH.
1 3/4" TYPE B ASPH.
17" TYPE 1 AGGR. BASE
(2019)
1" PMBP PG64-22 SURFACE LEVELING (AVG. WIDTH 22')

CENTERLINE
RTE. 144 O.R.



PROPOSED ON TANGENT
TYPICAL SECTION RTE. 144 O.R.
STA. 613+90.25 TO STA. 614+40.25
STA. 616+27.79 TO STA. 616+77.79

2" COLDMILLING & 2"
BITUMINOUS PAVEMENT
MIXTURE PG-64-22 (BP-1)

BITUMINOUS SURFACE LEVELING (PG64-22)
ESTIMATED AT 1.987 TON/CY
TACK COAT = 0.10 GAL/S.Y.

SEE BRIDGE PLANS FOR BRIDGE TYPICAL SECTION

1 SHEET DELETED

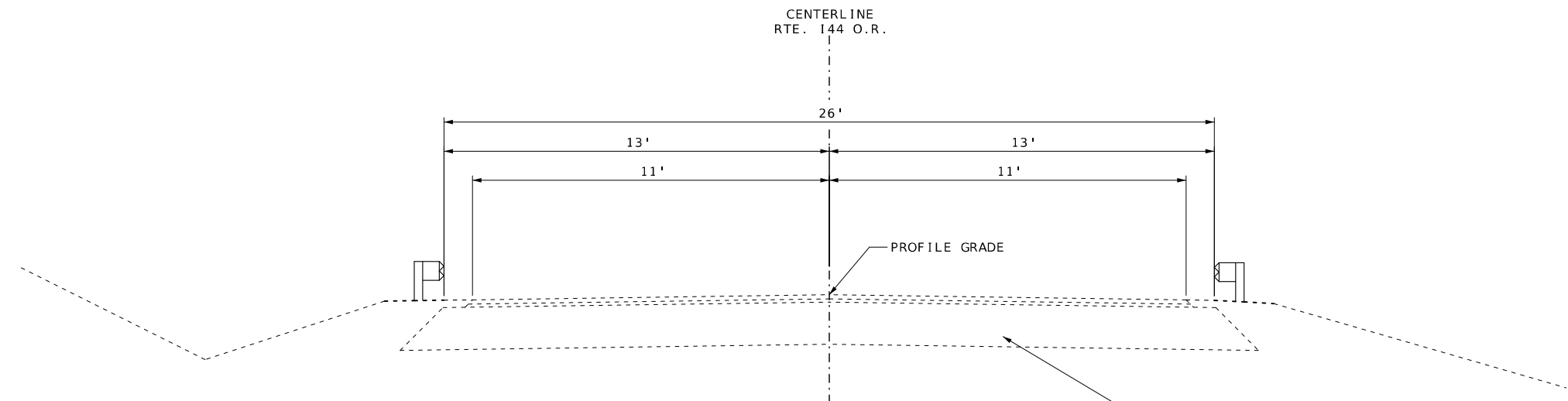
MISSOURI HIGHWAYS AND TRANSPORTATION
COMMISSION



105 WEST CAPITOL
JEFFERSON CITY, MO 65102
1-888-ASK-MODOT (1-888-275-6636)

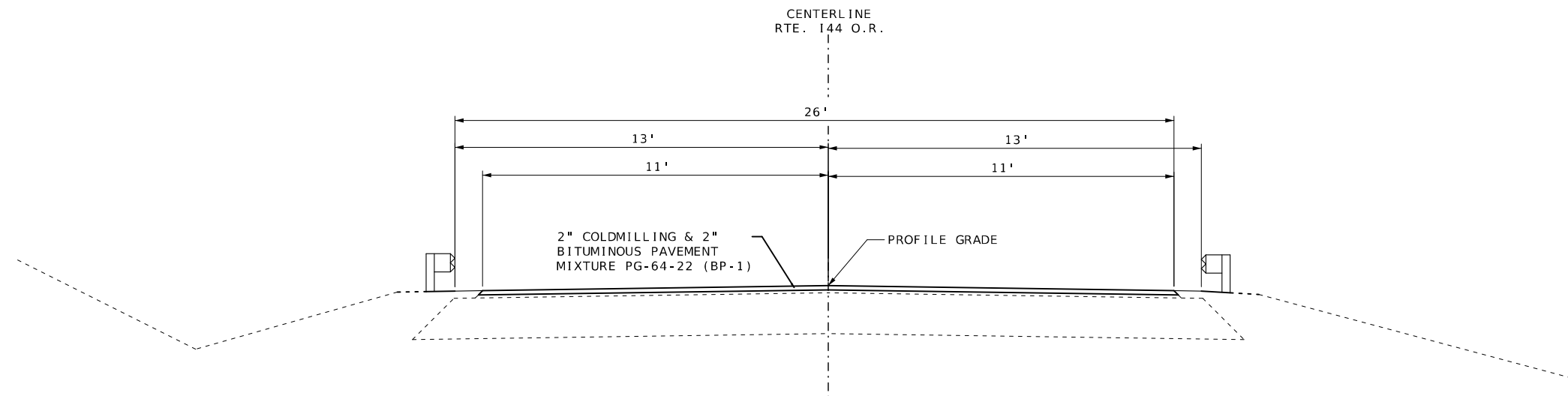


DATE PREPARED 1/27/2025	
ROUTE I 44 OR	STATE MO
DISTRICT CD	SHEET NO. 2A
COUNTY CRAWFORD	
JOB NO. J553533	
CONTRACT ID.	
PROJECT NO.	
BRIDGE NO.	



EXIST. SECTION ON TANGENT
 TYPICAL SECTION RTE. 144 O.R.
 STA. 613+90.25 TO STA. 614+40.25
 STA. 616+27.79 TO STA. 616+77.79

EXISTING:
 (1969)
 1 1/4" TYPE C ASPH.
 1 3/4" TYPE B ASPH.
 17" TYPE 1 AGGR. BASE
 (2019)
 1" PMBP PG64-22 SURFACE LEVELING (AVG. WIDTH 22')



PROPOSED ON TANGENT
 TYPICAL SECTION RTE. 144 O.R.
 STA. 613+90.25 TO STA. 614+40.25
 STA. 616+27.79 TO STA. 616+77.79

2" COLDMILLING & 2"
 BITUMINOUS PAVEMENT
 MIXTURE PG-64-22 (BP-1)

BITUMINOUS SURFACE LEVELING (PG64-22)
 ESTIMATED AT 1.987 TON/CY
 TACK COAT = 0.10 GAL/S.Y.

SEE BRIDGE PLANS FOR BRIDGE TYPICAL SECTION

DATE	DESCRIPTION

MISSOURI HIGHWAYS AND TRANSPORTATION COMMISSION

105 WEST CAPITOL
 JEFFERSON CITY, MO 65102
 1-888-ASK-MODOT (1-888-273-6636)