






JOB SPECIAL PROVISIONS TABLE OF CONTENTS (ROADWAY)

(Job Special Provisions shall prevail over General Special Provisions whenever in conflict therewith.)

A.	General - Federal JSP-09-02K	1
B.	Contract Liquidated Damages JSP- 13-01D	1
C.	Work Zone Traffic Management JSP-02-06N	2
D.	Utilities	5
E.	Emergency Provisions and Incident Management JSP-90-11A	7
F.	Project Contact for Contractor/Bidder Questions JSP-96-05	8
G.	Contractor Quality Control NJSP-15-42	8
H.	Coldmilling and Bonded Asphalt Concrete Pavement Requirements	10
I.	Non-Tracking Tack JSP-24-02A	11
J.	Optional Temporary Pavement Marking Paint NJSP-18-07F	12
K.	Powder Coating JSP-04-06	13
L.	Removal and Delivery of Existing Signs JSP-12-01C	15
M.	Shaping Slopes Class III (Modified Material Requirements) NJSP-20-03B	16
N.	Modified Bonded Asphaltic Concrete Pavement NJSP-15-11C	16
O.	Balanced Mix Design Requirements for Sec 403 Asphaltic Concrete Pavement JSP-24-01A	18
P.	Truck Mounted Attenuator (TMA) for Stationary Activities JSP-23-04	51
Q.	DBE Prompt Payment Reporting JSP-24-05B	52
R.	MoDOT's Construction Workforce Program NJSP-15-17A	54
S.	Notice to Bidders of Third Party Concurrence in Award JSP-98-19	59
T.	Supplemental Revisions JSP-18-01EE	59
 U.	Coordination With Other Projects	66
 V.	Lump Sum Temporary Traffic Control JSP-22-01A	66

 Added
 Added

 <p>STUART ROBINSON McNEIL NUMBER PE-2006019687</p> <p><i>Stuart McNeil</i></p> <p>02/19/2025 12:59:35 PM STUART ROBINSON McNEIL - CIVIL MO-PE-2006019687</p>	MISSOURI HIGHWAYS AND TRANSPORTATION COMMISSION 105 W. CAPITOL AVE. JEFFERSON CITY, MO 65102 Phone 1-888-275-6636
	If a seal is present on this sheet, JSP's have been electronically sealed and dated.
	JOB NUMBER: J6P3635 FRANKLIN COUNTY, MO and ST. LOUIS COUNTY, MO DATE PREPARED: 1/6/2025
	ADDENDUM DATE: R001 February 6, 2025 R002 February 18, 2025
Only the following items of the Job Special Provisions (Roadway) are authenticated by this seal: All	

JOB
SPECIAL PROVISION

A. General - Federal JSP-09-02K

1.0 Description. The Federal Government is participating in the cost of construction of this project. All applicable Federal laws, and the regulations made pursuant to such laws, shall be observed by the contractor, and the work will be subject to the inspection of the appropriate Federal Agency in the same manner as provided in Sec 105.10 of the Missouri Standard Specifications for Highway Construction with all revisions applicable to this bid and contract.

1.1 This contract requires payment of the prevailing hourly rate of wages for each craft or type of work required to execute the contract as determined by the Missouri Department of Labor and Industrial Relations and requires adherence to a schedule of minimum wages as determined by the United States Department of Labor. For work performed anywhere on this project, the contractor and the contractor's subcontractors shall pay the higher of these two applicable wage rates. State Wage Rates, Information on the Required Federal Aid Provisions, and the current Federal Wage Rates are available on the Missouri Department of Transportation web page at www.modot.org under "Doing Business with MoDOT", "Contractor Resources". Effective Wage Rates will be posted 10 days prior to the applicable bid opening. These supplemental bidding documents have important legal consequences. It shall be conclusively presumed that they are in the bidder's possession, and they have been reviewed and used by the bidder in the preparation of any bid submitted on this project.

1.2 The following documents are available on the Missouri Department of Transportation web page at www.modot.org under "Doing Business with MoDOT"; "Standards and Specifications". The effective version shall be determined by the letting date of the project.

General Provisions & Supplemental Specifications

Supplemental Plans to July 2024 Missouri Standard Plans
For Highway Construction

These supplemental bidding documents contain all current revisions to the published versions and have important legal consequences. It shall be conclusively presumed that they are in the bidder's possession, and they have been reviewed and used by the bidder in the preparation of any bid submitted on this project.

B. Contract Liquidated Damages JSP- 13-01D

1.0 Description. Liquidated Damages for failure or delay in completing the work on time for this contract shall be in accordance with Sec 108.8. The liquidated damages include separate amounts for road user costs and contract administrative costs incurred by the Commission.

2.0 Period of Performance. Prosecution of work is expected to begin on the date specified below in accordance with Sec 108.2. Regardless of when the work is begun on this contract, all work on all projects shall be completed on or before the date specified below. Completion by this date shall be in accordance with the requirements of Sec 108.7.1.

Notice to Proceed: April 7, 2025
Contract Completion Date: November 15, 2025

2.1 Calendar Days and Completion Dates. Completion of the project is required as specified herein. The count of calendar days will begin on the date the contractor starts any construction operations on the project.

Project J6P3635	Calendar Days N/A	Daily Road User Cost \$5,400.00
---------------------------	-----------------------------	---

3.0 Liquidated Damages for Contract Administrative Costs. Should the contractor fail to complete the work on or before the contract completion date specified in Section 2.0, or within the number of calendar days specified in Section 2.1, whichever occurs first, the contractor will be charged contract administrative liquidated damages in accordance with Sec 108.8 in the amount of **\$2,000.00** per calendar day for each calendar day, or partial day thereof, that the work is not fully completed. For projects in combination, these damages will be charged in full for failure to complete one or more projects within the specified contract completion date or calendar days.

4.0 Liquidated Damages for Road User Costs. Should the contractor fail to complete the work on or before the contract completion date specified in Section 2.0, or within the number of calendar days specified in Section 2.1, whichever occurs first, the contractor will be charged road user costs in accordance with Sec 108.8 in the amount specified in Section 2.1 for each calendar day, or partial day thereof, that the work is not fully completed. These damages are in addition to the contract administrative damages and any other damages as specified elsewhere in this contract.

C. Work Zone Traffic Management JSP-02-06N

1.0 Description. Work zone traffic management shall be in accordance with applicable portions of Division 100 and Division 600 of the Standard Specifications, and specifically as follows.

1.1 Maintaining Work Zones and Work Zone Reviews. The Work Zone Specialist (WZS) shall maintain work zones in accordance with Sec 616.3.3 and as further stated herein. The WZS shall coordinate and implement any changes approved by the engineer. The WZS shall ensure all traffic control devices are maintained in accordance with Sec 616, the work zone is operated within the hours specified by the engineer and will not deviate from the specified hours without prior approval of the engineer. The WZS is responsible to manage work zone delay in accordance with these project provisions. When requested by the engineer, the WZS shall submit a weekly report that includes a review of work zone operations for the week. The report shall identify any problems encountered and corrective actions taken. Work zones are subject to unannounced inspections by the engineer and other departmental staff to corroborate the validity of the WZS's review and may require immediate corrective measures and/or additional work zone monitoring.

1.2 Work Zone Deficiencies. Failure to make corrections on time may result in the engineer suspending work. The suspension will be non-excusable and non-compensable regardless if road user costs are being charged for closures.

2.0 Traffic Management Schedule.

2.1 Traffic management schedules shall be submitted to the engineer for review prior to the start of work and prior to any revisions to the traffic management schedule. The traffic management schedule shall include the proposed traffic control measures, the hours traffic control will be in place, and work hours.

2.2 The traffic management schedule shall conform to the limitations specified in Sec 616 regarding lane closures, traffic shifts, road closures and other width, height and weight restrictions.

2.3 The engineer shall be notified as soon as practical of any postponement due to weather, material or other circumstances.

2.4 In order to ensure minimal traffic interference, the contractor shall schedule lane closures for the absolute minimum amount of time required to complete the work. Lanes shall not be closed until material is available for continuous construction and the contractor is prepared to diligently pursue the work until the closed lane is opened to traffic.

2.5 Traffic Congestion. The contractor shall, upon approval of the engineer, take proactive measures to reduce traffic congestion in the work zone. The contractor shall immediately implement appropriate mitigation strategies whenever traffic congestion reaches an excess of **10 minutes** to prevent congestion from escalating beyond this delay threshold. If disruption of the traffic flow occurs and traffic is backed up in queues equal to or greater than the delay time threshold listed above, then the contractor shall immediately review the construction operations which contributed directly to disruption of the traffic flow and make adjustments to the operations to prevent the queues from reoccurring. Traffic delays may be monitored by physical presence on site or by utilizing real-time travel data through the work zone that generate text and/or email notifications where available. The engineer monitoring the work zone may also notify the contractor of delays that require prompt mitigation. The contractor may work with the engineer to determine what other alternative solutions or time periods would be acceptable. When a Work Zone Analysis Spreadsheet is provided, the contractor will find it in the electronic deliverables on MoDOT's Online Plans Room. The contractor may refer to the Work Zone Analysis Spreadsheet for detailed information on traffic delays.

2.5.1 Traffic Safety.

2.5.1.1 Recurring Congestion. Where traffic queues routinely extend to within 1000 feet of the ROAD WORK AHEAD, or similar, sign on a divided highway or to within 500 feet of the ROAD WORK AHEAD, or similar, sign on an undivided highway, the contractor shall extend the advance warning area, as approved by the engineer.

2.5.1.2 Non-Recurring Congestion. When traffic queues extend to within 1000 feet of the ROAD WORK AHEAD, or similar, sign on a divided highway or to within 500 feet of the ROAD WORK AHEAD, or similar, sign on an undivided highway infrequently, the contractor shall deploy a means of providing advance warning of the traffic congestion, as approved by the engineer. The warning location shall be no less than 1000 feet and no more than 0.5 mile in advance of the end of the traffic queue on divided highways and no less than 500 feet and no more than 0.5 mile in advance of the end of the traffic queue on undivided highways.

3.0 Work Hour Restrictions.

3.1 Except for emergency work, as determined by the engineer, and long term lane closures required by project phasing, all lanes shall be scheduled to be open to traffic during the five major holiday periods shown below, from 12:00 noon on the last working day preceding the holiday until 6:00 a.m. on the first working day subsequent to the holiday unless otherwise approved by the engineer.

- Memorial Day
- Labor Day
- Thanksgiving
- Christmas
- New Year's Day

3.1.1 Independence Day. The lane restrictions specified in Section 3.1 shall also apply to Independence Day, except that the restricted periods shall be as follows:

When Independence Day falls on:	The Holiday is Observed on:	Halt Lane Closures beginning at:	Allow Lane Closures to resume at:
Sunday	Monday	Noon on Friday	6:00 a.m. on Tuesday
Monday	Monday	Noon on Friday	6:00 a.m. on Tuesday
Tuesday	Tuesday	Noon on Monday	6:00 a.m. on Wednesday
Wednesday	Wednesday	Noon on Tuesday	6:00 a.m. on Thursday
Thursday	Thursday	Noon on Wednesday	6:00 a.m. on Friday
Friday	Friday	Noon on Thursday	6:00 a.m. on Monday
Saturday	Friday	Noon on Thursday	6:00 a.m. on Monday

3.2 The contractor shall not perform any construction operation on the roadway including the hauling of material within the project limits, during restricted periods, holiday periods or other special events specified in the contract documents.

3.3 The contractor shall be aware that traffic volume data indicates construction operations on the roadbed between the following hours will likely result in traffic queues greater than **10-minutes**. Based on this, the contractor's operations will be restricted accordingly unless it can be successfully demonstrated the operations can be performed without a **10-minute** queue in traffic. It shall be the responsibility of the engineer to determine if the work hours shown below may be modified. Working hours for evenings, weekends and holidays will be determined by the engineer. The contractor may work during the following listed hours:

Route 100 Eastbound and Westbound:

- Single lane closures** are allowed from **9:00 am to 3:00 pm**, and **7:00 pm to 6:00 am**
- Paving operations** are allowed during nighttime hours only: **7:00 pm to 6:00 am**

3.4 Paving operations shall be completed during nighttime hours only. **Nighttime hours shall be from 7:00 p.m. to 6:00 a.m. for this project.**

3.5 The contractor shall not alter the start time, ending time, or a reduction in the number of through lanes of traffic or ramp closures without advance notification and approval by the engineer. The only work zone operation approved to begin 30 minutes prior to a reduction in through traffic lanes or ramp closures is the installation of traffic control signs. Should lane closures be placed or remain in place, prior to the approved starting time or after the approved ending time, the Commission, the traveling public, and state and local police and governmental

authorities will be damaged in various ways, including but not limited to, increased construction administration cost, potential liability, traffic and traffic flow regulation cost, traffic congestion and motorist delays, with a resulting cost to the traveling public. These damages are not easily computed or quantified. Therefore, the contractor will be charged with liquidated damages specified in the amount of **\$500.00 per 15 minute increment** for each 15 minutes that the temporary lane closures are in place and not open to traffic in excess of the limitation as specified elsewhere in this special provision. It shall be the responsibility of the engineer to determine the quantity of unapproved closure time.

3.5.1 The said liquidated damages specified will be assessed regardless if it would otherwise be charged as liquidated damages under the Missouri Standard Specification for Highway Construction, as amended elsewhere in this contract.

4.0 Detours and Lane Closures.

4.1 When a changeable message sign (CMS) is provided, the contractor shall use the CMS to notify motorists of future traffic disruption and possible traffic delays one week before traffic is shifted to a detour or prior to lane closures. The CMS shall be installed at a location as approved or directed by the engineer. All messages planned for use in the work zone shall be approved and authorized by the engineer or its designee prior to deployment. When permanent dynamic message signs (DMS) owned and operated by MoDOT are located near the project, they may also be used to provide warning and information for the work zone. Permanent DMS shall be operated by the TMC, and any messages planned for use on DMS shall be approved and authorized by the TMC at least 72 hours in advance of the work.

4.2 Within the four-lane section of route 100 at least one lane of traffic in each direction shall be maintained at all times except for brief intervals of time required when the movement of the contractor's equipment will seriously hinder the safe movement of traffic. Periods during which the contractor will be allowed to interrupt traffic will be designated by the engineer.

4.3 Pilot Car. The contractor shall use a pilot car for all flagger operations within this project.

5.0 Basis of Payment. No direct payment will be made to the contractor to recover the cost of equipment, labor, materials, or time required to fulfill the above provisions, unless specified elsewhere in the contract document. All authorized changes in the traffic control plan shall be provided for as specified in Sec 616.

D. Utilities

1.0 For informational purposes only, the following is a list of names, addresses, and telephone numbers of the known utility companies in the area of the construction work for this improvement:

Job No.: J6P3635
 Route: 100
 County: Franklin & St. Louis

<u>Utility Name</u>	<u>Known Required Adjustment</u>	<u>Type</u>
Ameren Missouri Construction Hotline Phone: (866) 992-6619 Email: constructionhotline@ameren.com	None	Power
AT&T Distribution Terry Rogers Phone: (636) 949-1330 Email: tr5397@att.com	None	Communications
Bays-ET High Speed Internet Chris Bay Phone: (636) 222-2114 Email: Chris@Bays-ET.com	None	Communications
Charter Communications George Bugg Phone: (314) 780-2921 Email: george.bugg@charter.com	None	Communications
Franklin County PWSD 3 Charles Borgmann Phone: (573) 484-3291 Email: info@franklincountywater.com	None	Water
MCI Ryan Tasker Phone: (314) 565-6946 Email: ryan.tasker@verizon.com	None	Communications
Missouri American water Co Monte Griffith Phone: (314) x48-7851 Email: Monte.Griffith@amwater.com	None	Water
Spire MO East Brian Langenbacher Phone: (314) 713-6572 ext.902 Email: Brian.Langenbacher@spireenergy.com	None	Gas
St Louis Metropolitan Sewer Scott Kappelmann Phone: (314) 768-6371 Email: skappelmann@stlmsd.com	None	Sewer

Windstream Jeremy Smiddie Phone: (618) 383-4032 Email: Jeremy.smiddie@windstream.com	None	Communications
---	------	----------------

1.1 The Contractor shall be aware there are numerous utilities present along the routes in this contract. Utility locates were not performed during the design phase of the project. The above utilities were identified through the Missouri One-Call system as having facilities within the project area. Therefore, the extent of conflicts with utilities are unknown. It is the inherent risk of the work under this contract that the contractor may encounter these utilities above and/or below the ground or in the vicinity of any given work item which may interfere with their operations. The contractor expressly acknowledges and assumes this risk even though the nature and extent are unknown to both the contractor and the Commission at the time of bidding and award of the contract.

2.0 Guardrail Locations: The contractor shall be aware there are numerous utilities present along the route in this contract. The full extent of conflicts with utilities are unknown. There may be underground utilities that run parallel or cross the route that are in close proximity to guardrail work locations. The contractor shall take necessary precautions and measures to verify locations and depths of utilities by any necessary means to determine exact impacts to their work.

3.0 If utility facilities are discovered the contractor shall contact the MoDOT Area Utility Coordinator, Steve Belcher at (314) 624-7382. District Utility Staff will determine whether adjustment of the utility is necessary, if alternate construction methods will be required, or if the work can be installed in accordance with Missouri Standard Plans for Highway Construction for the item of work specified.

4.0 Basis of Payment: No direct payment shall be made for compliance with this provision.

E. Emergency Provisions and Incident Management JSP-90-11A

1.0 The contractor shall have communication equipment on the construction site or immediate access to other communication systems to request assistance from law enforcement or other emergency agencies for incident management. In case of traffic accidents or the need for law enforcement to direct or restore traffic flow through the job site, the contractor shall notify law enforcement or other emergency agencies immediately as needed. The area engineer's office shall also be notified when the contractor requests emergency assistance.

2.0 In addition to the **911 emergency** telephone number for ambulance, fire or law enforcement services, the following agencies may also be notified for accident or emergency situation within the project limits.

Missouri Highway Patrol 1-800-525-5555 Cellular: *55	
St. Louis County Police (314) 615-0111	Franklin County Police (636) 583-2560
MoDOT Traffic Management Center (TMC) Gateway Guide: (314) 275-1513; Jim Connell (314) 565-6717 Risk Management: Daytime (314) 453-1721; After Hours (314) 594-SAFE (7233) Equipment Damage: Rico Fennewold Day (314) 624-2921; After hours (314) 205-7391	
City of Wildwood Police 16860 Main Street, Wildwood, MO 63040	(314) 432-4696 or (636) 458-9194
Eureka Fire Protection Dist. 4849 Highway 109, Eureka, MO 63025	(636) 938-5505
Metro West Fire Protection Dist. 17065 Manchester Road, Grover, MO 63040	Sta. 3 / Admin (636) 485-2100
Metro West Fire Protection Dist. 18601 Starck Lane, Pacific, MO 63069	Sta. 5 (636) 458-2100

2.1 This list is not all inclusive. Notification of the need for wrecker or tow truck services will remain the responsibility of the appropriate law enforcement agency.

2.2 The contractor shall notify law enforcement and emergency agencies before the start of construction to request their cooperation and to provide coordination of services when emergencies arise during the construction at the project site. When the contractor completes this notification with law enforcement and emergency agencies, a report shall be furnished to the engineer on the status of incident management.

3.0 No direct pay will be made to the contractor to recover the cost of the communication equipment, labor, materials or time required to fulfill the above provisions.

F. Project Contact for Contractor/Bidder Questions JSP-96-05

All questions concerning this project during the bidding process shall be forwarded to the project contact listed below.

Stuart McNeil, Project Contact
 St. Louis District
 1590 Woodlake Drive
 Chesterfield, MO 63017
 Telephone Number: (314) 453-5042
 Email: Stuart.McNeil@modot.mo.gov

All questions concerning the bid document preparation can be directed to the Central Office – Design at (573) 751-2876.

G. Contractor Quality Control NJSP-15-42

1.0 The contractor shall perform Quality Control (QC) testing in accordance with the specifications and as specified herein. The contractor shall submit a Quality Control Plan (QC

Plan) to the engineer for approval that includes all items listed in Section 2.0, prior to beginning work.

2.0 Quality Control Plan.

- (a) The name and contact information of the person in responsible charge of the QC testing.
- (b) A list of the QC technicians who will perform testing on the project, including the fields in which they are certified to perform testing.
- (c) A proposed independent third party testing firm for dispute resolution, including all contact information.
- (d) A list of Hold Points, when specified by the engineer.
- (e) The MoDOT Standard Inspection and Testing Plan (ITP). This shall be the version that is posted at the time of bid on the MoDOT website (www.modot.org/quality).

3.0 Quality Control Testing and Reporting. Testing shall be performed per the test method and frequency specified in the ITP. All personnel who perform sampling or testing shall be certified in the MoDOT Technician Certification Program for each test that they perform.

3.1 Reporting of Test Results. All QC test reports shall be submitted as soon as practical, but no later than the day following the test. Test data shall be immediately provided to the engineer upon request at any time, including prior to the submission of the test report. No payment will be made for the work performed until acceptable QC test results have been received by the engineer and confirmed by QA test results.

3.1.1 Test results shall be reported on electronic forms provided by MoDOT. Forms and Contractor Reporting Excel2Oracle Reports (CRE2O) can be found on the MoDOT website. All required forms, reports and material certifications shall be uploaded to a Microsoft SharePoint® site provided by MoDOT, and organized in the file structure established by MoDOT.

3.2 Non-Conformance Reporting. A Non-Conformance Report (NCR) shall be submitted by the contractor when the contractor proposes to incorporate material into the work that does not meet the testing requirements or for any work that does not comply with the contract terms or specifications.

3.2.1 Non-Conformance Reporting shall be submitted electronically on the Non-Conformance Report form provided on the MoDOT Website. The NCR shall be uploaded to the MoDOT SharePoint® site and an email notification sent to the engineer.

3.2.2 The contractor shall propose a resolution to the non-conforming material or work. Acceptance of a resolution by the engineer is required before closure of the non-conformance report.

4.0 Work Planning and Scheduling.

4.1 Two-week Schedule. Each week, the contractor shall submit to the engineer a schedule that outlines the planned project activities for the following two-week period. The two-week schedule shall detail all work and traffic control events planned for that period and any Hold Points specified by the engineer.

4.2 Weekly Meeting. When work is active, the contractor shall hold a weekly project meeting with the engineer to review the planned activities for the following week and to resolve any

outstanding issues. Attendees shall include the engineer, the contractor superintendent or project manager and any foreman leading major activities. This meeting may be waived when, in the opinion of the engineer, a meeting is not necessary. Attendees may join the meeting in person, by phone or video conference.

4.3 Pre-Activity Meeting. A pre-activity meeting is required in advance of the start of each new activity, except when waived by the engineer. The purpose of this meeting is to review construction details of the new activity. At a minimum, the discussion topics shall include: safety precautions, QC testing, traffic impacts, and any required Hold Points. Attendees shall include the engineer, the contractor superintendent and the foreman who will be leading the new activity. Pre-activity meetings may be held in conjunction with the weekly project meeting.

4.4 Hold Points. Hold Points are events that require approval by the engineer prior to continuation of work. Hold Points occur at definable stages of work when, in the opinion of the engineer, a review of the preceding work is necessary before continuation to the next stage.

4.4.1 A list of typical Hold Point events is available on the MoDOT website. Use of the Hold Point process will only be required for the project-specific list of Hold Points, if any, that the engineer submits to the contractor in advance of the work. The engineer may make changes to the Hold Point list at any time.

4.4.2 Prior to all Hold Point inspections, the contractor shall verify the work has been completed in accordance with the contract and specifications. If the engineer identifies any corrective actions needed during a Hold Point inspection, the corrections shall be completed prior to continuing work. The engineer may require a new Hold Point to be scheduled if the corrections require a follow-up inspection. Re-scheduling of Hold Points require a minimum 24-hour advance notification from the contractor unless otherwise allowed by the engineer.

5.0 Quality Assurance Testing and Inspection. MoDOT will perform quality assurance testing and inspection of the work, except as specified herein. The contractor shall utilize the inspection checklists provided in the ITP as a guide to minimize findings by MoDOT inspection staff. Submittal of completed checklists is not required, except as specified in 5.1.

5.1 Inspection and testing required in the production of concrete for the project shall be the responsibility of the contractor. Submittal of the 501 Concrete Plant Checklist is required.

6.0 Basis of Payment. No direct payment will be made for compliance with this provision.

H. Coldmilling and Bonded Asphalt Concrete Pavement Requirements

1.0 Description. This work shall consist of modified coldmilling depth transitions that are aligned in a transverse direction to the lane, longitudinal coldmilling for depth transitions, and coldmilling for removal of surface.

2.0 Bonded Asphalt Concrete Requirements in Coldmilled Pavement.

2.1 Transverse Depth Transition Coldmilling. Modified Bonded Asphaltic Concrete Pavement is required for all transverse transition coldmilling that exposes existing concrete. This specialty bid item is intended for compensation where additional machine settings are

required for transverse coldmilling such as at where the pavement overlay depth changes from four inches to two inches at Route 100 and Route T.

2.2 Longitudinal Depth Transition Coldmilling. Modified Bonded Asphaltic Concrete Pavement is required for all longitudinal depth transition coldmilling that exposes existing concrete.

2.3 Coldmilling to Existing Concrete. Modified Bonded Asphaltic Concrete Pavement is required where coldmilling of bituminous surfaces exposes existing concrete.

3.0 Method of Measurement and Basis of Payment. Measurement and payment shall be in accordance with Sec 622. The accepted quantity of Transverse Transition Milling will be paid for per square yard at the contract unit price for bid item **622-99.05, Misc. Transverse Transition Milling, per Square Yard**. No additional payment will be made to recover other costs associated with Transverse Milling unless it is otherwise included in the plan or specifications. Coldmilling for longitudinal depth transition areas are paid by bid item **622-40.10 Modified Coldmilling (Depth Transitions), per Square Yard**. Coldmilling for the removal of surface is paid for by bid item **622-10.01 Coldmilling Bituminous Pavement for Removal of Surface (3 In Thick or Less), per Square Yard**. The bonded asphalt pavement in longitudinal, and transverse depth transition coldmilled areas as well as coldmilled for removal of pavement is included in the contract quantity for bid item **407-99.12, Misc. Modified Bonded Asphaltic Concrete Pavement, per Gallon**.

Item Number	Description	Unit
622-99.05	Misc. Transverse Transition Milling	S.Y.
622-40.10	Modified Coldmilling (Depth Transitions)	S.Y.
622-10.01	Coldmilling Bituminous Pavement for Removal of Surface (3 In Thick or Less)	S.Y.
407-99.12	Misc. Modified Bonded Asphaltic Concrete Pavement	GAL

I. Non-Tracking Tack JSP-24-02A

1.0 Description. This work requires application of tack in accordance with Sec 407 and prevention of tack loss from the surface as specified herein. Tack loss prevention shall be accomplished with successful usage of a MoDOT-approved non-tracking tack, or other acceptable non-tracking means, as approved by the engineer.

2.0 MoDOT-Approved Non-Tracking Tack. A list of MoDOT-approved non-tracking tack products is available at MoDOT.org under the Materials Qualified List. Upon request from the contractor, the MoDOT Division of Construction & Materials will consider allowance of other non-tracking products. To be approved, the contractor must successfully demonstrate that the proposed product meets the non-tracking requirements specified in section 3.0. The location of a contractor demonstration will only be allowed in areas approved by the engineer. The engineer will make final determination of product acceptance based on observation of the results of the contractor's demonstration.

2.1 Products on the Qualified List have demonstrated successful non-tracking performance on previous projects; however, the Commission does not endorse nor guarantee success of any of the listed products. Success is dependent on the contractor choosing a product that can achieve

the desired results while also taking into consideration all factors, including, but not limited to, cure time, weather conditions, surface prep, surface type, material properties, and adherence to manufacturer's instructions. The contractor is responsible for monitoring adherence of the tack to the pavement surface and shall cease operations when tack first begins to show signs of not meeting the requirements of Section 3.0. Corrective action shall be made prior to resuming tacking operations.

3.0 Non-Tracking Requirements. Non-tracking tack shall remain adhered to the pavement surface when exposed to any wheeled or tracked vehicles. The tack shall not track off the surface within 30 minutes of being applied, and shall not stick to the tires, tracks or other parts of paving equipment or vehicles such that the underlying surface becomes visible or void of tack prior to the placement of the hot mix asphalt. The tack shall not track onto any adjacent lanes, pavement markings, driveways, sideroads, etc.

3.1 The contractor shall be responsible for cleaning all tracked tack from adjacent lanes, driveways, sideroads, etc., and shall replace all pavement markings that become coated with tracked tack. This cleaning and replacement requirement applies to both approved and proposed non-tracking products.

4.0 Basis of Payment. Measurement and payment shall be in accordance with Sec 407. The accepted quantity of non-tracking tack coat will be paid for per gallon at the contract unit price for 407-10.07 Tack Coat – Non-Tracking, per gallon. No additional payment will be made for the cost to demonstrate proposed products, for cleaning surfaces due to tracking of tack, or for replacement of pavement marking damaged by tracked tack.

J. Optional Temporary Pavement Marking Paint NJSP-18-07F

1.0 Description. This provision provides the contractor with the option to either complete all Permanent Pavement Marking Paint (PPMP) prior to the time limits specified herein or to apply Temporary Pavement Marking Paint (TPMP) in accordance with Sec 620.10.2 (4 in. width) in all locations shown on the plans as PPMP and delay application of the PPMP until the spring of 2026, as allowed herein. PPMP is defined as Standard Waterborne Paint and High Build Waterborne Paint and does not include Sec 620.20.3 Durable Pavement Markings.

1.1 No application of PPMP shall occur between October 1, 2025 and March 1, 2026, both dates inclusive, except as stated herein. When the contractor has begun application of PPMP prior to October 1, 2025, and weather limitations stated in Sec 620.20.2.4 can be met, the contractor may complete the PPMP within the first seven (7) calendar days of October. If all (100%) of the PPMP is not completed on or before October 7, 2025, all previously applied PPMP, including any painted markings applied prior to October 1, shall be considered TPMP, and the contractor shall complete the remaining marking with TPMP, and then re-apply PPMP in all planned locations after March 1, 2026. All PPMP shall be completed prior to June 1, 2026. No additional payment will be made for PPMP that is later determined to be TPMP due to the contractor's failure to complete the PPMP within the time specified.

1.2 Use of TPMP Prior to October 1. The contractor has the option to apply TPMP in lieu of PPMP prior to October 1, 2025, even when there is sufficient time to complete the PPMP prior to October 1, 2025. For example, the contractor may choose to use TPMP as a base coat for the PPMP on open-graded surfaces in order to achieve higher retroreflectivity readings on the surface coat as compared to a single application.

1.2.1 The contractor has the option of using TPMP in lieu of Temporary Raised Pavement Markers if applied each day that existing markings are obliterated.

2.0 Construction Requirements. TPMP shall be accurately placed in the final planned location and shall be completely covered by the final application of PPMP. Any failure to comply with this requirement shall be corrected by removal of the misplaced pavement markings at the contractor's expense and without marring of the pavement surface.

2.1 Prior to application of the PPMP on TPMP, TPMP shall be fully cured in accordance with the manufacturer's recommendation, or for a period of 12 hours, whichever is greater.

3.0 Weather Limitations. All weather limitations specified in Sec 620 for PPMP and TPMP shall apply. Cold Weather Pavement Marking Paint, in accordance with Sec 620.10.6, shall be used for TPMP when specified weather limitations do not allow the use of waterborne paint. No additional payment will be made for the use of Cold Weather Pavement Marking Paint as TPMP. Cold Weather Pavement Marking Paint is not an allowable substitute for PPMP and shall subsequently be covered with PPMP.

4.0 Time Exception. If application of PPMP is to be delayed to the spring of 2026, the contractor shall submit a request to the engineer for a time exception and shall provide a revised work schedule that shows the planned completion of the PPMP.

4.1 Upon receipt of the time exception request in Section 4.0, the engineer will list "Application of Permanent Pavement Marking Paint" as an exception on the Semi-Final Inspection form, thus granting an exception to the count of contract time thru June 1, 2026, solely for the purpose of delaying application of PPMP. This time exception shall not apply to any time needed to complete any other work items. Liquidated Damages, as specified elsewhere in this contract, shall remain in effect for all other work items not completed by the contract time limits, as specified elsewhere in this contract, and for PPMP not completed by June 1, 2026.

5.0 Method of Measurement. No final measurement will be made for TPMP.

6.0 Basis of Payment. Full payment for TPMP will be made at the contract lump sum price even when PPMP is completed prior to the time limitation and TPMP is not used or only partially used.

6.2 If a \$0 bid is entered for TPMP, no payment will be made should TPMP become necessary.

Item Number	Description	Unit
6209901	Temporary Pavement Marking Paint	LS

K. Powder Coating JSP-04-06

1.0 Scope. This specification covers a powder coating finish for metallic components.

2.0 Basis of Acceptance. Basis of acceptance of the powder coated components will be based on a manufacturer's certification, including certified test results for all performance requirements, submitted by the contractor and upon results of any tests performed by the engineer. The contractor shall repair any areas damaged during the testing process by a written method of repair recommended by the powder coating manufacturer. All repairs shall be subject to the engineer's

approval.

3.0 Material.

3.1 Color. The finished powder coating shall be in the color specified in the contract.

3.2 Powder Coating Type. The powder coating shall be a urethane or triglycidyl isocyanate (TGIC) polyester resin type.

3.3 Galvanizing. When galvanizing is specified, all surfaces of the component shall be galvanized prior to powder coating in accordance with ASTM A 123. Components shall not be water or chromate quenched prior to powder coating.

3.3.1 Testing of Galvanizing. The procedure for determining the mass of coating shall be in accordance with ASTM A 90. This method shall be used in cases where the area of the test specimen can be accurately tested. On specimens shaped so that the area cannot be calculated, the mass of coating shall be determined with a magnetic gauge in accordance with ASTM E 376. The powder coating shall be removed by solvent removal or other any other method that does not affect the zinc coating.

4.0 Workmanship.

4.1 Fabrication. After fabrication of the component, all welds, bolted connections, holes, cut ends, etc. shall be free of slag, burrs or other imperfections that would affect the overall appearance or performance of the finished product.

4.2 Finish of Galvanized Components. When galvanizing is required prior to powder coating, all galvanized surfaces shall be in accordance with the Finish and Appearance requirements of ASTM A 123 prior to application of the powder coating. Prior to powder coating, all surfaces shall be free of uncoated areas, blisters, flux deposits, gross dross inclusions, lumps, globules, runs, drips and sags. Zinc high spots, such as metal drip line, and other rough areas shall be removed by cleaning with hand or power tools as described in SSPC Surface Preparation Specification 2 or 3. The zinc shall be removed until the zinc is level with the surrounding area, taking care that the base coating is not removed by the cleaning methods. The final galvanized surface shall be an applicable substrate to ensure proper adhesion of the powder coating. After removal of high spots and other rough areas, the coated surface shall be inspected to verify the required zinc coating thickness is in accordance with ASTM A 123 utilizing a magnetic field type thickness instrument in accordance with ASTM E 376. Any component that does not comply with the zinc coating thickness requirement before or after removal of high spots or rough areas shall be repaired in accordance with ASTM A 780.

4.3 Finish of Powder Coating. The powder coated surface shall be smooth, free of thin spots, pinholes, blemishes, and other coating imperfections.

5.0 Powder Coating Application. The powder coating shall be applied in accordance with all requirements of the supplier of the powder coating material. When powder coating is to be applied over galvanized surfaces, the powder coating application shall also be in accordance with the requirements supplied by the galvanizer. This shall include storage and pre-treatment of the component prior to application of the powder coating. If there is a conflict in application method between the powder coating supplier and the galvanizer, the powder coater shall resolve the conflict prior to application of any powder coating.

6.0 Performance Requirements. The finished components shall be delivered to the project site with no damage to the powder coating. The contractor shall repair any damaged areas in accordance with the requirements of the powder coating manufacturer at the engineer's discretion. Damage to the powder coating may be cause for rejection. The powder coating of the finished components shall be in accordance with the following requirements:

Item	Test Method	Requirement
Salt Spray Corrosion, 500 hrs, single scribe	ASTM B 117	Creepage shall not exceed ¼" in either direction from scribe
Cross Hatch Adhesion, min	ASTM D 3359	5A and 5B
Pencil Hardness, Gouge, min	ASTM D 3363	F
Pencil Hardness, Scratch, min	ASTM D 3363	F
Coating Thickness, mils, min ^a	ASTM E 376	3.0
Gloss, 60°, min	ASTM D 523	20
Chemical Resistance ^b	ASTM D 1308	Coating shall show only a slight circular mark

^a For components with an underlying non-magnetic coating over steel, the powder coating thickness will be the difference in thickness measurements with and without the powder coating.

^b The open spot test shall be performed with 5 drops 95% toluene/5% MEK for 30 s.

Basis of measurement. No final measurement will be made for powder coating.

Basis of Payment. No direct payment will be made for compliance with the powder coating requirement. Payment will be completely covered under the bid items in the plan. Including but not limited to all labor and materials to coat the posts, rail, end terminals, end anchors, and mounting hardware.

Item Number	Description	Unit
606-99.03	MGS Guardrail, 8 Foot Posts (Coated Black)	LF
606-99.02	Type A Crashworthy End Terminal (Coated Black)	EA
606-99.02	MGS End Anchor (Coated Black)	EA

L. Removal and Delivery of Existing Signs JSP-12-01C

1.0 Description. All Commission-owned signs removed from the project shall be disassembled, stored, transported, and disposed of as specified herein. Sign supports, structures and hardware removed from the project shall become the property of the contractor.

2.0 Disassembly and Delivery.

2.1 All Commission-owned signs, (excluding abandoned billboard signs), designated for removal in the plans, or any other signs designated by the Engineer, shall be removed from the sign supports and structures, disassembled, stored, transported, and delivered by the contractor to the recycling center for destruction.

2.2 The contractor shall coordinate and make arrangements with the recycling center for delivery of the signs. Sign panels shall be disassembled and/or cut into sizes as required by the recycling center.

2.3 The contractor shall provide the Engineer with a “Sign Delivery Certification” attesting to completion of delivery of all existing sign material from the project to the recycler. In addition, the contractor shall provide to the Engineer a final “Sign Certification of Destruction” from the recycler that documents the total pounds of scrap sign material received from the project and attests that all such material will not be re-purposed and will be destroyed in a recycling process. The contractor can locate the required certification statements from the Missouri Department of Transportation website:

<https://www.modot.org/forms-contractor-use>

2.4 Funds received from the disposal of the signs from the recycling center shall be retained by the Contractor.

3.0 Basis of Payment. All costs associated with removing, disassembling and/or cutting, storing, transporting, and disposing of signs shall be considered as completely covered by the contract unit price for Item No. 202-20.10, “Removal of Improvements”, per lump sum.

M. Shaping Slopes Class III (Modified Material Requirements) NJSP-20-03B

Delete Sec 215.1.3 and 215.1.3.1 and substitute the following:

215.1.3 Shaping Slopes, Class III, shall consist of providing rock fill material and shaping slopes to construct additional shoulder width for the installation of guardrail and Type A crashworthy end terminals in accordance with Missouri Standard Plans for Highway Construction. The rock fill material used shall meet the requirements specified in Sec 215.1.3.1. The shoulder surface shall be finished smooth such that it is traversable and without significant voids or depressions.

215.1.3.1 Material Requirements. Rock fill material used for Shaping Slopes, Class III, shall consist of a durable crushed stone, shot rock or broken concrete, with a predominant size of 3 inches and a maximum size of 6 inches. Acceptance by the engineer will be made by visual inspection.

215.4 Basis of Payment. The accepted quantity will be paid at the contract unit bid price for 215-99.10 Misc. Shaping Slopes Class III – Modified Material Requirement, per 100F.

N. Modified Bonded Asphaltic Concrete Pavement NJSP-15-11C

1.0 Description. This work shall consist of the placement of a Polymer Modified Emulsion Membrane (PEM) or Cationic Modified Emulsion Membrane (CPEM) prior to a bituminous overlay of hot asphaltic concrete pavement. At the contractor’s option, the contractor may replace the PEM/CPEM with a Performance Graded (PG) Asphalt Binder prior to a bituminous overlay of hot asphaltic concrete pavement. The PEM/CPEM or PG Asphalt Binder shall be spray applied prior to the application of the hot asphaltic concrete pavement so as to produce a homogeneous surface in accordance with Secs 401, 402, or 403.

2.0 Materials. All materials shall be in accordance with Division 1000, Material Details, and specifically as follows:

Item	Section
Polymer Modified Emulsion Membrane (PEM or CPEM)	1015.20.6.2
Performance Graded (PG) Asphalt Binder	1015.10

The PG Asphalt Binder shall be modified to meet the following performance parameters. The test results shall be submitted to the engineer for approval at least 30 days prior to use. The PG binder component shall account for at least 95% of the total product composition by volume.

Parameters*	Test Method	Min	Max
No-Pick-Up Time for Tack Coats; minutes	MoDOT TM 87	-	5
Average Bond Strength; psi	MoDOT TM 88 or alternate method	75	-
Elastic Recovery, percent	AASHTO T 301	60	-

*The PG Asphalt Binder product shall exhibit a laboratory "no-pick-up" time of 5 minutes or less per MoDOT TM-87. The PG Asphalt Binder product shall exhibit laboratory bond pull-off strengths (average of three test specimens) of a minimum of 75 psi in accordance with MoDOT TM-88 method or other approved research test methods at the target application rate prescribed within this specification. The elastic recovery may be waived if the product has proven performance in cold weather climates with freeze/thaw conditions.

3.0 Construction Requirements. The PEM/CPEM or PG Asphalt Binder shall be applied in accordance with Sec 407 except as modified herein.

3.1 Coldmilled Surfaces. All coldmilled surfaces shall be thoroughly cleaned with air blowing, air vacuuming, or other approved methods resulting in a cleaned surface free of all dust, loose material, grease, or other foreign material at the time the tack is applied to the satisfaction of the engineer. Historically, conventional sweeping equipment has not produced satisfactory results and will not be acceptable as the sole operation. .

3.2 Requirements of Polymer Modified Emulsion Membrane (PEM or CPEM).

3.2.1 Equipment. No wheel, track or other part of the paving machine or any hauling equipment shall come in contact with the PEM/CPEM before the asphaltic concrete pavement mixture is applied.

3.2.2 Application. The target application rate of the PEM/CPEM shall be 0.20 gallons per square yard. The application rate shall be within +/- 0.02 gallons per square yard of the target application rate during construction. The average application rate used within the entire areas of the job limits shall be within +/- 1% of the target application rate. The PEM/CPEM shall be sprayed at a temperature of 120 - 180°F. The sprayer shall accurately and continuously monitor the application rate and provide a uniform coverage across the entire width to be overlaid.

3.2.2.1 The application rate of the PEM/CPEM shall be verified by dividing the volume (of PEM/CPEM used) by the area of paving for that day.

3.2.2.2 No water shall be added to the PEM/CPEM.

3.3 Requirements of Performance Graded (PG) Asphalt Binder

3.3.1 Equipment. The PG Asphalt Binder product shall be applied with an asphalt distributor that has been properly cleaned and set-up specifically for use of hot applied PG Asphalt Binder products. The distributor shall have the full circulating and heating capabilities in the tank and a heated spray bar.

3.3.2 Application. The target application rate of the PG Asphalt Binder shall be 0.15 gallons per square yard. The application rate shall be within +/- 0.02 gallons per square yard of the target application rate during construction. The average application rate used within the entire area of the job limits shall be within +/- 1% of the target application rate.

3.3.3 Non-Tracking. The PG Asphalt Binder shall be modified to be non-tracking that does not stick to the tires, tracks or other parts of paving equipment or vehicles such that the surface to be overlaid becomes visible or void of tack prior to the placement of the asphaltic concrete pavement mixture. A test strip using the PG Asphalt Binder product of 200 feet long (maximum) shall be applied to the roadway. After application, the PG Asphalt Binder shall be non-tracking within 10 minutes or less. If the test strip exhibits unacceptable tracking, then work shall cease until the PG Asphalt Binder product is either reformulated, switched to a different PG Asphalt product, or a spray paver application method is utilized. The test strip shall be conducted until satisfactory results are achieved.

3.3.4 Safety. Proper storage, handling, and application guidelines shall be followed carefully in accordance with the product manufacturer. A copy of this information shall be provided to the engineer. The information shall include the application temperature range, maximum allowable temperature for the product, and the particle charge.

3.3.4.1 Safety procedures of all products shall be addressed in the contractor's safety plan and a pre-construction meeting shall be held with the employees involved with the construction of the asphalt overlay to address all safety procedures, protocols, and personal protective equipment (PPE) of hot applied PG Asphalt Binder prior to application.

4.0 Method of Measurement. Measurement of the Polymer Modified Emulsion Membrane or PG Asphalt Binder shall be based on the volume in gallons in accordance with Sec 1015. Where required, measurement for coldmilling existing asphalt materials and cleaning the underlying pavement will be computed to the nearest square yard.

5.0 Basis of Payment. The accepted quantity of Polymer Modified Emulsion Membrane (PEM/CPEM) or PG Asphalt Binder shall be paid for at the contract unit price for 407-99.12, Misc. Modified Bonded Asphaltic Concrete Pavement, per gallon.

Where required, the accepted quantity for coldmilling and cleaning underlying pavement will be paid for at the contract unit price per square yard for Misc. Coldmilling Bituminous Pavement with Additional Cleaning, Item number 622-99.05.

O. Balanced Mix Design Requirements for Sec 403 Asphaltic Concrete Pavement JSP-24-01A

1.0 Description. Balanced Mix Design (BMD) and Paver-Mounted Thermal Profiles (PMTP), as specified herein, are required on this project for all Sec 403 asphaltic concrete pavement surface and base course mixes. BMD shall be in accordance with section 2.0. PMTP shall be in accordance with section 3.0. No additional payment will be made for compliance with these provisions.

1.1 Rapid Penetrating Emulsion. Should use of Rapid Penetrating Emulsion (RPE) be necessary for corrective action of longitudinal joint density, as specified elsewhere in section 2.0, RPE shall be in accordance with MoDOT JSP2303 Rapid Penetrating Emulsion (available at: https://epg.modot.org/index.php/Job_Special_Provisions), except that no payment will be made for use of RPE.

2.0 Delete Sec 403 in its entirety and substitute the following:

403 ASPHALTIC CONCRETE PAVEMENT with Balanced Mix Design

403.1 Description. This work shall consist of providing a bituminous mixture to be placed in one or more courses on a prepared base or underlying course as shown on the plans or as directed by the engineer. The contractor shall be responsible for QC of the bituminous mixture, including the design, and control of the quality of the material incorporated into the project. The engineer will be responsible for QA, including testing, to assure the quality of the material incorporated into the project.

403.1.1 Naming Convention. The nomenclature of Superpave bituminous mixture names, such as SP125CLP, will be as follows. When only the aggregate size is shown, such as SP125, the specifications shall apply to all variations of that size, such as SP125B, SP125C, SP125CLP, etc. When "x" is indicated, such as SP125xLP, specifications shall apply to all variations of mixture designs. Stone Matrix Asphalt will be generally referred to as SMA and designated by SM or SMR.

Superpave Nomenclature	
SP	Superpave
048	4.75mm (No. 4) nominal aggregate size
095	9.5 mm (3/8 inch) nominal aggregate size
125	12.5 mm (1/2 inch) nominal aggregate size
190	19.0 mm (3/4 inch) nominal aggregate size
250	25.0 mm (1 inch) nominal aggregate size
x	Mixture design: B, C, E or F (as described below)
LP	Limestone porphyry (when designated)
SM	Stone Matrix Asphalt (when designated)
SMR	Stone Matrix Asphalt limestone/non-carbonate (when designated)

403.1.2 Design Levels. The following cumulative equivalent single axle loads (ESALs) shall be used for the specified mix design. The same size aggregate mix design at a higher design traffic may be substituted at the contractor's expense for the contract specified mixture design with the approval from the engineer. Substitutions shall be done uniformly and project mixing of various designs for the same work will not be permitted. For example, an SP125B mixture may be substituted for an SP125C mixture, or SP190C for SP190E, etc. Mixture design substitution will be limited to one design level higher than that specified in the contract.

Design Traffic (ESALs)	Design
< 300,000	F
300,000 to < 3,000,000	E
3,000,000 to < 30,000,000	C
≥ 30,000,000	B

403.2 Material. All material shall be in accordance with Division 1000, Material Details, and specifically as follows:

Item	Section
Aggregate	1002
Asphalt Binder, Performance Graded (PG)*	1015
Fiber Additive	1071
Anti-Strip Additive	1071

*The grade of asphalt binder will be specified in the contract.

403.2.1 Stone Matrix Asphalt. In addition to other requirements, material for SMA mixtures shall meet the following. Coarse aggregate shall consist of crushed limestone and either porphyry or steel slag in accordance with the quality requirements of [Sec 1002](#), except as follows. The Los Angeles (LA) abrasion, when tested in accordance with AASHTO T 96, shall not exceed 40 percent based on initial ledge approval and source approval. The percent absorption, when tested in accordance with AASHTO T 85, shall not exceed 3.5 percent based on the individual fractions. The amount of flat and elongated particles, measured on material retained on a No. 4 sieve, of the blended aggregate shall not exceed 20 percent based on a 3:1 ratio or 5 percent based on a 5:1 ratio.

403.2.2 Filler Restriction. Rigden void content determined in accordance with MoDOT Test Method TM-73 shall be no greater than 50 percent.

403.2.3 Fibers. A fiber additive shall be used as a stabilizer in SMA Mixtures. Fibers shall be uniformly distributed by the end of the plant mixing process. The dosage rate for fibers shall be no less than 0.3 percent by weight of the total mixture for cellulose and no less than 0.4 percent by weight for mineral fibers.

403.2.4 Reclaimed Asphalt. A maximum of 30 percent virgin effective binder replacement may be used in mixtures without changing the grade of binder. The asphalt binder content of recycled asphalt materials shall be determined in accordance with AASHTO T 164, ASTM D 2172 or other approved method of solvent extraction. A correction factor for use during production may be determined for binder ignition by burning a sample in accordance with AASHTO T 308 and subtracting from the binder content determined by extraction. The aggregate specific gravity shall be determined by performing AASHTO T 209 in accordance with [Sec 403.19.3.1.2](#) and calculating the G_{se} to which a 0.98 correction factor will be applied to obtain the G_{sb} as follows:

$$G_{se} = \frac{100 - P_b}{\frac{100}{G_{nm}} - \frac{P_b}{G_b}} \qquad \text{RAP } G_{sb} = \text{RAP } G_{se} \times 0.98$$

403.2.5 Reclaimed Asphalt Pavement. Reclaimed Asphalt Pavement (RAP) may be used in any mixture, except SMA mixtures. Mixtures may be used with more than 30 percent virgin

effective binder replacement provided testing according to AASHTO M 323 is included with the job mix formula that ensures the combined binder meets the grade specified in the contract. All RAP material, except as noted below, shall be tested in accordance with AASHTO T 327, *Method of Resistance of Coarse Aggregate Degradation by Abrasion in the Micro-Deval Apparatus*. Aggregate shall have the asphalt coating removed either by extraction or binder ignition during production. The material shall be tested in the Micro-Deval apparatus at a frequency of once per 1500 tons. The percent loss shall not exceed the Micro-Deval loss of the combined virgin material by more than five percent. Micro-Deval testing will be waived for RAP material obtained from MoDOT roadways. All RAP material shall be in accordance with [Sec 1002](#) for deleterious and other foreign material.

403.2.6 Reclaimed Asphalt Shingles. Reclaimed Asphalt Shingles (RAS) may be used in any mixture specified to use PG 64-22 in accordance with AASHTO PP 53 except as follows: When the ratio of virgin effective binder to total binder in the mixture is between 60 and 70 percent, the grade of the virgin binder shall be PG 52-28 or PG 58-28. Shingles shall be ground to 3/8-inch minus. Waste, manufacturer or new, shingles shall be essential free of deleterious materials. Post-consumer RAS shall not contain more than 1.5 percent wood by weight or more than 3.0 percent total deleterious by weight. Post-consumer RAS shall be certified to contain less than the maximum allowable amount of asbestos as defined by national or local standards. The gradation of the aggregate may be determined by solvent extraction of the binder or using the following as a standard gradation:

Shingle Aggregate Gradation	
Sieve Size	Percent Passing by Weight
3/8 in.	100
No. 4	95
No. 8	85
No. 16	70
No. 30	50
No. 50	45
No. 100	35
No. 200	25

403.3 Composition of Mixtures.

403.3.1 Gradation. Prior to mixing with asphalt binder, the combined aggregate gradation, including filler if needed, shall meet the following gradation for the type of mixture specified in the contract. A job mix formula may be approved which permits the combined aggregate gradation during mixture production to be outside the limits of the master range when the full tolerances specified in [Sec 403.5](#) are applied.

Percent Passing by Weight							
Sieve Size	SP250	SP190	SP125	SP095	SP048	SP125xSM(R)	SP095xSM(R)
1 1/2 in.	100	---	---	---	---	---	---
1 in.	90 - 100	100	---	---	---	---	---
3/4 in.	90 max.	90 - 100	100	---	---	100	---
1/2 in.	---	90 max.	90 - 100	100	---	90-100	100
3/8 in.	---	---	90 max.	90-100	100	50-80	70-95
No. 4	---	---	---	90 max.	90-100	20 - 35	30-50
No. 8	19 - 45	23 - 49	28 - 58	32-67	---	16 - 24	20-30
No. 16	---	---	---	---	30-60	---	21 max.
No. 30	---	---	---	---	---	---	18 max.
No. 50	---	---	---	---	---	---	15 max.
No. 100	---	---	---	---	---	---	---
No. 200	1 - 7	2 - 8	2 - 10	2-10	7-12	8.0-11.0	8.0-12.0

403.3.2 Anti-Strip Agent. An anti-strip will be allowed by the engineer to improve resistance to stripping. Anti-strip agents and application rates shall be from a list approved in accordance with [Sec 1071](#).

403.3.3 Porphyry Mixtures. For LP and SMA mixtures, at least 50 percent by volume of the aggregate shall be crushed porphyry retained on the following sieves: No. 30 for SP048, No. 16 for SP095 and No. 8 for SP125. Depending on the actual gradation of porphyry aggregate furnished, the amount of crushed porphyry required may vary, however at least 40 percent by weight of crushed porphyry will be required. Steel slag may be substituted for porphyry in LP and SM mixtures, except at least 45 percent by weight of crushed porphyry and/or slag will be required. The engineer may approve the use of other hard, durable aggregate in addition to porphyry and steel slag. When an SMR mixture is designated, the mixture shall contain aggregate blends with at least 30 percent non-carbonate material in accordance with [Sec 403.3.5](#).

403.3.4 Minimum Stone Matrix Asphalt Binder. The percent asphalt binder for SMA mixtures shall not be less than 6.0 percent unless otherwise allowed by the engineer.

403.3.5 Surface Mixtures. Design level B surface mixtures and SP048NC, except as described in [Sec 403.15.3](#), containing limestone coarse aggregate shall contain a minimum amount of non-carbonate aggregate. The LA abrasion values, AASHTO T 96, of the limestone will determine the type and amount of non-carbonate aggregate required as shown in the table below. The LA abrasion value will be determined from the most recent source approval sample. In lieu of the above requirements, the aggregate blend shall have an acid insoluble residue (AIR), MoDOT Test Method TM 76, meeting the plus No. 4 criteria of crushed non-carbonate material. Non-carbonate aggregate shall have an AIR of at least 85 percent insoluble residue.

Coarse Aggregate (+ No. 4)	Minimum Non-Carbonate by Volume
Limestone, LA ≤ 30	30% Plus No. 4
Limestone, LA > 30	20% Minus No. 4*
Dolomite	No Requirement

*Use for all SP095 and SP048NC containing limestone.

403.4 Job Mix Formula. At least 30 days prior to placing any mixture on the project, the contractor shall submit a mix design for approval to Construction and Materials. The mixture shall be designed in accordance with AASHTO R 35 or R 46 and shall be tested in accordance with

AASHTO T 312 except as noted herein. A detailed description of the mix design process shall be included with the job mix formula (JMF). Representative samples of each ingredient for the mixture shall be submitted with the mix design.

403.4.1 Proficiency Sample Program. Laboratories that participate in and achieve a score of three or greater in the AASHTO proficiency sample program for T 11, T 27, T 84, T 85, T 166, T 176, T 209, T 304 (ASTM C 1252), T 308 and T 312 will have the mixture verification process waived. The mix design shall be submitted to Construction and Materials for approval at least seven days prior to mixture production.

403.4.2 Required Information. The mix design shall include raw data from the design process and contain the following information:

- (a) All possible sources intended for use, and grade and specific gravity of asphalt binder.
- (b) Source, type (formation, etc.), ledge number if applicable, gradation, and deleterious content of each aggregate fraction.
- (c) Bulk and apparent specific gravities and absorption of each aggregate fraction in accordance with AASHTO T 85 for coarse aggregate and AASHTO T 84 for fine aggregate including all raw data.
- (d) Specific gravity of hydrated lime, mineral filler or baghouse fines, if used, in accordance with AASHTO T 100.
- (e) Percentage of each aggregate component.
- (f) Combined gradation of the job mix.
- (g) Percent asphalt binder, by weight, based on the total mixture and percent asphalt binder contributed by reclaimed asphalt materials.
- (h) Bulk specific gravity (G_{mb}) by AASHTO T 166 Method A of a laboratory compacted mixture compacted at N_{design} gyrations.
- (i) Percent air voids (V_a) of the laboratory compacted specimen compacted to N_{design} gyrations.
- (j) Voids in the mineral aggregate (VMA) and volume of Effective Asphalt (V_{be}) at N_{design} gyrations.
- (k) Theoretical maximum specific gravity (G_{mm}) as determined by AASHTO T 209, in accordance with [Sec 403.19.3](#), after the sample has been short term aged in accordance with AASHTO R 30.
- (l) The tensile strength ratio as determined by AASHTO T 283 including all raw data.
- (m) The gyratory sample weight to produce a 115 mm minimum height specimen.
- (n) Mixing temperature and gyratory molding temperature.

- (o) Number of gyrations at N_{design} .
- (p) Dust proportion ratio ($-200/P_{be}$).
- (q) Bulk specific gravity (G_{sb}) of the combined aggregate.
- (r) Percent chert contained in each aggregate fraction.
- (s) Percent of G_{mm} at $N_{initial}$ and $N_{maximum}$.
- (t) Voids in coarse aggregate (VCA) for both the mixture and dry-rodded condition for SMA mixtures.
- (u) Draindown for SMA mixtures.
- (v) Performance testing results for Cracking Tolerance Index (CT_{Index}), Critically aged Cracking Tolerance Index ($CT_{Index,CriticallyAged}$), Hamburg Wheel Tracking Test (HWTT), and Rutting Tolerance Index (RT_{Index}).
- (w) Baghouse fines added for design.
 - (i) Batch and continuous mix plants – Indicate which aggregate fraction to add baghouse percentage during production.
 - (ii) Drum mix plants – Provide cold feed settings with and without baghouse percentage.

403.4.3 Approval. No mixture will be accepted for use until the JMF for the project is approved by Construction and Materials.

403.4.4 Mix Formula Modification. The JMF approved for each mixture shall be in effect until modified in writing by the engineer. When unsatisfactory results occur or should a source of material be changed, a new JMF may be required.

403.4.4.1 Asphalt Binder Source Change. When an asphalt binder source change includes a binder grading that differs from the original grade on the JMF, new performance testing values (CT_{Index} and RT_{Index}) shall be provided prior to use.

403.4.4.2 Additive Source Change. When rejuvenators, warm mix additives, anti-strip additive, or other additives sources change; new performance testing values (CT_{Index} and RT_{Index}) shall be provided.

403.4.5 Design Gyrations. The minimum number (N) of gyrations required for gyratory compaction shall be as follows:

Design	N_{design}^a
F	35
E	50
C	60
B	65

^a SMA mixtures shall have N_{design} equal to 100.

403.4.6 Mixture Characteristics. When compacted in accordance with AASHTO T 312, the mixture shall meet the following criteria.

403.4.6.1 Air Voids (V_a). Design air voids for SuperPave mixtures at all traffic levels shall be between 3.0 and 5.0 percent. SMA mixtures shall have a design air void of 4.0 percent.

403.4.6.2 Voids in the Mineral Aggregate (VMA). SuperPave mixtures shall have a minimum volume of effective asphalt, equal to the VMA minus the air voids, as shown in the chart below, with design air voids between 3.0% to 5.0% for SuperPave and shall be 4.0% for SMA. The minimum VMA shall be equal to the minimum volume of effective binder (V_{be}) plus design air voids.

Mixture	V_{be} Minimum (percent)
SP250	9.0
SP190	10.0
SP125 (except for SMA)	11.0
SP095 (except for SMA)	12.0
SP048	13.0
SMA	13.0

403.4.7 Dust to Binder Ratio. For all mixtures except SMA and SP048, the ratio of minus No. 200 material to effective asphalt binder (P_{be}) shall be between 0.8 and 1.6. For SP048, the ratio of minus No. 200 material to effective asphalt binder (P_{be}) shall be between 0.9 and 2.0.

403.4.8 Moisture Susceptibility. For all mixtures except SMA, the mixture shall have a tensile strength ratio (TSR) greater than 85 percent (80 percent if an approved anti-strip agent is used) when compacted to 3.7 inches with 7 ± 0.5 percent air voids and tested in accordance with AASHTO T 283. SMA mixtures shall have a TSR greater than 85 (80 percent if an approved anti-strip agent is used) percent when compacted to 3.7 inches with 6 ± 0.5 percent air voids and tested in accordance with AASHTO T 283.

403.4.8.1 Minimum Tensile Strength. All mixtures shall have a minimum allowable conditioned tensile strength of 60 psi.

403.4.8.2 Liquid Anti-Strip Dosage. The liquid anti-strip dosage shall be in the range recommended by the manufacturer and provided on the JMF.

403.4.9 Draindown. AASHTO T 305, Draindown Test, shall be performed on all SMA mixtures prior to job mix approval. The mixture shall be stabilized in such a way that the draindown of the asphalt binder shall not exceed 0.3 percent by weight of mixture.

403.4.10 Voids in Coarse Aggregate. The percent VCA_{MIX} of SMA mixtures shall be less than or equal to the VCA_{DRC} as determined using AASHTO T 19. This may be calculated using the following equations:

$$VCA_{DRC} = 100 \times (G_{CA\gamma_w} - \gamma_s) / G_{CA\gamma_w}$$

$$VCA_{MIX} = 100 - (P_{bp} \times G_{mb} / G_{CA})$$

$$P_{bp} = P_s \times PA_{bp}$$

Where: G_{CA} = bulk specific gravity of the combined coarse aggregate (AASHTO T 85),
 γ_s = unit weight of coarse aggregate in the dry-rodded condition (DRC) (lb/ft³) (AASHTO T 19),
 γ_w = unit weight of water (62.34 lb/ft³) ,
 P_{bp} = percent aggregate by total mixture weight retained on No. 4 sieve and
 PA_{bp} = percent aggregate by total aggregate weight retained on No. 4 sieve*.

*Use No. 8 sieve for SP095xSM

403.4.11 Mix Design Performance Testing. Acceptable test results meeting the criteria for the following performance tests shall be submitted with the mix design for approval. Test specimens shall be compacted to an air void content of 7.0 +/- 0.5% or 6.0 ± 0.5% for SMA mixtures.

403.4.11.1 Cracking Tolerance Index (CT_{Index}) Testing. The CT_{Index} testing shall be completed in accordance with ASTM D8225 and at a test temperature of 25 +/- 0.5 °C.

Mix Type	Minimum CT _{Index}	CT _{Index} , (Critically Aged)*
Non-SMA	50	Informational Only
SMA	135	Informational Only

*Critically Aged defined as loose mix aging for 20 hours at 115° C.

403.4.11.2 Rutting Tolerance Index (RT_{Index}) Testing. The RT_{Index} testing shall be completed in accordance with ASTM D8360 and at a test temperature of 50 +/- 1°C.

PG Grade High Temperature*	Minimum RT _{Index}
58-28H / 64-22	50
64-22H / 70-22	65
64-22V / 76-22	80

*Determined by the binder grade specified in the contract.

403.4.11.3 Hamburg Wheel Track (HWT). HWT testing will be completed in accordance with AASHTO T324 at test temperature of 50 +/- 1°C and 2.44 in specimen height.

PG Grade High Temperature *	Minimum Wheel Passes	Maximum Rut Depth (in.)
58-28H / 64-22	7,500	0.38
64-22H / 70-22	15,000	0.38
64-22V / 76-22	20,000	0.38

*Determined by the binder grade specified in the contract.

403.5 Mixture Production Specification Limits.

403.5.1 Gradation and Deleterious Content Control. The gradation of the aggregate shall be determined from samples taken from the hot bins on batch-type or continuous mixing plants or

from the composite cold feed belt on drum mix plants. The gradation may also be obtained by sampling the mixture and testing the residual aggregate. The deleterious content of the aggregate shall be determined from samples taken from the composite cold feed belt. The RAP shall be sampled from the RAP feeding system on the asphalt plant. Gradation and deleterious shall be taken when directed by the engineer.

403.5.1.1 Stone Matrix Asphalt Tolerances. In producing mixtures for the project, the plant shall be operated such that no intentional deviations from the job mix formula are made. The maximum deviation from the approved job mix formula shall be as follows for SMA mixtures:

Sieve	Max. Tolerance	
	SP095	SP125
3/4 in.	---	---
1/2 in.	---	±4
3/8 in.	±4	±4
No. 4	±3	±3
No. 8	±3	±3
No. 200	±2	±2

403.5.1.2 Mixture Tolerance. For all other SP mixtures, the percent passing the first sieve size smaller than the nominal maximum size shall not exceed 92.0 percent, a tolerance not to exceed 2.0 percent on the No. 8 sieve from the table in [Sec 403.3.1](#), and within the range listed in [Sec 403.3.1](#) for the No. 200 sieve. The deleterious content of the material retained on the No. 4 sieve shall not exceed the limits specified in [Sec 1002.2](#).

403.5.2 Density. The final, in-place density of the mixture shall be 92.5 to 98.0 percent of the theoretical maximum specific gravity for all mixtures except SMA. SMA mixtures shall have a minimum density of 94.0 percent of the theoretical maximum specific gravity. The theoretical maximum specific gravity shall be determined from a sample representing the material being tested. Tests shall be taken not later than the day following placement of the mixture. The engineer will randomly determine test locations.

403.5.2.1 Shoulder Density. Density on non-integral shoulders shall be in accordance with [Sec 403.15.3](#).

403.5.2.2 Integral Shoulder. When shoulders are placed integrally with the traveled way, tests shall be taken on the traveled way.

403.5.2.3 Longitudinal Joint Density. Density along longitudinal joints shall be in accordance with [Sec 403.16.1](#). Pay shall be in accordance with [Sec 403.23.4.1](#).

403.5.3 Asphalt Content. The asphalt content (AC) shall be within ± 0.3 percent of the approved mix design.

403.5.4 Air Voids. Air voids shall be within ± 1.0 percent of the approved mix design at N_{des} gyrations.

403.5.5 Cracking Tolerance Index. Minimum CT_{Index} shall be 50 for all mixtures except SMA. SMA mixtures shall have a minimum CT_{Index} of 135.

403.5.6 Rutting Tolerance Index. Minimum RT_{Index} shall be based upon the high temperature asphalt binder grade in the contract in accordance with the following:

PG Grade High Temperature*	Minimum $RT_{Index}^{(a)}$
58-28H / 64-22	50
64-22H / 70-22	65
64-22V / 76-22	80

*Determined by the binder grade specified in the contract.

^(a)Mixtures not meeting the minimum RT_{Index} shall be tested by the Hamburg Wheel Track Test and meet a minimum of 1/2" rutting at the number of wheel passes required by the contract grade of the mixture.

403.5.7 Tensile Strength Ratio (TSR). The TSR shall be greater than or equal to 75 percent as determined from loose mixture taken from the plant and tested in accordance with AASHTO T 283. The minimum allowable conditioned tensile strength of the mixture shall be 60 psi. The liquid anti-strip dosage during production shall match the dosage listed on the JMF.

403.5.8 Fibers. The fiber proportioning and delivery system for SMA mixtures shall have an accuracy of 10 percent by weight of the material actually being measured in any given period of time.

403.5.9 Moisture Content. The asphaltic concrete mixture, when sampled and tested in accordance with AASHTO T 329, shall not contain more than 0.5 percent moisture by weight of the mixture.

403.5.10 Contamination. The asphaltic concrete mixture shall not be contaminated with deleterious agents such as unburned fuel, objectionable fuel residue or any other material not inherent to the job mix formula.

403.6 Field Laboratory. The contractor shall provide a Type 3 field laboratory in accordance with [Sec 601](#). The contractor shall furnish the bituminous mixture equipment to perform all required test methods for QC and QA work. The gyratory compactor shall be evaluated in accordance with AASHTO PP 35. An approved list will be maintained by Construction and Materials. All other equipment shall be capable of performing tests in accordance with the approved test methods.

403.7 Bituminous Mixing Plants. Bituminous mixing plants and preparation of material and mixtures shall be in accordance with [Sec 404](#).

403.8 Hauling Equipment. Trucks used for hauling bituminous mixtures shall be in accordance with [Sec 404](#).

403.9 Pavers. Bituminous pavers shall be self-contained units, provided with an activated screed or strike-off assembly, heated if necessary, and capable of spreading and finishing asphaltic concrete in lane widths applicable to the specified typical sections and thicknesses shown on the plans.

403.10 Construction Requirements.

403.10.1 Weather Limitations. No mixture shall be placed on any wet or frozen surface. No mixture shall be placed when either the air temperature or the temperature of the surface on which the mixture is to be placed is below 40 F. Temperatures shall be obtained in accordance with MoDOT Test Method TM 20.

403.10.2 Substitutions. With approval from the engineer, the contractor may substitute a smaller nominal maximum size mixture for a larger sized mixture. Specifications governing the substitute mixture shall apply. Except for a single surface layer, the total pavement thickness shall be maintained when the substitute mixture layer is reduced as allowed in [Sec 403.13](#) by increasing the thickness of other layers or courses. The contract unit price for the original mixture shall be used.

403.11 Field Adjustments of Job Mix Formulas. When test results indicate the mixture produced does not meet the specification requirements, the contractor may field adjust the job mix formula as noted herein. Field adjustments may consist of changing the percent binder as listed on the original approved job mix by no more than 0.3 percent. Additional fractions of material or new material will not be permitted as field adjustments. The engineer shall be notified immediately when any change is made in the cold feed settings, the hot bin settings or the binder content. A new G_{sb} shall be calculated using the new aggregate percentages. The gradation of the adjusted mixture shall meet the requirements of the mixture type specified in the contract. When the binder content is adjusted more than 0.3 percent, the mixture will be considered out of specification, and a new mix design shall be established.

403.11.1 Field Mix Redesign. When a new mix design will be required, the contractor will be permitted to establish the new mix design in the field. The mixture shall be designed in accordance with AASHTO R 35 or AASHTO R 46 and shall meet the mix design requirements, including performance testing and TSR requirements. A representative sample of the mixture shall be submitted with the new mix design to the Central Laboratory for mixture verification. The amount of mixture submitted for verification shall weigh at least 50 pounds.

403.11.1.1 Approval. New mix designs established in the field shall be submitted for approval to Construction and Materials. Upon approval, Construction and Materials will assign a new mix number to the mixture.

403.11.1.2 Resume Production. No mixture shall be placed on the project until the new field mix design is approved.

403.12 Application of Prime or Tack. The prime coat, if specified, shall be applied in accordance with [Sec 408](#). A tack coat is required on all existing pavement and shoulder surfaces that will be overlaid with a bituminous mixture. A tack coat is also required between all lifts of bituminous pavements placed within the driving and turn lanes, unless otherwise specified in the contract. All construction requirements of a tacked surface shall be in accordance with [Sec 407](#), and specified herein. The tack coat shall be applied uniformly and shall completely cover the surface upon which the bituminous mixture is to be placed. Placement of a bituminous mixture shall not be placed upon a tacked surface that is not uniformly covered or surfaces that have experienced excessive loss of tack due to tracking. Re-application of tack due to excess tracking or non-uniform coverage shall be at the contractor's expense.

403.13 Spreading and Finishing. The base course, primed or tacked surface, or preceding course or layer shall be cleaned of all dirt, packed soil or any other foreign material prior to spreading the asphaltic mixture. If lumps are present or a crust of mixture has formed, the entire

load will be rejected. The thickness and width of each course shall conform to the typical section in the contract. The contractor may elect to construct each course in multiple layers. The minimum compacted thickness shall be 0.75 inches for SP048, 1.25 inches for SP095, 1.75 inches for SP125, 2 inches for SP190, and 3 inches for SP250.

403.13.1 Paving Widths. The following shall apply for roadways constructed under traffic. For pavements having a width of 16 to 24 feet, inclusive, the asphaltic concrete pavement shall be laid in lanes approximately one half the full width of the completed pavement, and the full width shall be completed as soon as practical. Unless otherwise permitted, a single lane of any course shall not be constructed to a length that cannot be completed to full width of the pavement the succeeding operating day. For pavements greater than 24 feet wide, single lane width construction shall be limited to one day's production and completion to full width shall be accomplished as soon as practical. Uneven pavement shall be left in place for no more than seven days, unless approved by the engineer. Removal of pavement to be in accordance with this specification shall be at the contractor's expense.

403.13.2 Segregation. No thermal or physical mix segregation will be permitted in handling the mixture at the plant, from the truck or during spreading operations on the roadbed.

Paver Mounted Thermal Profiling (PMTP) shall be conducted in accordance with Sec 406.

All layers shall be feathered out, by hand raking, if necessary, in transitioning the depth of the surface to meet present grades at bridges or ends of projects, to provide a uniform, smooth riding surface free of irregularities. Where only the top layer of the surfacing continues across a bridge, the bottom layers shall be feathered out.

Any visual/physical segregation shall be tested in accordance with MoDOT Test Method TM 75. Mixture production shall immediately cease if either criteria of MoDOT Test Method TM 75 fail. Segregated mixture shall be removed and replaced to the limits determined by the engineer.

403.13.3 Release to Traffic. If the asphaltic concrete construction consists of more than a single layer, each layer shall be compacted as specified and allowed to cool to the ambient temperature before the next layer is placed. The contractor shall keep traffic off the asphaltic concrete until the surface of the asphaltic concrete is 140 F or below and the asphaltic concrete has cooled sufficiently to prevent flushing of the asphalt binder to the surface, marking or distorting the surface or breaking down the edges.

403.13.4 Draindown. Evidence of asphalt binder separation or draindown at delivery will be cause for rejection.

403.13.5 Shoulder Substitution. When a [Sec 403](#) mixture is specified for traffic lanes, the same mixture may be used for the adjacent shoulder, subject to the density requirements in [Sec 403.5.2](#).

403.14 Spot Wedging and Leveling Course. The engineer will specify the locations and thickness of spot wedging and the thickness of leveling course to obtain the smoothest possible riding surface. This procedure may result in spot wedging operations over small areas with feather-edging at high points and ends of wedge areas. Rigid control of the placement thickness of the leveling course shall be required. Leveling course, consisting of a layer of asphaltic concrete of variable thickness used to superelevate curves and eliminate irregularities in the existing base, shall be spread uniformly to the specified profile grade and cross section. The mixture shall be uniformly spread and compacted, with only minor segregation as accepted by

the engineer. Type SP125 or finer mixtures, as applicable, shall be used for the spot wedging and for the leveling course. Mixtures used as spot wedging and leveling courses shall be accepted in accordance with [Sec 403.23.8.3](#).

403.15 Compaction. After the asphaltic mixture has been spread, struck off and surface irregularities adjusted, the asphaltic mixture shall be compacted thoroughly and uniformly by rolling to obtain the required compaction while the mixture is in a workable condition. Excessive rolling, to the extent of aggregate degradation, will not be permitted. Rollers shall not be used in the vibratory mode when the mixture temperature is below 225 F. When warm mix technology is used, as approved by the engineer, rollers shall not be used in the vibratory mode when the mixture temperature is below 200 F .

403.15.1 Rolling. Any displacement occurring as a result of starting, stopping or changing direction of a roller, or from other causes, shall be avoided. Excess liquid, to prevent adhesion of the mixture to the rollers, will not be permitted. Diesel fuel, fuel oil or other detrimental products shall not be used as wetting agents. Along forms, curbs, headers, walls, and other places not accessible to the roller, the mixture shall be thoroughly compacted with hot hand tampers, smoothing irons or with mechanical tampers.

403.15.2 Defective Mixture. Any mixture that becomes loose and broken, mixed with dirt or is in any way defective shall be removed and replaced with fresh, hot mixture, which shall be compacted to conform with the surrounding area. Any area showing an excess or deficiency of asphalt binder shall be removed and replaced.

403.15.3 Non-Traffic Areas. [Sec 403](#) mixtures used for surfacing medians and similar areas, shoulders adjacent to rigid or flexible pavement and shoulders adjacent to resurfaced pavement shall be compacted to the specified densities for the mixture. Once an established rolling pattern has been demonstrated to provide the required density for shoulders, at the engineer's discretion, the pattern may be used in lieu of density tests provided no changes in the material, typical location or temperatures are made. Regardless of the method, density will still be required and subject to testing as deemed necessary by the engineer. In lieu of roller and density requirements, temporary bypasses to be maintained at the expense of the contractor shall be thoroughly compacted. The rolling shall be performed at proper time intervals and shall be continued until there is no visible evidence of further consolidation.

403.15.4 Density Measurement. Measurements for determining the in-place density of the mixture shall be taken no later than the day following placement. Measurements not obtained within the prescribed time limits shall be subject to the requirements of [Sec 403.22](#).

403.15.4.1 Density Cores. If a core is taken, material from underlying layers that remain adhered to the core shall be removed in a manner that does not harm the integrity of the specimen. If the contractor elects to place a lift of mixture greater than six times the nominal maximum aggregate size, cores shall be cut in half and the density of each half determined separately.

403.15.4.2 Nuclear/Alternative Methods. In-place asphalt density may be obtained by nuclear or alternative methods in accordance with MoDOT TM-41. The nuclear/alternative calibration locations shall be conducted within a trial section in accordance with [Sec 405.4.8](#).

403.15.5 Intelligent Compaction. Intelligent Compaction requirements in accordance with Section 405 shall not apply unless required by job special provision. Intelligent compaction shall be conducted on the traveled way to monitor the optimum roller passes at a mean temperature

above 180 F in accordance with Sec 405. Passing Segments shall have a minimum of 85% coverage at or above the optimum number of passes. Segments with between 85% and 70% coverage will be called moderate segments. Any segment with less than 70% coverage at the optimum number of passes shall be a Deficient Segment. If 70% of the target IC-MV is not obtained, the segment shall be flagged accordingly in the Veta project file. All segments with a mean temperature of less than 180 F at the optimum pass shall be considered deficient.

403.15.6 Surface Smoothness. The finish of the pavement surface shall be substantially free from waves or irregularities and shall be true to the established crown and grade. The pavement surface shall be thoroughly tested for smoothness by profiling or straight edging in accordance with [Sec 610](#).

403.16 Joints. Transverse joints shall be formed by any method that will produce a dense, vertical section for use when laying is resumed. When a transverse vertical edge is to be left and opened to traffic, a temporary depth transition shall be built as approved by the engineer. The joint formed when the fresh mixture is placed shall be dense, well sealed, and the grade, line and surface texture of the succeeding surface shall conform to that of the joined surface. If directed by the engineer, the transverse joint shall be painted with a light coating of liquid asphalt. Hand manipulation of the mixture shall be minimized to avoid unsightly surface texture.

403.16.1 Joint Composition. Longitudinal joints shall be formed by the use of an edging plate fixed on both sides of the finishing machine. Care shall be taken to obtain a well bonded and sealed longitudinal joint by placing the hot mixture in a manner ensuring maximum compaction at this point. If directed by the engineer for properly sealing the longitudinal joint, a light coating of bituminous material shall be applied to the exposed edge before the joint is made. Each side of the joint shall be flush and along true lines.

403.16.2 Joint Offset. The longitudinal joint in any layer shall offset that in the layer immediately below by a minimum of 6 inches; except, the joints in the completed surfacing shall be at the lane lines of the traveled way or other required placement width outside the travel lane. The placement width shall be adjusted such that pavement marking shall not fall on a longitudinal joint.

403.17 Quality Control.

403.17.1 Quality Control Operations. The contractor shall maintain equipment and qualified personnel to perform all QC field inspection, sampling and testing as required by this specification. All contractor personnel included in the QC operation shall be qualified by the MoDOT Technician Certification Program. Under no circumstances will unqualified personnel be allowed to perform QC sampling or testing. Personnel will be disqualified if acceptable methods and procedures are not followed.

403.17.1.1 Asphalt Test Results. The contractor shall record all test results and furnish a copy, including all raw data, to the engineer no later than the beginning of the day following the test. The contractor shall maintain all test results in an organized format and shall be available to the QA inspector at all times. Scale readings and other measurements not directly recorded by electronic media shall be recorded in an organized format. Printouts from gyratory compactors and asphalt content devices shall be retained as part of the testing records.

403.17.2 Bituminous Quality Control Plan. Prior to approval of the trial mix design by the engineer, the contractor shall submit a QC Plan to Construction and Materials for approval. The QC Plan shall include:

- (a) The contractor representative in charge of QC and the project level representative if different from the contractor representative. Contact information should be recorded for these individuals.
- (b) Lot and subplot sizes and how they will be designated.
- (c) Performance testing, volumetrics, and asphalt content sampling, fabrication, and testing plan.
- (d) The test method for determining asphalt content and density determination. If cores are to be cut, the number of cores shall be specified.
- (e) Intelligent Compaction (if included in contract) and Paver Mounted Thermal Profiler base station and cellular reception plan.
- (f) A proposed independent third party name, contact, address, and phone number for dispute resolution.

403.17.2.1 Third Party. The third party shall be independent of the contractor, MoDOT consultants and all project subcontractors or suppliers on each specific project. All testing of material for dispute resolution shall be performed by an approved laboratory. Approved laboratories shall be AASHTO Accreditation Program certified in the areas of the material being tested.

403.17.2.2 Plant Calibration. Plant calibration shall be performed by the contractor in accordance with [Sec 404](#), and records shall be made available to the engineer.

403.17.2.3 Retained Samples. All samples taken by the contractor, including but not limited to tested aggregate, volumetric and density samples, shall be retained for the engineer until the contractor's and engineer's tests are complete and accepted unless otherwise instructed. This includes CT_{Index} and RT_{Index} results. These samples shall be maintained in clean covered containers, without contamination, readily accessible to the engineer. The retained sample's identification shall consist of, but is not limited to:

- (a) Time and date sampled.
- (b) Product specification number.
- (c) Type of sample, i.e. belt, bin, stockpile.
- (d) Lot and subplot designation.
- (e) Sampler/Tester.
- (f) Project Job Number.

403.17.2.3.1 Retained Loose Mix Material. All loose mix samples for determination of volumetrics, performance tests, asphalt binder content and TSR shall be taken from the plant at random as designated by the engineer. Loose mix material shall be taken, identified, and retained for the engineer.

403.17.2.4 Performance Test Specimens and Loose Mix Sample. All loose mix samples for determination of performance tests, volumetrics, asphalt binder content and TSR shall be taken at the plant at random intervals as designated by the engineer. All QC/QA loose mix samples shall be taken by the contractor. Non-TSR performance test specimens shall be fabricated by the contractor. The engineer shall be present when taking loose mix samples and fabricating specimens for QA testing. Companion samples shall be identified and retained for the engineer.

403.17.3 Quality Control Laboratory. All QC mixture testing shall be performed in an approved laboratory.

403.17.3.1 Calibration Schedule. The contractor shall calibrate or verify all significant test equipment associated with tests covered in this specification. Intervals as set by the contractor shall not exceed the following limits:

Equipment - Test Method (AASHTO)	Requirement	Interval (Month)
Performance Testing Load Frames – R 18	Calibrate	12
Hamburg Wheel Track Test - R 18	Calibrate	12
Gyratory Compactor - T 312	Calibrate – 1.16 ± .02° internal angle	12 ^a
Gyratory Compactor - T 312	Verify	1 ^c
Gyratory Molds - T 312	Check Critical Dimensions	12
Thermometers - T 209, T 166, T 312	Calibrate	12
Vacuum System - T 209	Check Pressure	12
Pycnometer (Flask) - T 209	Calibrate	Daily
Binder Ignition Oven - T 308	Verify	12 ^b
Nuclear Content Gauge – T 287 or MoDOT TM 54	Drift & Stability – Manuf. Recommendation	1
Mechanical Shakers - T 27	Check Sieving Thoroughness	12
Sieves	Check Physical Condition	6
Weighted Foot Assembly - T 176	Check Weight	12
Mechanical Shaker - T 176	Check Rate & Length of Throw	12
Liquid Limit Device - T 89	Check Wear & Critical Dimensions	12
Grooving Tool - T 89	Check Critical Dimensions	12
Ovens	Verify Temp. Settings	12
Balances	Verify	12 ^b
Timers	Check Accuracy	12

^aCalibrate and/or verify after each move.

^bVerify after each move.

^cIncludes ram pressure, LVDT, frequency of gyration, and external angle.

403.17.3.1.1 Inventory. An inventory of all major sampling, testing, calibration, and verification equipment, including the serial number or other identifying number shall be maintained.

403.17.3.1.2 Calibration Records. Calibration and verification records shall include but are not limited to:

- (a) Detailed results of the work performed (dimensions, mass, force, temperature, etc.)
- (b) Description of the equipment calibrated including identifying number.

- (c) Date the work was performed.
- (d) Identification of the individual performing the work.
- (e) Identification of the calibration or verification procedure used.
- (f) The previous calibration or verification date and next due date.
- (g) Identification of any in-house calibration or verification device used (including identification to establish traceability of items such as standard masses, proving rings, standard thermometers, balances, etc.).

403.17.3.2 Record Retention. Test records shall be maintained to permit verification of any test report. Records pertaining to testing, equipment calibration and verification, test reports, internal quality systems review, proficiency sample testing, test technician training and evaluation and personnel shall be retained in a secure location for a minimum of three years.

403.17.3.3 Test Method Availability. A current copy of all test methods and procedures shall be maintained in the QC laboratory at all times for reference by the technicians. Examples of report formats and procedures may be found in AASHTO R 18.

403.18 Quality Assurance. All QA field inspection, sampling and testing will be performed by a qualified MoDOT technician. The QA inspector shall have free access to any and all testing equipment used by the mixture producer and any workbooks, records or control charts maintained by the mixture producer for the QC process. The QA inspector shall also have sufficient access to the plant grounds to assure compliance with the approved QC Plan.

403.18.1 Assurance Testing. At the plant, the contractor shall sample, condition, fabricate, and provide the CT_{Index} and RT_{Index} test specimens and provide loose mix material for all QA testing at the provided random tonnage in the presence of the engineer. The engineer will independently test the specimens and/or mixture at the frequency listed in Sec 403.19.3. The independent samples shall be of sufficient size to retain half for possible disputes.

The engineer's test results, including all raw data, will be made available to the contractor when completed and no later than the next working day.

403.18.2 Core Chain of Custody. QA density cores shall be sealed in approved tamper-evident containers immediately after extraction in the presence of the engineer.

403.18.3 Federal Highway Administration Requirements. Performance and acceptance of QC/QA testing under these specifications shall not eliminate any FHWA requirements for acceptance of the material.

403.19 Acceptance of Material. Acceptance of bituminous mixture will be based on lots. With the exception of density, asphalt material will be sampled at the asphalt plant in lots or sublots on a random basis through the use of a random number system and evaluated using a Quality Level Analysis (QLA). A QLA will determine payment based on a combination of the total PWL (PWL_t) determined for each pay factor item for each lot of material produced.

403.19.1 Random Numbers. The engineer will generate random numbers. Random numbers will be based upon tonnage.

403.19.2 A lot shall consist of a maximum of 6,000 tons. The maximum subplot size shall be 1500 tons and each lot shall contain no less than 4 sublots. Sublots from incomplete lots shall be combined with the previous complete lot for determination of pay factors. When no previous lot exists, the mixture shall be treated in accordance with Sec 403.23.8.1. A new lot shall begin when the asphalt content of a mixture is adjusted in accordance with Sec 403.11 or if there is an asphalt binder grade change or an additive source change.

403.19.3 Test and Pay Factor Items. As a minimum, the contractor and engineer shall test in accordance with the following table. The number of random tests per subplot may be increased per the contractor’s QC plan. The QC plan shall state the test and testing frequency. All random tests shall be used in the pay factor determination. Where multiple test methods are allowed, the contractor shall designate the test method to be used in the QC Plan. Final payment will be based on the indicated pay factor items.

Tested Property	Test Method	Contractor Frequency	Engineer Frequency
Pay Factors			
Mat Density (% of theoretical maximum density) ^(a)	MoDOT TM 41, AASHTO T 166 or AASHTO T 331	1 Sample / Sublot	1 Sample / Lot
Asphalt content	AASHTO T 164, or MoDOT Test Method TM-54, or AASHTO T 287, or AASHTO T 308	1 / Sublot	1 / Lot
V _a , N _{des}	AASHTO T 312 and R 35	1 / Sublot	1 / Lot
CT _{Index}	ASTM D 8225	1 / 3000 tons	1 / 12,000 tons
Pay Factor Adjustments			
Unconfined Longitudinal Joint Density ^(a)	MoDOT TM 41, AASHTO T 166 or AASHTO T 331	1 Sample / Sublot	1 Sample / Lot
Intelligent Compaction	Sec 405	Continuous	10% of travelway of one roller
RT _{Index}	ASTM D 8360	1 / 3000 tons	1 / 12000 tons
Tensile Strength and TSR	AASHTO T 283	1 / 12000 tons (maximum)	1 / Project
Temperatures			
Mix Temperature at Plant	----	1 / Sublot	1 / Day
Temperature of Base and Air	----	As Needed	As Needed

(a) Core samples shall consist of one core. Up to two additional cores, as stated in the QC Plan, may be obtained at the same offset within one foot of the randomly selected location. If more than one core is obtained, all cores shall be combined into one sample.

403.19.3.1 Test Method Modification.

403.19.3.1.1 Binder Ignition Modification. Asphalt content determination in accordance with AASHTO T 308, Section 6.9.1 shall be modified by adding the following: If the calibration factor exceeds 1.0 percent, lower the test temperature to 800 ± 8 F and repeat test. Use the calibration factor obtained at 800 F even if it exceeds 1.0 percent. If RAP is used, the binder ignition oven

shall be calibrated in accordance with MoDOT Test Method TM 77. At the engineer's discretion, testing may be waived when production does not exceed 200 tons per day. The contractor shall certify the proper proportions of a previously proven mixture were used.

403.19.3.1.2 Rice Test. When the water absorption of any aggregate fraction is greater than 2.0 percent, the test method for determining theoretical maximum specific gravity, AASHTO T 209, shall be modified as follows: After completing the procedure in accordance with Section 9.5.1 or 9.5.2, drain water from the sample. To prevent loss of fine particles, decant the water through a paper towel held over the top of the container. Spread the sample before an electric fan to remove surface moisture. Weigh at 15-minute intervals, and when the loss in mass is less than 0.05 percent for this interval, the sample may be considered to be surface dry. This procedure requires about 2 hours and shall be accompanied by intermittent stirring of the sample. Break conglomerations of mixture by hand. Take care to prevent loss of particles of mixture. Calculate the specific gravity of the sample by substituting the final surface-dry mass for A in denominator of Equations 2 or 3.

403.19.3.1.3 Mixture Bulk Specific Gravity. Determining bulk specific gravity using paraffin-coated specimens, AASHTO T 275, shall not be used when required by AASHTO T 166. Alternate methods are AASHTO T 331 and ASTM D1188. The surface of specimens prepared for testing by these methods may have the surface texture removed by sawing a minimal amount. Specimens shall be securely held in a jig or other clamping device to eliminate distortion and retain a face parallel to the original surface. Measurements for lift thickness shall be made prior to sawing.

403.19.3.1.4 QC and QA Mix Sampling and Preparation. All loose mix shall be sampled at the plant by the contractor during production in accordance with AASHTO R 97 and split to the appropriate size in accordance with AASHTO R 47. After QC has been notified of the random sample, the first truck shall be sampled as directed by the engineer. If the random number for multiple tests overlap, the contractor shall complete the first testing requirements and then immediately proceed with the second testing requirements. The contractor shall wait 30 minutes after sampling loose mix before fabricating specimens for CT_{Index} and RT_{Index} testing. Loose mix temperatures shall not drop below the molding temperature. The 30 minutes shall start when all the material for the loose mix sample has been obtained and the time this occurs shall be recorded. All specimens shall be fabricated as soon as possible after the 30 minute delay. QC and QA samples shall be taken and fabricated by the contractor at separate random times.

The following table details the minimum number of specimens required for QC or QA testing:

Test Method	Minimum Number of Specimens	Molded Specimen Height (mm)
Required Fabrication for CT_{Index} and RT_{Index} QC Frequency: 1 Set per 3000 tons QA Frequency 1 Set per 12000 tons		
Cracking Tolerance Index (CT _{Index})	5 Compacted Specimens	62 ^(b)
Rutting Tolerance Index (RT _{Index})	3 Compated Specimens	62 ^(b)
Retained Loose Mix ^(a) (QA sample only)	125 lbs	N/A
Required Fabrication for Volumetrics and % Asphalt Content QC Frequency: 1 Set per subplot QA Frequency 1 Set per Lot		
% Asphalt Content	1 Sample	N/A
Theo. Max SG of mixture, Gmm	1 Sample	N/A
% Air Voids	2 Compacted Specimens	N _{Design}
Retained Loose Mix ^(c)	30 lbs	N/A
Required Sampling for TSR QC Frequency: 1 Sample per 12,000 tons QA Frequency: 1 Sample per Project		
Tensile Strength Ratio (TSR)	250 lbs	N/A

- (a) Retained loose mix for Hamburg verification of mixture not meeting minimum RT_{Index} thresholds
- (b) 95 mm specimen height for SP250 mixes
- (c) Retain at least 30 pounds of loose mix material for dispute resolution.

The CT_{Index} test shall be based upon five compacted specimens tested, discard the single highest and lowest values, and average the three remaining values.

The RT_{Index} test shall be based upon the average of three compacted specimens.

Volumetric testing shall be based upon the average of two compacted specimens.

403.19.3.1.5 Molding Performance Samples. The specimens shall be compacted to an air void content of 7.0 +/- 0.5% or 6.0 ± 0.5% for SMA mixtures. The compacted test specimens shall be allowed to cool to 77 +/- 5° F prior to determining the air void content.

403.19.3.1.6 Records. Compaction temperature, times in and out of the oven, gyratory specimen weights and times, and sample identification shall be recorded.

403.20 Miscellaneous Applications.

403.20.1 Small Quantities. Small quantities are less than 6000 tons for the pay item quantities of each separate mixture and the following shall apply:

(a) A field laboratory will not be required for monitoring mixtures. All required QC and QA testing shall be performed in an approved laboratory.

(b) No Performance Testing is required and acceptance shall be in accordance with Sec 403.23.8.1. Density, % AC, and % Air Voids shall be performed at a frequency of no less than one per day if production does not exceed 1000 tons and at a frequency of no less than two per day if production exceeds 1000 tons. Independent or retained sample QA tests shall be performed at least once per project, as indicated.

403.20.2 Base Widening and Entrances. For base widening mixture and entrance work, the following will apply:

(a) All base widening shall be constructed in accordance with [Sec 401.7](#) and subsections.

(b) The minimum density of these mixtures shall be attained as specified herein, except, compaction may be performed in accordance with [Sec 403.15.3](#).

403.20.3 Dispute Resolution. When there are significant discrepancies between the engineer's and the contractor's test results, dispute resolution procedures will be used.

403.20.3.1 Cease Work. The contractor's operations may be required to cease until the dispute is resolved if the test results indicate the mixture is subject to failure.

403.20.3.2 Third Party Resolution. The first step in dispute resolution will be to identify differences in procedures and correcting inappropriate procedures before moving to third party resolution. If that does not resolve the dispute, either the contractor or the engineer may request the approved QC Plan third party involvement. The recommendations of the approved third party shall be binding on both the engineer and contractor.

403.20.3.3 Third Party Payment. The contractor shall be responsible for the cost associated with the third party testing and resolution if the final result indicates the engineer's test results were correct. Likewise the Commission will be responsible for the cost associated with the third party testing and resolution when the final result indicates the contractor's results were correct.

403.20.3.4 Other Adjustments. The contractor shall not be entitled to any additional payment for costs incurred due to use of the dispute resolution procedures such as, but not limited to, those for delay, cessation of operations, costs to subcontractors, etc. The engineer may give consideration to adjustment of working days if warranted.

403.20.3.5 Dispute with CT_{Index} and RT_{Index} Results. If QA and QC results for CT_{Index} or RT_{Index} do not compare favorably, the first step will be to identify differences in procedures, including specimen aging. If that does not resolve the dispute, the QA CT_{Index} result shall be averaged with the QC CT_{Index} result to determine pay. If RT_{Index} results are in dispute, QC shall fabricate specimens for Hamburg testing in the presence of the Engineer using the retained loose mix material. Retained loose mix material from the QC sample shall be used to fabricate specimens

unless otherwise directed by the Engineer. Specimens shall be sent to the Engineer for Hamburg testing to determine specification compliance.

403.21 General Requirements.

403.21.1 Sequence of Operations. To reduce inconvenience to the traveling public during widening or surfacing, the contractor will not be permitted to place any final surface course until the base widening, the leveling course and the binder course have been completed throughout the entire combination of sections, unless otherwise authorized by the engineer. The proper condition of the base widening, the leveling course, and the binder course, at the time of placing the surface course, shall be the contractor's responsibility.

403.21.2 Pavement Marking. If the contractor's work has obliterated the existing pavement marking on resurfacing projects open to through traffic, the pavement marking shall be replaced in accordance with [Sec 620](#).

403.21.3 Surfaced Approaches. At locations designated in the contract or as specified by the engineer, approaches shall be primed in accordance with [Sec 408](#) and surfaced with Type SP125 asphaltic concrete. The asphaltic concrete surface shall be placed in accordance with the details shown on the plans or as specified by the engineer. Approaches shall not be surfaced until after the surface course adjacent to the entrance is completed. Any work required to condition and prepare the subgrade on the approaches will be at the contractor's expense.

403.21.4 Filling Drain Basins. If shown on the plans, existing drain basins shall be filled to the top of the lip with plant mix bituminous base course or asphaltic concrete from the pavement edge to the edge of the shoulder. Any difficulty or delay created by this requirement will be at the contractor's expense.

403.21.5 Pavement Repairs (Blow-Ups). A blow-up will be considered that area where excessive expansion has resulted in distress to the existing pavement. Blow-ups occurring prior to the application of the tack coat on the existing surface will normally be repaired by the Commission. Blow-ups occurring after the application of the tack coat shall be repaired by the contractor by removing the distressed concrete and replacing the pavement in accordance with [Sec 613](#).

403.22 Method of Measurement.

403.22.1 Weight Determination. The weight of the mixture will be determined from the batch weights if a batch-type plant is used, and will be determined by weighing each truck load on scales in accordance with [Sec 310](#) if other types of plants are used. Measurement will be made to the nearest 0.1 ton for the total tonnage of material accepted.

403.22.2 Full Depth.

403.22.2.1 The final driving surface area, for the full depth of the pavement, will be used as the area for all underlying bituminous lifts and will not include the additional quantity needed to construct the 1:1 slope.

403.22.2.2 Final measurement of the completed pavement will not be made except for authorized changes during construction, or where appreciable errors are found in the contract quantity. Where required, measurement of the pavement complete in place will be made to the nearest 0.1

square yard. The revision or correction will be computed and added to or deducted from the contract quantity.

403.22.3 Alternate Overlay.

403.22.3.1 Field Established Quantity. When bid as an alternate to a Portland cement concrete overlay, the contractor shall establish the existing roadway profile and set the final overlay profile. The engineer may adjust the final profile as needed. The tons of hot mix asphalt required will be determined by the engineer from the set or adjusted profile. This quantity will be the field established plan quantity.

403.22.3.2 Overlay Measurement. Final measurement of the completed pavement will be based on the field established plan quantity except for authorized changes during construction. The revision or correction will be computed and added to or deducted from the contract quantity. Measurement of the pavement complete in place will be made to the nearest 0.1 ton.

403.22.4 Pavement Testing. The finished courses shall have the nominal thickness shown on the plans. Tests will be conducted to ensure that each course is being constructed to proper thickness, composition, and density. The contractor shall cut samples from any layer of the compacted mixture at locations designated by the engineer. QA samples shall be cut and delivered to the engineer no later than the end of the next day following the laydown operation. If the samples are not cut and delivered as stated, the asphaltic laydown operation may be suspended and a deduction of 5 percent per day of the contract unit price of the representative material may be applied, until samples are cut and delivered to the engineer. Samples may be obtained by either sawing or drilling 4-inch minimum diameter cores. Each sawed sample shall consist of a single piece of the pavement of the size designated by the engineer, but no larger than 12 inches square.

403.22.4.1 Pavement Thickness. Lift thickness may be determined by the average thickness of cores taken for density measurements for each lot. Total thickness samples for new full depth asphalt pavements shall be obtained after all bituminous construction is completed on the project and shall be taken at locations specified by the engineer. For the purpose of determining the constructed thickness of full depth pavement, cores shall be taken at random intervals in each traffic lane at the rate of one core per 1000 feet or increment thereof, or at any other locations as may be determined by the engineer and measured in accordance with AASHTO T 148. Sections of any asphaltic concrete determined to be 0.5 inches or more, less than the thickness shown on the plans, shall be corrected by the contractor. No payment will be made for any costs incurred by the contractor in correcting pavement deficient in thickness. Each core is representative of the pavement thickness for a distance extending one-half the distance to the next core, measured along centerline, or in the case of a beginning or ending core, the distance will extend to the end of the pavement.

403.22.4.2 Surface Restoration. The surface from which samples have been taken, including those for density measurements, shall be restored by the contractor with the mixture then being produced no later than the next day of plant operation, if construction is still active. If bituminous construction has been completed, the surface from which samples have been taken shall be restored within 48 hours with an approved commercial mixture or with cold patch mixtures acceptable to the engineer.

403.23 Basis of Payment.

403.23.1 Percent Within Limits. PWL will be based on the mean, standard deviation and quality index of each lot's test results. The upper PWL (PWL_u) and lower PWL (PWL_l) is determined from the table in [Sec 502.15.8](#). For Upper or Lower Quality Index values less than zero, the value in the Table shall be subtracted from 100. Total percent within limits, PWL_t , is: $PWL_t = (PWL_u + PWL_l) - 100$. For Density of SMA mixes the PWL_u shall be 100.

The mean is: $x_a = (\sum x_j)/n$

Where: x_a = Average of the individual values being considered

$\sum x_j$ = The summation of all the individual values being considered

n = The number of individual values under consideration

The Standard Deviation is: $s = (\sum(x_i - x_a)^2/(n - 1))^{1/2}$

The Upper Quality Index is: $Q_u = (USL - x_a)/s$

The Lower Quality Index is: $Q_l = (x_a - LSL)/s$

Where: Q_u = Upper Quality Index

Q_l = Lower Quality Index

USL = Pay Factor Item Upper Spec Limit

LSL = Pay Factor Item Lower Spec Limit

403.23.1.1 Quality Level Analysis. The engineer will make the QLA no more than 24 hours after receipt of the contractor's test results, by determining the PWL_t for each designated pay factor item.

403.23.1.1.1 Acceptance. The contractor's test results will be used when applicable to determine the PWL, provided the contractor's QC tests and the engineer's QA tests compare favorably, and provided the engineer's inspection and monitoring activities indicate the contractor is following the approved QC Plan.

403.23.1.1.2 Comparison. Favorable comparison will be obtained when the engineer's QA test results on a production sample are within two standard deviations or the comparison limit, whichever is greater, of the mean of the contractor's test results for that particular lot. Comparison limits for QC average results are as follows: air voids within ± 0.5 percent, asphalt content within ± 0.2 percent, and density within $\pm 1.3\%$. QA CT_{index} results shall be within ± 30 of the QC testing that falls nearest result for SuperPave and ± 60 for SMA. For the CT_{index} test, if all QC and QA are greater than 80 for SuperPave mixes and greater than 190 for SMA mixes, then results are considered comparable. QA RT_{index} results shall be within ± 15 percent of the QC testing that falls nearest. Further comparisons may be made by using F & t testing at a significance level of 1 percent as directed by the engineer.

403.23.1.1.3 Outliers. No test result shall be discarded, except individual test results on a lot basis may be checked for an outlier in accordance with the statistic T in ASTM E 178, at a significance level of 5 percent. If an outlier is found, material from the retained QA sample may be tested, in the presence of the engineer, to determine a replacement test value. The replacement test value shall be used in the PWL determination.

403.23.1.1.4 Roadway/Shoulder Lots. For the purpose of QLA, mixture placed on the traveled way and placed on the traveled way and shoulders integrally, shall be accounted for in a regular

lot/sublot routine. Mixture placed on shoulders only shall be accounted for in a shoulder lot/sublot routine.

403.23.1.1.5 Random Sampling. For the purpose of QLA, all mixture produced at the plant and placed on the roadway shall be subject to random testing. Mainline density measurements at the roadway shall not be taken within 6 inches of an unconfined longitudinal joint. Random samples taken in the same day may be separated by 200 tons.

403.23.2 Pay Factors. The total pay factor (PF_T) for each lot will be equal to the weighted sum of the pay factors (PF) for each pay factor item for each lot, and is determined as follows:

$$PF_T = + (0.5) PF_{\text{Density}} + (0.25) PF_{\text{Va}} + (0.25) PF_{\text{AC}}$$

The PF_T for each lot, on the shoulder or otherwise when the density pay factor is not directly included, will be equal to the weighted sum of the PF for each pay factor item for each lot, and will be determined as follows:

$$PF_T = (0.5) PF_{\text{Va}} + (0.5) PF_{\text{AC}}$$

The PF for each pay factor item for each lot will be based on the PWL_t of each pay factor item of each lot and will be determined as follows:

When PWL_t is greater than or equal to 90: $PF = 0.3 PWL_t + 73$;

When PWL_t is greater than or equal to 70 and PWL_t is less than 90: $PF = 0.5 PWL_t + 55$;

When PWL_t is less than 70: $PF = 2 PWL_t - 50$;

403.23.2.1 Density Pay Factor. The theoretical maximum specific gravity of the mixture, as determined for each subplot and the bulk specific gravity of no less than one core from each subplot, will be used to perform the QLA for the percent of theoretical maximum density. Thick cores required to be cut in half in accordance with [Sec 403.15.4](#) shall effectively double the number of sublots for cores. When density is not used as a pay factor, additional adjustment of the contract unit price will be based on the table in [Sec 403.23.8.1](#).

403.23.2.2 Asphalt Content Pay Factor. The QLA will be performed using the asphalt content test results from each lot.

403.23.2.3 Air Voids Pay Factor. Two gyratory specimens shall be compacted for each subplot and the average of the two specimens will be used to calculate the volumetrics of the subplot. The air voids shall be determined from the gyratory compacted specimens. The air voids for the QLA shall be those calculated using the average bulk specific gravity of the gyratory compacted specimens and the theoretical maximum specific gravity of the mixture determined for the subplot of material.

403.23.2.4 CT_{Index} and TSR Pay Factor. The contract unit price for each 3,000 tons or fraction thereof for all mixtures shall be adjusted based on the average CT_{Index} results for the tonnage according to the following table provided that acceptable RT_{Index} or Hamburg and TSR results are obtained. The lower adjusted contract unit price from the CT_{Index} and TSR results shall apply.

SuperPave Mixtures		
Cracking Tolerance Index (CT _{Index})	Tensile Strength Ratio (TSR) ^(a)	Percent of Contract Price
40 – 49	70 – 74 %	97%
50 – 99	75 – 84 %	100%
100 or Greater	85 % or Greater	103%
SMA Mixtures		
Cracking Tolerance Index (CT _{Index})	Tensile Strength Ratio (TSR) ^(a)	Percent of Contract Price
80 – 134	70 – 74 %	97%
135 – 239	75 – 84 %	100%
240 or Greater	85 % or Greater	103%

(a) If an approved liquid anti-strip is used, the TSR limit to receive full incentive is 80 %.

The QLA shall be performed using each Density, % Air Void, and % Asphalt Content result within the lot.

403.23.3 Removal of Material. All lots of material with a PF_T less than 50.0 shall be removed and replaced with acceptable material by the contractor.

Any subplot of material with a percent of theoretical maximum density of less than 90.5 percent or greater than 98.5 percent shall be removed and replaced with acceptable material by the contractor. For SMA mixtures, any subplot of material with a percent of theoretical maximum density of less than 92.0 percent shall be removed and replaced with acceptable material by the contractor.

Any material with a CT_{Index} less than 40 shall be removed and replaced with acceptable material by the contractor. For SMA mixtures, any material with a CT_{Index} less than 80 shall be removed and replaced with acceptable material by the contractor.

Any subplot of material with air voids in the compacted specimens less than 1.5 percent or tonnage of material not meeting the minimum RT_{Index} shall be evaluated with Hamburg testing and removed and replaced with acceptable material by the contractor if the rut depth is greater than 1/2-inch at the designated number of wheel passes.

Any material with TSR results below 70% or minimum conditioned tensile strength below 60 psi are considered unacceptable and will be subject to removal, production shall cease, the mixture reverified, and other payfactors incentives shall not be applied.

No additional payment will be made for such removal and replacement. The replaced material will be tested at the frequencies listed in [Sec 403.19](#). Pay for the material will be determined in accordance with the applicable portions of [Sec 403.23](#) based on the replacement material.

403.23.4 Pay Factor Adjustments. If any payment reductions are necessary, the lower adjusted contract unit price of the total payfactor (PF_T) and unconfined longitudinal joint density adjustment will apply. Intelligent Compaction (IC) adjustment (if required by contract) may affect PF_{Density}. Pay factor adjustments are as follows:

403.23.4.1 Unconfined Longitudinal Joint Density Adjustment. The minimum density of all traveled way pavement within 6 inches of a longitudinal joint, including the pavement on the traveled way side of the shoulder joint, shall not be less than 90.5 percent of the theoretical maximum specific gravity for SuperPave mixtures and above 92.0 percent of the theoretical maximum specific gravity for SMA mixtures. The density of the longitudinal joint when confined will be included in the evaluation of the remainder of the mat. Pay adjustments will be in accordance with the following table and will be applied to the corresponding tonnage represented by the core(s).

Pay adjustments due to longitudinal joint density will apply to the full width of the lane paved. The average of joint cores from each subplot will determine specification compliance. If payment reductions are necessary, the lowest PF_{Total} shall apply. Adjustments due to joint density will apply to the subplot from which the cores are obtained.

Longitudinal Joint Density	
Field Density (Percent of Laboratory Max. Theoretical Specific Gravity)	Percent of Contract Unit Price
SuperPave Mixtures	
≥ 90.5	PF _{Total} not changed by longitudinal joint density
89.5 – 90.4	Maximum PF _{Total} = 100%; Correction Required ^(a)
< 89.5	Remove and Replace
SMA Mixtures	
≥ 92.0	PF _{Total} not changed by longitudinal joint density
90.0 – 91.9	Maximum PF _{Total} = 100%; Correction Required ^(a)
< 90.0	Remove and Replace

(a) Correction requires spraying rapid penetrating emulsion on deficient density areas in accordance with JSP2303. All costs associated with correction shall be at the contractor's expense with no additional payment.

403.23.4.2 Intelligent Compaction Adjustment. When Intelligent Compaction is included as a pay item in the contract, sublots shall have a minimum of 85 % roller coverage and a mean temperature above 180 °F at the optimum number of roller passes of the traveled way. Pay adjustments will be in accordance with the following table and will be applied to the corresponding subplot that falls within the corresponding IC segment:

Intelligent Compaction	
Percent Roller Coverage at Optimum Pass Count	Percent of Contract Unit Price
≥ 85 %	Payment adjustment due to intelligent compaction does not apply
< 85	Verify core density in accordance with Sec 405

If roller coverage is less than 85%, the lower adjusted contract unit price of the PWL or unconfined joint density adjustment will apply. Adjustments due to roller coverage will apply to the corresponding sublots. The roller coverage per subplot shall be the average roller coverage for the days the subplot was paved weighted by the tons paved per day.

Any subplot with roller coverage less than 70 percent shall be subject to the core density verification as directed by the engineer. Pay adjustments shall be in accordance with Sec 405.

403.23.4.3 Smoothness Adjustment. The contract unit price for all mixes, except wedge or level course, will be adjusted in accordance with [Sec 610.5](#). The contract unit prices for asphaltic concrete pavement will be considered full compensation for all materials entering into the construction of the pavement and for the cost of the smoothness testing and correction.

403.23.4.4 Paver Mounted Thermal Profiler. The contract unit price for all mixes, except wedge or level course, will be adjusted in accordance with Sec 406. The contract unit prices for asphaltic concrete pavement will be considered full compensation for all materials entering into the construction of the pavement and for the cost of the PMTP testing and correction.

403.23.4.5 Intelligent Compaction. If Intelligent compaction is not included as a pay item in the contract, then all specification requirements and pay adjustments pertaining to Intelligent Compaction will not apply. If pay items for Intelligent Compaction are included in the contract, then all specification requirements and pay adjustments pertaining to Intelligent Compaction shall apply.

403.23.5 Aggregate Variation. Due to possible variations in the specific gravity of the aggregates, the tonnage of mixture used may vary from the proposal quantities. No adjustment in contract unit price will be made because of such variation.

403.23.6 Compacted Samples. Payment for obtaining and delivering samples of compacted mixture from the pavement and replacing the surface will be made per sample at the fixed price specified in [Sec 109](#). No direct payment will be made for samples taken for QC and QA testing.

403.23.7 Payment for Pavement Repairs (Blow-ups). Payment for repairing blow-ups will be made in accordance with [Sec 104](#).

403.23.8 Miscellaneous Applications.

403.23.8.1 Small Quantities. Small quantities are defined in [Sec 403.20.1](#). Unless the contractor has elected to use the normal evaluation in the Bituminous QC Plan for small quantities, the following shall apply for each separate mixture qualifying as a small quantity

(a) QLA and PWL shall not apply.

(b) Mixtures shall be within the specified limits for % Air Voids, % AC, and density. In addition to any adjustments in pay due to profile, the contract unit price for the mixture represented by each set of cores will be adjusted based on actual field density above or below the specified density using the following schedule:

Field Density (Percent of Laboratory Max. Theoretical Density)	Pay Factor (Percent of Contract Unit Price)
For all SP mixtures other than SMA:	
92.5 to 98.0 inclusive	100
90.5 to 92.4 inclusive	Correction ^(a)
Above 98.0 or Below 90.5	Remove and Replace
For SMA mixtures:	
>94.0	100
92.0 to 93.9 inclusive	Correction ^(a)
Above 98.0 or Below 92.0	Remove and Replace

(a) Correction requires spraying rapid penetrating emulsion on deficient density areas in accordance with JSP2303. All costs associated with correction shall be at the contractor's expense with no additional payment.

403.23.8.2 Base Widening and Entrances. For base widening mixtures and entrance work, QLA and PWL will not be required. Payment for these mixtures will be made at 100 percent of contract unit price for material that otherwise meets the specifications.

403.23.8.3 Single Lift on Unmilled Surface or Leveling Course Work. For resurfacing projects specifying a single lift on an unrolled surface, surface mixture of 3,000 tons or more, or for leveling course work, the following shall apply to the traveled way mixture. All bituminous mixture QC/QA requirements shall apply, except the density pay factor designated in [Sec 403.23.2](#) will not be directly included in the total pay factor. In lieu of that, one density sample shall be taken per subplot and the pay adjustment for density will be made using the table in [Sec 403.23.8.1](#).

3.0 *Insert Sec 406 Paver-Mounted Thermal Profiles:*

406 Paver-Mounted Thermal Profiles

406.1 Description. This work shall consist of continuous thermal profiling of the asphalt mat temperature behind the trailing edge of the paver screed plate during placement operations using a Paver-Mounted Thermal Profile System (PMTPS). This work shall be completed in accordance with the general principles set forth in AASHTO R 110 "Standard Practice for Continuous Thermal Profile of Asphalt Mixture Construction", and specifically as stated in the following sections.

406.2 Required Measurements. PMTPS measurements are required on the full width of paving of each asphalt lift. Collection of data shall include shoulder pavement when placed simultaneously with the mainline. The shoulder paving data will be filtered out using Veta during data processing. PMTPS data collection is not required in the following exceptions:

- (1) PMTPS measurements are not required on auxiliary lane tapers, ramps, shoulders (not paved simultaneously with mainline), cross-overs, non-continuous turn lanes, loops, bypass lanes, acceleration/deceleration lanes, intersecting streets, roundabouts, and partial lane width widenings.
- (2) PMTPS measurements are not required for a total net paving length less than 2 lane miles.
- (3) PMTPS measurements are not required on asphalt lift thicknesses less than 1-inch.

406.3 Equipment Requirements. The PMTPS shall consist of the following components listed.

- (1) Temperature sensor to continuously monitor surface temperature of mat.
 - a. Longitudinal and lateral surface temperature readings shall be collected at 12-inch or less intervals at all paving speeds with an X-Y accuracy of plus or minus 1-inch.
 - b. Surface temperatures shall be collected for the full width paved in one pass (including any shoulders paved simultaneously with mainline).
 - c. Surface temperature sensors(s) shall have a temperature range of at least 140 °F to 480 °F. Sensory accuracy shall be plus or minus 3.6 °F, or plus or minus 2.0 percent of sensor reading, whichever is greater.
- (2) Global Navigation Satellite System (GNSS) receiver to capture coordinates of the surface temperature readings. GNSS accuracy shall be plus or minus 2 inches or less in X and Y directions when intelligent compaction is being used. A base station shall be required at any locations having poor cellular reception to obtain required accuracy. When intelligent compaction is not being used GNSS accuracy shall be plus or minus 4 ft or less in the X and Y directions and ground distance sensor shall be within plus or minus 1/1000 ft.
- (3) Onboard data acquisition with a minimum of the following capabilities:
 - a. Displays (in real-time) map of the surface temperature readings.
 - b. Displays total distance, paver speed and location.
 - c. Reports surface temperature readings and GNSS status.
 - d. Provides real-time statistical summaries of surface temperature readings.
 - e. Allows operator to define data lot currently being placed per AASHTO PP 114.
 - f. Stores data internally until data transfer.
 - g. Automatically transfers data to cloud storage or other approved methods.

406.3.1 System Setup on Pavers. Pavers shall be instrumented with the PMTP system for the full paving width and shall collect measurements no less than 3-feet and no greater than 12-feet from the trailing edge of the screed plate. Other objects shall not obstruct surface temperature measurements and GNSS accuracy.

406.4 Construction Requirements.

406.4.1 Temperature Verification. Temperature verification shall follow AASHTO R110-22, Section 6 Calibration. A record of each verification shall be submitted to the SharePoint prior to the start of the project.

406.4.2 Data Management. PMTP data files shall be compatible with the Veta software. The contractor shall supply the engineer with the manufacturer's PMTPS Computer Software 14 days

prior to beginning work and until ninety days after completion of all work. If Cloud Storage or Cloud Computing is used, the engineer shall be supplied one user ID with full access for the same time-period specified. If cloud storage is not used Raw PMTP data files shall be downloaded once per day and uploaded to the appropriate MoDOT IC-PMTP SharePoint site before the start of the next day's production. The following data management requirements shall apply:

- (1) The PMTP data files should be directly transferred from cloud storage to Veta. Other methods shall be approved by the engineer.
- (2) The PMTP Veta files shall be appropriately formatted and filtered in accordance with MoDOT IC-PMTP protocol.
- (3) Date and time stamp of PMTP shall be checked and verified to reflect the local time zone for both mapped and exported data.

406.4.3 Quality Control. The following shall apply to the Contractor's Quality Control for PMTP.

- (1) The contractor shall have a properly trained person listed in the QC Plan that has completed a Veta training course within the last 2 years to perform the PMTP data collection and file management for the project.
- (2) The PMTP system shall have a documented annual calibration before beginning construction.
- (3) For each run, the thermal profile shall be divided into 150-foot sublots at the full paving width and partial data sublots as follows:
 - (a) Combine partial data sublots less than 75-feet with the previous data subplot.
 - (b) Treat partial sublots greater than 75-feet as one data subplot.
 - (c) Sublots shall not extend over multiple days, different lifts, or paving directions.
- (4) Veta files shall be completed and uploaded with the appropriate naming convention in accordance with MoDOT IC-PMTPS Protocol. Appropriate naming convention can be found in the IC-PMTP Document Helper located in the [Intelligent Compaction SharePoint site](#). The completed Veta files shall have the appropriate filters applied with the summary data transferred to the Summary Report. An up-to-date Summary Report shall be provided to the engineer two days prior to the 1st and 15th of each month.
- (5) **PMTP Quality Control Plan.** A pre-activity meeting shall be required prior to mainline paving. The PMTP Quality Control Plan shall be submitted to the engineer at least 2 weeks prior to the mainline paving pre-activity meeting. The plan at minimum shall include the following:
 - (a) A list of personnel previously trained
 - (b) Detailed daily verification procedure for checking the RTK-GNSS of PMTP
 - (c) Procedure for downloading PMTP data from the instrument
 - (c) The procedure for training operators or other project staff

- (e) Detailed daily verification procedure for checking the temperature sensor on the PMTP
- (f) The name of the designated PMTP Quality Control Technician
- (g) Procedure for submitting data
- (h) Contact information for technical support staff
- (i) Anticipated cellular service and GNSS coverage throughout entire project
- (j) A list of the control points with either UTM or State Plane Coordinates established by the contractor if a base station is required.

406.4.4 Quality Assurance (QA) Testing. The Engineer will use a Forward Looking InfraRed (FLIR) camera to verify the contractor’s PMTP system. QA tests shall be taken at random locations twice per day. The contractor shall assist the engineer with the placement of the event marker.

The QA tests using the FLIR data QA tool shall compare favorably, according to the instructions found in the IC-PMTP Document Helper located in the [Intelligent Compaction SharePoint site](#). If results do not compare favorably, the contractor’s PMTPS shall be verified by the manufacturer. In the case that the PMTPS is required to be sent off to the manufacturer and the contractor is not able to provide a replacement, the contractor will be allowed to continue paving with the verification by the engineer using a FLIR camera for acceptance only.

406.4.5 Thermal Segregation. Thermal segregation will be calculated by using the Differential Range Statistics (DRS) under the parameters of AASHTO R110 in each 150-foot subplot.

The Veta analysis with the appropriate filters applied shall exclude the following surface temperature readings from each subplot:

- (1) Surface temperature readings less than 180°F.
- (2) Surface temperature readings within 2 ft. prior to and 8 ft. after paver stops that are greater than 1 minute in length.

The thermal segregation categories are based on the Differential Range Statistics (DRS), as shown in the table below.

Differential Range Statistics (DRS)	Thermal Segregation Category
DRS ≤ 25.0°F	Low
25°F < DRS ≤ 35°F	Moderate
35°F < DRS ≤ 50°F	Moderate-High
DRS ≥ 50°F	Severe

406.4.6.1 Incentive/Disincentive. Incentive/disincentive adjustments shall be made for each subplot in accordance with the following:

Thermal Segregation Category	Adjustment per 150 ft. Sublot
Low	\$40 Incentive
Moderate	\$40 to \$0 Incentive (Linear)
Moderate-High	\$0 to -\$40 Disincentive (Linear)
Severe	-\$40 Disincentive and Reviewed by Engineer

406.5 Loss of Data. If data collection ceases as a result of circumstances reasonably beyond the control of the contractor, the contractor will be allowed to continue the days paving, but the paved sublots will not be eligible for 406 PMTP Incentive. The engineer must be notified immediately of the issue and shall determine if the contractor has made a reasonable effort to resolve the issue. A meeting with the engineer shall be held to determine how to proceed if the issue is expected to extend into the next day's paving. Failure to notify the engineer of the issue at hand will result in the paved sublots to receive a minus \$40 deduct.

406.5.1 GNSS Obstructions. A base station shall be used at any locations having poor cellular reception. Isolated areas influenced by a GNSS obstruction may be excluded from DRS computation provided that the following conditions are satisfied:

- (1) The position data is present
- (2) The GNSS Reception Mode as recorded by the onsite equipment indicates that an obstruction is present
- (3) The location is properly flagged in the Veta project file and the location is identified in the bi-weekly report
- (4) The total of these areas is no more than 5% of any single day's production.

406.5.2 QA Acceptance. When PMTP data is not available, paved sublots will be accepted by verification using the FLIR camera. Temperature differentials greater than 50°F are subject to removal.

406.6 Basis of Payment. No direct payment will be made for compliance with this provision.

P. Truck Mounted Attenuator (TMA) for Stationary Activities JSP-23-04

1.0 Description. Provide and maintain Truck Mounted Attenuators (TMA) in accordance with Sec 612 and as specified herein.

2.0 Construction Requirements. Truck Mounted Attenuators (TMA) shall be used for the work activities indicated in the plans or specified herein.

2.1 Paving Operations. TMAs are to be used for all paving operations within the project limits. Specific locations are listed below.

- (a) Locations where flagger operations are required to close a lane for coldmilling or paving operations.
- (b) Locations where single lane closures are required for coldmilling or paving operations.

2.2 Pavement Marking. TMAs are to be used for all pavement marking operations within the project limits. Specific locations are listed below.

- (a) Locations where pavement markings are actively being placed.

2.2.1 No direct payment will be made for TMA's required on mobile operations.

3.0 Method of Measurement. No measurement will be made for Truck Mounted Attenuators (TMA).

4.0 Basis of Payment. Delete Sec 612.5.1 and substitute with the following:

612.5.1 No payment will be made for truck mounted attenuators (TMAs) used in mobile operations or for any TMAs designated as optional.

612.5.1.1 Payment for TMAs required for stationary work activities will be paid for at the contract unit bid price for Item 612-30.01, Truck Mounted Attenuator (TMA), per lump sum. The lump sum payment includes all work activities that require a TMA, regardless of the number of deployments, relocations, or length of time utilized. No payment will be made for repair or replacement of damaged TMAs.

Q. DBE Prompt Payment Reporting JSP-24-05B

1.0 Description.

1.1 This provision will only apply to contracts that have a Disadvantaged Business Enterprise (DBE) goal greater than 0% and have at least one DBE subcontractor.

1.2 MoDOT monitors the payments made by prime contractors and subcontractors to DBEs for compliance with DBE payment monitoring rules as outlined in 49 CFR 26.37. To facilitate this monitoring, MoDOT requires prime contractors to report their remitted payments to DBEs and subcontractors to report their remitted payments to lower-tier DBEs.

1.3 Tracking of DBE payments are made through the Signet™ application (Signet). Signet is a third-party service, supported by the vendor, for usage by the prime contractor and all subcontractors. Signet is only a reporting tool; it does not process financial transactions. MoDOT does not provide direct technical support for Signet. Information about Signet may be found at <https://signet-help.zendesk.com/hc/en-us>.

1.4 Upon completion of the first pay estimate on the contract, Signet will automatically send an email to the prime contractor prompting registration. The prime will be required to pay a one-time, fixed fee of \$1,000 for this contract directly to the Signet vendor. Use of Signet to track DBE payments will be available for the life of the contract, regardless of the contract value, contract duration, number of subcontractors, or payments reported. No additional fee will be charged to subcontractors that are required to report payments or DBEs that are required to verify payments through Signet. The contractor may also, at no additional cost, report payments through Signet to subcontractors that are not DBEs.

1.5 After each estimate, when contractor reporting of payments is complete, the subcontractor will receive an email notifying them of the payment and requesting verification of the reported payment. A subcontractor that has not completed registration with Signet will be prompted to do so at this time.

1.6 Users will be set up automatically based on information in MoDOT's vendor list. Additional users under each contractor may be added once registration has been completed within Signet. The current vendor list can be found at <https://www.modot.org/bid-opening-info>.

1.7 For purposes of this requirement, payer is defined as the prime contractor or subcontractor that reports a payment in Signet to a vendor that is either a subcontractor, trucker, manufacturer, regular dealer, or broker. Payee is defined as the vendor that receives notification of payment through Signet from the prime contractor or a higher-tier subcontractor. Payment is defined as issuing an Electronic Funds Transfer (EFT) or mailing a check to a payee.

2.0 Requirements. Payers must report remitted payment to DBEs within Signet, for work performed by the DBE subcontractor, DBE trucking, materials supplied from a DBE manufacturer, dealer, or broker, as well as a return of retainage (and/or other amounts withheld), within 15 calendar days.

2.1 Prime contractors must report remitted payments to DBEs within 15 calendar days of each payment it receives from MoDOT. Prime contractors must also report payments to non-DBE subcontractors if that subcontractor is making payment to a lower tier DBE subcontractor, trucker, manufacturer, regular dealer, or broker.

2.2 The payer must report the following information within Signet:

- a. The name of the payee.
- b. The dollar amount of the payment to the payee.
- c. The date the payment was made.
- d. Any retainage or other amount withheld (if any) and the reason for the withholding (if other than retainage).
- e. The DBE function performed for this payment (e.g., contracting, trucking, or supplying as a manufacturer, dealer, or broker).
- f. Other information required by Signet.

The payer must report its return of retainage (and/or other amounts withheld) in separate, standalone payment entries (i.e., without being comingled with a payment for work performed or materials supplied).

2.3 In the event that no work has been completed by a DBE during the estimate period, such that no payment is due to a DBE subcontractor, trucker, manufacturer, regular dealer, or broker, then the prime contractor will mark payment complete within Signet, and no other payments are required to be reported.

2.4 Each subcontractor making a payment to a lower-tier DBE must report remitted payments within Signet, as detailed in Section 2.2, within 15 days of receipt of each payment from the prime contractor.

2.5 DBE payees must verify in Signet each payment reported by a payer within 15 calendar days of the payment being reported by the payer. This verification includes whether the payment was received, and if so, whether it was as expected.

3.0 Basis of Payment. A fixed cost of \$1,000 will be paid on this contract for the required software to report payments to DBEs through Signet. Regardless of the number of projects in a contract, a single payment will be made under item 108-10.00, SIGNET DBE REPORTING, per

lump sum. The engineer reserves the right to underrun this item for any reason. Any additional costs for registration, software, usage, time, labor, or other costs will be considered incidental and no direct payment will be made.

R. MoDOT's Construction Workforce Program NJSP-15-17A

1.0 Description.

1.1 Projects utilizing federal funds include contract provisions for minority and female workforce utilization in the various trade crafts used to complete construction contracts. These federal contract workforce goals are described in the section labeled "Notice of Requirement for Affirmative Action to Ensure Equal Employment Opportunity". These goals are included in all MoDOT federal aid contracts and are under the authorization and enforcement of the U.S. Department of Labor (US DOL).

1.2 The Federal workforce requirement (Goals – TABLE 1) is authorized in 41 CFR Part 60-4 and Executive Order 11246 which set Equal Employment Opportunity goals with Affirmative Action requirements.

1.3 The required federal aid workforce provisions noted above, coupled with the following additional contract provisions, constitute MoDOT's Construction Workforce Program herein called Program.

1.4 This provision does not require pre-qualification nor is it a condition of award.

1.5 The Program does not eliminate or limit any actions the US DOL may take in relation to this contract's federal provisions.

1.6 The Program goals included in the contract are separate from any Disadvantaged Business Enterprise (DBE) or On-The-Job (OJT) training provision that may be included as contract provisions. DBE and OJT goals may or may not be included in a contract based on the individual size of contracts, type of contract work, anticipated length of contract, available and willing resources or other reasons.

1.7 Contractor, for the purpose of this provision, means the prime contractor and any and all subcontractors.

1.8 It is expected that the contractor recognizes the construction workforce goals for both minority and female workers in the project's county and make efforts to attain those goals, if possible, through the existing workforce makeup of the prime (including subcontractors) that will be on the project and/or through hiring opportunities that may arise for the project. However, it is not the intent of this provision to compel any contractor to displace existing workforce or move workers around to just meet the workforce goals.

1.9 If the contractor's existing Missouri construction workforce meets or exceeds the federal workforce goals established in Table 1, then the OJT goal (Training Provision) if included in the contract, does not be apply.

1.10 Contractor's Workforce Plan. The Contractor shall submit its Workforce Plan a minimum of 1 week before construction starts. One plan shall be submitted for the project that shall include

the cumulative planned workforce of the prime and subcontractor(s). The contractor shall prepare the plan, for total minority and female utilization, regardless of the craft. The Engineer will provide the Contractor with comments regarding their Workforce Plan prior to the start of construction. Once work starts, all monthly reporting shall include the craft of each worker reported. If the contractor's plan includes project manager, direct project support roles, project testers or other project professionals, these designations should also be included in addition to the workers designated by craft such as laborer, operator, carpenter, ironworker and others.

1.11 The plan accepted by the engineer before the start of construction will be the effort expected of the prime contractor to maintain during the life of the project.

1.12 If the contractors planned project workforce plan (including OJT hours if included in the contract) is short of the goals included in Table 1, there is opportunity for the contractor to receive a reimbursement of \$10.00 / hour for any new project minority and female hires needed through the remainder of the project. The reimbursement is applicable to work that qualifies for prevailing wage under the federal Davis-Bacon Act, 40 U.S.C. §§ 3141–3148, in accordance with an approved workforce plan. Any reimbursement must be pre-approved by the Engineer. The reimbursement is provided as a remedy to the contractor and as an aid in the long-term growth of experienced persons in the building of roads and bridges in Missouri. The contractor shall manage the plan through the life of the project as described in the plan or as modified, in coordination with the Engineer. The total amount available per project is not capped.

1.13 The Contractor's workforce plan may include existing construction support and professional services staff.

2.0 Forms and Documentation. The bidder must submit the following documents if awarded the contract:

Cumulative Workforce Utilization Reports. This report is contract specific. One report shall be submitted to the Engineer by the 15th of each month. The report will be used to report the total workforce compliance data for the prime contractor and all subcontractors retained by the contractor on the Commission's construction contract. The reporting shall include the workforce hours per each craft broken down by gender and ethnicity. Construction Support, testing and other professional services hours shall be included as these hours are part of the overall plan. The report will include the previous month's hours worked for the project. For projects less than 60 days in length, only one report with total hours worked by classification is required at substantial completion of construction.

3.0 Methods for Securing Workforce Participation and Good Faith Efforts.

3.1 *By submitting a bid, the Bidder agrees, as a material term of the contract, to carry out MoDOT's Construction Workforce Program by making good-faith efforts to utilize minority and female workers on the contractor's job sites to the fullest extent consistent with submitting the lowest bid to MoDOT. The Bidder shall agree that the Program is incorporated into this document and agree to follow the Program. If a bidder is unable to meet the workforce goals at the time of bid, it shall be required to objectively demonstrate to MoDOT that the goals have been met or demonstrate a good faith effort has been made with the level of effort submitted prior to the start of construction.*

3.2 The Engineer, through consultation with MoDOT's External Civil Rights (ECR's) Division, may determine that the contractor has demonstrated that good-faith efforts to secure minority and female participation have been made.

3.3 In evaluating good-faith efforts, the ECR's Division will take into consideration the affirmative actions listed in the Federal Provisions (including provisions of Executive Order 11246).

3.4 MoDOT's Program allows the contractor flexibility to implement a project specific workforce and improve the diversity of their existing workforce that can be utilized across various areas of the state to meet future MoDOT Program goals and Federal Provisions.

3.5 If the contractor's approved plan changes during the project and/or the available workforce changes from what is approved at any time, it is the contractor's responsibility to remedy, in coordination with MoDOT's ECR Division, the conditions as outlined and made available through this provision.

4.0 Compliance Determination. (Required with project closeout) All documentation and on-site information will be reviewed by MoDOT's ECR Division in making a determination of whether the contractor made sufficient good faith efforts to meet the compliance with MoDOT's Construction Workforce Program.

5.0 Liquidated Damages. If the contractor elects to not submit a workforce plan prior to work starting or fails to fulfill their workforce plan committed to prior to the start of construction, the contractor will be required to establish a good-faith effort determination, as to why either of these events occurred. MoDOT may sustain damages, the exact extent of which would be difficult or impossible to ascertain, as this impacts the cost of future road and bridge construction. Therefore, in order to liquidate those damages, MoDOT shall be entitled, at its sole discretion, to deduct and withhold the following amounts: **The sum of one thousand five hundred (\$1,500)**

6.0 Administrative Reconsideration. The contractor shall be offered the opportunity for administrative reconsideration upon written request related to findings and/or actions determined by MoDOT's ECR's Division. The Administrative Reconsideration Committee shall be composed of individuals not involved in the original MoDOT determination(s).

7.0 Available Pre-Apprentice Training Programs. The Commission has established a labor force recruiting program intended to assist contractors in identifying, interviewing and hiring qualified job applicants. MoDOT strongly encourages the hiring of individuals from the MoDOT funded pre-apprentice training programs.

8.0 Independent Third-Party Compliance Monitor (Monitor). MoDOT may utilize a monitor that will be responsible for tracking the project's workforce utilization for the information the contractor submits. The contractor and its subcontractors shall allow the monitor access to their reports, be available to answer the monitor's questions and allow the monitor to access to the site and to contractor and subcontractor employees. The monitor shall abide by the contractor's project site protocols.

9.0 Regional Diversity Council (Council). (Applicable to the Kansas City and St. Louis District regions only) The Council shall consist of local community leaders, leadership of local construction trades, MoDOT staff, Industry representation, and a representative(s) from the Federal Highway Administration. The Council will meet quarterly and evaluate the workforce activity per each project according to the following criteria:

- a. Review monthly workforce reports.
- b. Review progress toward the stated project workforce program.
- c. Review findings of Administrative Reconsideration hearings.
- d. Recommend *other* workforce actions to MoDOT.

10.0 Federal Workforce Goals.

Female Participation for Each Trade is 6.9% Statewide for Missouri.

Minority Participation for Each Trade is shown below in Table 1.

TABLE 1:

County	Goal (Percent)	County	Goal (Percent)
Adair	4	Linn	4
Andrew	3.2	Livingston	10
Atchison	10	McDonald	2.3
Audrain	4	Macon	4
Barry	2.3	Madison	11.4
Barton	2.3	Maries	11.4
Bates	10	Marion	3.1
Benton	10	Mercer	10
Bollinger	11.4	Miller	4
Boone	6.3	Mississippi	11.4
Buchanan	3.2	Moniteau	4
Butler	11.4	Monroe	4
Caldwell	10	Montgomery	11.4
Callaway	4	Morgan	4
Camden	4	New Madrid	26.5
Cape Girardeau	11.4	Newton	2.3
Carroll	10	Nodaway	10
Carter	11.4	Oregon	2.3
Cass	12.7	Osage	4
Cedar	2.3	Ozark	2.3
Chariton	4	Pemiscot	26.5
Christian	2	Perry	11.4
Clark	3.4	Pettis	10
Clay	12.7	Phelps	11.4
Clinton	10	Pike	3.1
Cole	4	Platte	12.7
Cooper	4	Polk	2.3
Crawford	11.4	Pulaski	2.3
Dade	2.3	Putnam	4
Dallas	2.3	Ralls	3.1
Daviess	10	Randolph	4

DeKalb	10	Ray	12.7
Dent	11.4	Reynolds	11.4
Douglas	2.3	Ripley	11.4
Dunklin	26.5	St. Charles	14.7
Franklin	14.7	St. Clair	2.3
Gasconade	11.4	St. Francois	11.4
Gentry	10	Ste. Genevieve	11.4
Greene	2	St. Louis City	14.7
Grundy	10	St. Louis County	14.7
Harrison	10	Saline	10
Henry	10	Schuyler	4
Hickory	2.3	Scotland	4
Holt	10	Scott	11.4
Howard	4	Shannon	2.3
Howell	2.3	Shelby	4
Iron	11.4	Stoddard	11.4
Jackson	12.7	Stone	2.3
Jasper	2.3	Sullivan	4
Jefferson	14.7	Taney	2.3
Johnson	10	Texas	2.3
Knox	4	Vernon	2.3
Laclede	2.3	Warren	11.4
Lafayette	10	Washington	11.4
Lawrence	2.3	Wayne	11.4
Lewis	3.1	Webster	2.3
Lincoln	11.4	Worth	10
		Wright	2.3

**STANDARD FEDERAL EQUAL EMPLOYMENT OPPORTUNITY CONSTRUCTION
CONTRACT SPECIFICATIONS (EXECUTIVE ORDER 11246)**

This contractor and subcontractor shall abide by the requirements of 41 CFR 60-1.4(a), 60-300.5(a) and 60-741.5(a). These regulations prohibit discrimination against qualified individuals based on their status as protected veterans or individuals with disabilities, and prohibit discrimination against all individuals based on their race, color, religion, sex, sexual orientation, gender identity or national origin. Moreover, these regulations require that covered prime contractors and subcontractors take affirmative action to employ and advance in employment individuals without regard to race, color, religion, sex, sexual orientation, gender identity, national origin, disability or veteran status.

As used in these specifications:

"Minority" includes;

- (i) Black (all person having origins in any of the Black African racial groups not of Hispanic origin);
- (ii) Hispanic (all persons of Mexican, Puerto Rican, Cuban, Central or South American or other Spanish Culture or origin, regardless of race);
- (iii) Asian and pacific islander (all persons having origins in any of the original peoples of the Far East, southeast Asia, the Indian Subcontinent, or the Pacific Islands; and
- (iv) American Indian or Alaskan Native (all persons having origins in any of the original peoples of North American and maintaining identifiable tribal affiliations through membership and participation or community identification).

S. Notice to Bidders of Third Party Concurrence in Award JSP-98-19

1.0 Bidders are advised that Commission is party to a contract with the City of Wildwood which provides that the City of Wildwood shall provide substantial funds for construction of Job No. JSL0091 by reason of which the City of Wildwood has the right to concur or not concur in Commission's award of a contract for this job.

2.0 Bidders acknowledge that their bids are made with knowledge of and subject to the condition of the City of Wildwood concurrence in and prior authorization of any award of a contract for this job by Commission.

3.0 Bidders agree that they shall be estopped, both in law and equity, to assert any right to award of a contract for this job by Commission should the City of Wildwood not concur in that award for any reason.

T. Supplemental Revisions JSP-18-01EE

- Compliance with [2 CFR 200.216 – Prohibition on Certain Telecommunications and Video Surveillance Services or Equipment](#).

The Missouri Highways and Transportation Commission shall not enter into a contract (or extend or renew a contract) using federal funds to procure or obtain equipment, services, or systems that uses covered telecommunications equipment or services as substantial or as critical technology as part of any system where the video surveillance and telecommunications equipment was produced by Huawei Technologies Company, ZTE Corporation, Hytera Communications Corporation, Hangzhou Hikvision Digital Technology Company, or Dahua Technology Company (or any subsidiary or affiliate of such entities).

- Stormwater Compliance Requirements

1.0 Description. This provision requires the contractor to provide a Water Pollution Control Manager (WPCM) for any project that includes land disturbance on the project site and the total area of land disturbance, both on the project site, and all Off-site support areas, is one (1) acre or more. Regardless of the area of Off-site disturbance, if no land disturbance occurs on the project site, these provisions do not apply. When a WPCM is required, all sections within this provision shall be applicable, including assessment of specified Liquidated Damages for failure to correct

Stormwater Deficiencies, as specified herein. This provision is in addition to any other stormwater, environmental, and land disturbance requirements specified elsewhere in the contract.

1.1 Definitions. The project site is defined as all areas designated on the plans, including temporary and permanent easements. The project site is equivalent to the “permitted site”, as defined in MoDOT’s State Operating Permit. An Off-site area is defined as any location off the project site the contractor utilizes for a dedicated project support function, such as, but not limited to, staging area, plant site, borrow area, or waste area.

1.2 Reporting of Off-Site Land Disturbance. If the project includes any planned land disturbance on the project site, prior to the start of work, the contractor shall submit a written report to the engineer that discloses all Off-site support areas where land disturbance is planned, the total acreage of anticipated land disturbance on those sites, and the land disturbance permit number(s). Upon request by the engineer, the contractor shall submit a copy of its land disturbance permit(s) for Off-site locations. Based on the total acreage of land disturbance, both on and Off-site, the engineer shall determine if these Stormwater Compliance Requirements shall apply. The Contractor shall immediately report any changes to the planned area of Off-site land disturbance. The Contractor is responsible for obtaining its own separate land disturbance permit for Off-site areas.

2.0 Water Pollution Control Manager (WPCM). The Contractor shall designate a competent person to serve as the Water Pollution Control Manager (WPCM) for projects meeting the description in Section 1.0. The Contractor shall ensure the WPCM completes all duties listed in Section 2.1.

2.1 Duties of the WPCM:

- (a) Be familiar with the stormwater requirements including the current MoDOT State Operating Permit for construction stormwater discharges/land disturbance activities; MoDOT’s statewide Stormwater Pollution Prevention Plan (SWPPP); the Corps of Engineers Section 404 Permit, when applicable; the project specific SWPPP, the Project’s Erosion & Sediment Control Plan; all applicable special provisions, specifications, and standard drawings; and this provision;
- (b) Successfully complete the MoDOT Stormwater Training Course within the last 4 years. The MoDOT Stormwater Training is a free online course available at MoDOT.org;
- (c) Attend the Pre-Activity Meeting for Grading and Land Disturbance and all subsequent Weekly Meetings in which grading activities are discussed;
- (d) Oversee and ensure all work is performed in accordance with the Project-specific SWPPP and all updates thereto, or as designated by the engineer;
- (e) Review the project site for compliance with the Project SWPPP, as needed, from the start of any grading operations until final stabilization is achieved, and take necessary actions to correct any known deficiencies to prevent pollution of the waters of the state or adjacent property owners prior to the engineer’s weekly inspections;
- (f) Review and acknowledge receipt of each MoDOT Inspection Report (Land Disturbance Inspection Record) for the Project within forty eight (48) hours of receiving the report and

ensure that all Stormwater Deficiencies noted on the report are corrected as soon as possible, but no later than stated in Section 5.0.

3.0 Pre-Activity Meeting for Grading/Land Disturbance and Required Hold Point. A Pre-Activity meeting for grading/land disturbance shall be held prior to the start of any land disturbance operations. No land disturbance operations shall commence prior to the Pre-Activity meeting except work necessary to install perimeter controls and entrances. Discussion items at the pre-activity meeting shall include a review of the Project SWPPP, the planned order of grading operations, proposed areas of initial disturbance, identification of all necessary BMPs that shall be installed prior to commencement of grading operations, and any issues relating to compliance with the Stormwater requirements that could arise in the course of construction activity at the project.

3.1 Hold Point. Following the pre-activity meeting for grading/land disturbance and subsequent installation of the initial BMPs identified at the pre-activity meeting, a Hold Point shall occur prior to the start of any land disturbance operations to allow the engineer and WPCM the time needed to perform an on-site review of the installation of the BMPs to ensure compliance with the SWPPP is met. Land disturbance operations shall not begin until authorization is given by the engineer.

4.0 Inspection Reports. Weekly and post run-off inspections will be performed by the engineer and each Inspection Report (Land Disturbance Inspection Record) will be entered into a web-based Stormwater Compliance database. The WPCM will be granted access to this database and shall promptly review all reports, including any noted deficiencies, and shall acknowledge receipt of the report as required in Section 2.1 (f.).

5.0 Stormwater Deficiency Corrections. All stormwater deficiencies identified in the Inspection Report shall be corrected by the contractor within 7 days of the inspection date or any extended period granted by the engineer when weather or field conditions prohibit the corrective work. If the contractor does not initiate corrective measures within 5 calendar days of the inspection date or any extended period granted by the engineer, all work shall cease on the project except for work to correct these deficiencies, unless otherwise allowed by the engineer. All impact costs related to this halting of work, including, but not limited to stand-by time for equipment, shall be borne by the Contractor. Work shall not resume until the engineer approves the corrective work.

5.1 Liquidated Damages. If the Contractor fails to complete the correction of all Stormwater Deficiencies listed on the MoDOT Inspection Report within the specified time limit, the Commission will be damaged in various ways, including but not limited to, potential liability, required mitigation, environmental clean-up, fines, and penalties. These damages are not reasonably capable of being computed or quantified. Therefore, the contractor will be charged with liquidated damages specified in the amount of \$2,000 per day for failure to correct one or more of the Stormwater Deficiencies listed on the Inspection Report within the specified time limit. In addition to the stipulated damages, the stoppage of work shall remain in effect until all corrections are complete.

6.0 Basis of Payment. No direct payment will be made for compliance with this provision.

- **Delete Sec 106.9 in its entirety and substitute the following:**

106.9 Buy America Requirements.

Buy America Requirements are waived if the total amount of Federal financial assistance applied to the project, through awards or subawards, is below \$500,000.

106.9.1 Buy America Requirements for Iron and Steel.

On all federal-aid projects, the contractor's attention is directed to Title 23 CFR 635.410 *Buy America Requirements*. Where steel or iron products are to be permanently incorporated into the contract work, steel and iron material shall be manufactured, from the initial melting stage through the application of coatings, in the USA except for "minimal use" as described herein. Furthermore, any coating process of the steel or iron shall be performed in the USA. Under a general waiver from FHWA the use of pig iron and processed, pelletized, and reduced iron ore manufactured outside of the USA will be permitted in the domestic manufacturing process for steel or iron material.

106.9.1.1 Buy America Requirements for Iron and Steel for Manufactured items.

A manufactured item will be considered iron and steel if it is "predominantly" iron or steel. Predominantly iron or steel means that the cost of iron or steel content of a product is more than 50 percent of the total cost of all its components.

106.9.2 Any sources other than the USA as defined will be considered foreign. The required domestic manufacturing process shall include formation of ingots and any subsequent process. Coatings shall include any surface finish that protects or adds value to the product.

106.9.3 "Minimal use" of foreign steel, iron or coating processes will be permitted, provided the cost of such products does not exceed 1/10 of one percent (0.1 percent) of the total contract cost or \$2,500.00, whichever is greater. If foreign steel, iron, or coating processes are used, invoices to document the cost of the foreign portion, as delivered to the project, shall be provided and the engineer's written approval obtained prior to placing the material in any work.

106.9.4 Buy America requirements include a step certification for all fabrication processes of all steel or iron materials that are accepted per Sec 1000. The AASHTO Product Evaluation and Audit Solutions compliance program verifies that all steel and iron products fabrication processes conform to 23 CFR 635.410 Buy America Requirements and is an acceptable standard per 23 CFR 635.410(d). AASHTO Product Evaluation and Audit Solutions compliant suppliers will not be required to submit step certification documentation with the shipment for some selected steel and iron materials. The AASHTO Product Evaluation and Audit Solutions compliant supplier shall maintain the step certification documentation on file and shall provide this documentation to the engineer upon request.

106.9.4.1 Items designated as Category 1 will consist of steel girders, piling, and reinforcing steel installed on site. Category 1 items require supporting documentation prior to incorporation into the project showing all steps of manufacturing, including coating, as being completed in the United States and in accordance with CFR Title 23 Section 635.410 Buy America Requirements. This includes the Mill Test Report from the original producing steel mill and certifications documenting the manufacturing process for all subsequent fabrication, including coatings. The certification shall include language that certifies the following. That all steel and iron materials permanently incorporated in this project was procured and processed domestically and all manufacturing processes, including coating, as being completed in the United States and in accordance with CFR Title 23 Section 635.410.

106.9.4.2 Items designated as Category 2 will include all other steel or iron products not in Category 1 and permanently incorporated in the project. Category 2 items shall consist of, but

not be limited to items such as fencing, guardrail, signing, lighting and signal supports. The prime contractor is required to submit a material of origin form certification prior to incorporation into the project from the fabricator for each item that the product is domestic. The Certificate of Materials Origin form ([link to certificate form](#)) from the fabricator must show all steps of manufacturing, including coating, as being completed in the United States and in accordance with CFR Title 23 Section 635.410 Buy America Requirements and be signed by a fabricator representative. The engineer reserves the right to request additional information and documentation to verify that all Buy America requirements have been satisfied. These documents shall be submitted upon request by the engineer and retained for a period of 3 years after the last reimbursement of the material.

106.9.4.3 Any minor miscellaneous steel or iron items that are not included in the materials specifications shall be certified by the prime contractor as being procured domestically. Examples of these items would be bolts for sign posts, anchorage inserts, etc. The certification shall read "I certify that all steel and iron materials permanently incorporated in this project during all manufacturing processes, including coating, as being completed in the United States and in accordance with CFR Title 23 Section 635.410 Buy America Requirements procured and processed domestically in accordance with CFR Title 23 Section 635.410 Buy America Requirements. Any foreign steel used was submitted and accepted under minor usage". The certification shall be signed by an authorized representative of the prime contractor.

106.9.5 When permitted in the contract, alternate bids may be submitted for foreign steel and iron products. The award of the contract when alternate bids are permitted will be based on the lowest total bid of the contract based on furnishing domestic steel or iron products or 125 percent of the lowest total bid based on furnishing foreign steel or iron products. If foreign steel or iron products are awarded in the contract, domestic steel or iron products may be used; however, payment will be at the contract unit price for foreign steel or iron products.

106.9.6 Buy America Requirements for Construction Materials other than iron and steel materials. Construction materials means articles, materials, or supplies that consist of only one of the items listed. Minor additions of articles, materials, supplies, or binding agents to a construction material do not change the categorization of the construction material. Upon request by the engineer, the contractor shall submit a domestic certification for all construction materials listed that are incorporated into the project.

- (a) Non-ferrous metals
- (b) Plastic and Polymer-based products (including polyvinylchloride, composite building materials, and polymers used in fiber optic cables)
- (c) Glass (including optic glass)
- (d) Fiber optic cable (including drop cable)
- (e) Optical fiber
- (f) Lumber
- (g) Engineered wood
- (h) Drywall

106.9.6.1 Minimal Use allowance for Construction Materials other than iron or steel.

"The total value of the non-compliant products is no more than the lesser of \$1,000,000 or 5% of total applicable costs for the project." The contractor shall submit to the engineer any non-domestic materials and their total material cost to the engineer. The contractor and the engineer will both track these totals to assure that the minimal usage allowance is not exceeded.

106.9.7 Buy America Requirements for Manufactured Products.

Manufactured products means:

- (a) Articles, materials, or supplies that have been:
 - (i) Processed into a specific form and shape; or
 - (ii) Combined with other articles, materials, or supplies to create a product with different properties than the individual articles, materials, or supplies.
- (b) If an item is classified as an iron or steel product, a construction material, or a section 70917(c) material under § 184.4(e) and the definitions set forth in this section, then it is not a manufactured product. However, an article, material, or supply classified as a manufactured product under § 184.4(e) and paragraph (1) of this definition may include components that are construction materials, iron or steel products, or section 70917(c) materials.

106.9.7.1 Manufactured products are exempt from Buy America requirements. To qualify as a manufactured product, items that consist of two or more of the listed construction materials that have been combined together through a manufacturing process, and items that include at least one of the listed materials combined with a material that is not listed through a manufacturing process, should be treated as manufactured products, rather than as construction materials.

106.9.7.2 Manufactured items are covered under a general waiver to exclude them from Buy America Requirements. To qualify for the exemption the components must comprise of 55% of the value of materials in the item. The final assembly must also be performed domestically.

- Pavement Marking Paint Requirements for Standard Waterborne and Temporary

1.0 Description. High Build acrylic waterborne pavement marking paint shall be used in lieu of standard acrylic waterborne pavement marking paint for all Standard Waterborne Pavement Marking Paint items and all Temporary Pavement Marking Paint items. Paint thickness, bead type, bead application rate, retroreflectivity requirements, and all other specifications shall remain as stated in the Missouri Standard Specifications for Highway Construction, except as otherwise amended in the contract documents.

2.0 Material Requirements. Material requirements for Sec 620.20.2.5 Standard Waterborne Paint, and Sec 620.10.2 Temporary Pavement Marking Paint shall be per Sec 1048.20.1.2 High Build Acrylic Waterborne Pavement Marking Paint.

- **Delete paragraph 15.0 of the General Provision Disadvantaged Business Enterprise (DBE) Program Requirements and substitute the following:**

15.0 Data Collection from Bidders for DBE and Non-DBE Subcontractors, Suppliers, Manufacturers and/or Brokering used and not used in bids during the reporting period. MoDOT is a recipient of federal funds and is required by 49 CFR 26.11, to provide data about its DBE program. The information shall consist of all subcontractor quoting received for actual use and of consideration by the prime bidder. MoDOT will be requesting this information from bidding prime contractors and will provide prime bidders a form to submit the data by the last day of each month for the current letting. The information shall only include the names of both DBE and non-DBE companies that the prime bidders received quotes. MoDOT will then contact the DBEs and non-DBE subcontractors and request additional information from DBE and non-DBE

subcontractors including current year of gross receipts and number of years in business. The information provided by the prime bidders shall not include any bid quote pricing regardless if it was used or not. This information will aid MoDOT in the determination of the availability of DBEs and will be used in subsequent availability studies.

- Third-Party Test Waiver for Concrete Aggregate

1.0 Description. Third party tests may be allowed for determining the durability factor for concrete pavement and concrete masonry aggregate.

2.0 Material. All aggregate for concrete shall be in accordance with Sec 1005.

2.1 MoDOT personnel shall be present at the time of sampling at the quarry. The aggregate sample shall be placed in an approved tamper-evident container (provided by the quarry) for shipment to the third-party testing facility.

2.2 AASHTO T 161 Method B Resistance of Concrete to Rapid Freezing and Thawing, shall be used to determine the aggregate durability factor. All concrete beams for testing shall be 3-inch wide by 4-inch deep by 16-inch long or 3.5-inch wide by 4.5-inch deep by 16-inch long. All beams for testing shall receive a 35-day wet cure fully immersed in saturated lime water prior to initiating the testing process.

2.3 Concrete test beams shall be made using a MoDOT approved concrete pavement mix design.

3.0 Testing Facility Requirements. All third-party test facilities shall meet the requirements outlined in this provision.

3.1 The testing facility shall be AASHTO accredited.

3.1.1 For tests ran after January 1, 2025, accreditation documentation shall be on file with the Construction and Materials Division prior to any tests being performed.

3.1.2 Construction and Materials Division may consider tests completed prior to January 1, 2025, to be acceptable if all sections of this provision are met, with the exception of 3.1.1. Accreditation documentation shall be provided with the test results for tests completed prior to January 1, 2025. No tests completed prior to September 1, 2024, will be accepted.

3.2 The testing facility shall provide their testing process, list of equipment, equipment calibration documentation, and testing certifications or qualifications of technicians performing the AASHTO T 161 Procedure B tests. The testing facility shall provide details on their freezing and thawing apparatus including the time and temperature profile of their freeze-thaw chamber. The profile shall include the temperature set points throughout the entirety of the freeze-thaw cycle. The profile shall show the cycle time at which the apparatus drains/fills with water and the cycle time at which the apparatus begins cooling the specimens.

3.3 Results, no more than five years old, from the third-party test facility shall compare within ± 2.0 percent of an independent test from another AASHTO accredited test facility or with MoDOT test records, in order to be approved for use (e.g. test facility results in a durability factor of 79, MoDOT's recent durability test factor is 81; this compared within +2 percent). The independent

testing facility shall be in accordance with this provision. The comparison test can be from a different sample of the same ledge combination.

3.4 When there is a dispute between the third party durability test results and MoDOT durability test results, the MoDOT durability test result shall govern.

3.5 Test results shall be submitted to MoDOT's Construction and Materials division electronically for final approval. Test results shall include raw data for all measurements of relative modulus of elasticity and percent length change for each individual concrete specimen. Raw data shall include initial measurements made at zero cycles and every subsequent measurement of concrete specimens. Raw data shall include the cycle count and date each measurement was taken. Test results shall also include properties of the concrete mixture as required by AASHTO T 161. This shall include the gradation of the coarse aggregate sample. If AASHTO T 152 is used to measure fresh air content, then the aggregate correction factor for the mix determined in accordance with AASHTO T 152 shall also be included.

4.0 Method of Measurement. There is no method of measurement for this provision. The testing requirements and number of specimens shall be in accordance with AASHTO T 161 Procedure B.

5.0 Basis of Payment. No direct payment will be made to the contractor or quarry to recover the cost of aggregate samples, sample shipments, testing equipment, labor to prepare samples or test samples, or developing the durability report.

△ Added

U. Coordination With Other Projects

1.0 Description. The contractor shall coordinate traffic management between the following projects within the same project limits:

J6P3496 and J6P3496B Warning Sign with flashing beacon; improve right turn angle with pavement markings

1.1 This list of projects is not all inclusive. The contractor shall be aware that there may be other projects including, but not limited to, utility, St. Louis County, City, private, MoDOT maintenance, permit, or other projects that may impact project construction or traffic control in the vicinity of this project. It shall be the responsibility of the contractor to determine what, if any projects other than the ones listed above may impact this project and work to coordinate construction and traffic management efforts between this project and any other project involved.

2.0 Basis of Payment. No direct payment will be made to the contractor to recover the cost of equipment, labor, materials, or time required to fulfill the above provisions, unless specified elsewhere in the contract document.

△ Added

V. Lump Sum Temporary Traffic Control JSP-22-01A

1.0 Delete Sec 616.11 and insert the following:

616.11 Method of Measurement. Measurement for relocation of post-mounted signs will be made to the nearest square foot of sign area only for the signs designated for payment on the plans. All other sign relocations shall be incidental. Measurement for construction signs will be

made to the nearest square foot of sign area. Measurement will be made per each for each of the temporary traffic control items provided in the contract.

616.11.1 Lump Sum Temporary Traffic Control. No measurement will be made for temporary traffic control items grouped and designated to be paid per lump sum. The list of lump sum items provided in the plans or contract is considered an approximation and may be subject to change based on field conditions. This is not a complete list and may exclude quantities for duplicate work zone packages used in simultaneous operations. The contractor shall provide all traffic control devices required to execute the provided traffic control plans for each applicable operation, stage, or phase. No measurement will be made for any additional signs or devices needed except for changes in the traffic control plan directed by the engineer.

2.0 Delete Sec 616.12 and insert the following:

616.12 Basis of Payment. All temporary traffic control devices authorized for installation by the engineer will be paid for at the contract unit price for each of the pay items included in the contract. Whether the devices are paid individually, or per lump sum, no direct payment will be made for the following:

- (a) Incidental items necessary to complete the work, unless specifically provided as a pay item in the contract.
- (b) Installing, operating, maintaining, cleaning, repairing, removing, or replacing traffic control devices.
- (c) Covering and uncovering existing signs and other traffic control devices.
- (d) Relocating temporary traffic control devices, including permanent traffic control devices temporarily relocated, unless specifically included as a pay item in the contract.
- (e) Worker apparel.
- (f) Flagger, AFADs, PFDs, pilot vehicles, and appurtenances at flagging stations.
- (g) Furnishing, installing, operating, maintaining, and removing construction-related vehicle and equipment lighting.
- (h) Construction and removal of temporary equipment crossovers, including restoring pre-existing crossovers.
- (i) Provide and maintaining work zone lighting and work area lighting.

616.12.1 Lump Sum Temporary Traffic Control. Traffic control items grouped together in the contract or plans for lump sum payment shall be paid incrementally per Sec 616.12.1.1. Alternately, upon request from the contractor, the engineer will consider a modified payment schedule that more accurately reflects completion of traffic control work. No payment will be made for any additional signs or devices needed except for changes in the traffic control plan directed by the engineer. Additional items directed by the engineer will be paid for in accordance with Sec 109.4. No adjustment to the price will be made for overruns or underruns of other work or for added work that is completed within existing work zones.

616.12.1.1 Partial payments. For purposes of determining partial payments, the original contract amount will be the total dollar value of all original contract line items less the price for Lump Sum Temporary Traffic Control (LSTTC). If the contract includes multiple projects, this determination will be made for each project. Partial payments will be made as follows:

(a) The first payment will be made when five percent of the original contract amount is earned. The payment will be 50 percent of the price for LSTTC, or five percent of the original contract amount, whichever is less.

(b) The second payment will be made when 50 percent of the original contract amount is earned. The payment will be 25 percent of the price for LSTTC, or 2.5 percent of the original contract amount, whichever is less.

(c) The third payment will be made when 75 percent of the original contract amount is earned. The payment will be 20 percent of the price for LSTTC, or two percent of the original contract amount, whichever is less.

(d) Payment for the remaining balance due for LSTTC will be made when the contract has been accepted for maintenance or earlier as approved by the engineer.

616.12.1.2 Temporary traffic control will be paid for at the contract lump sum price for Item:

Item No.	Unit	Description
616-99.01	Lump Sum	Misc. Lump Sum Temporary Traffic Control

JOB SPECIAL PROVISIONS TABLE OF CONTENTS (ROADWAY)

(Job Special Provisions shall prevail over General Special Provisions whenever in conflict therewith.)

A.	General - Federal JSP-09-02K	1
B.	Contract Liquidated Damages JSP- 13-01D	1
C.	Work Zone Traffic Management JSP-02-06N	2
D.	Liquidated Damages Specified JSP-93-28A	5
E.	Project Contact for Contractor/Bidder Questions JSP-96-05	5
F.	Emergency Provisions and Incident Management JSP-90-11A	6
G.	Utilities	7
H.	Alternates for Pavements JSP-96-04G	8
I.	Supplemental Revisions JSP-18-01EE	9
J.	Contractor Quality Control NJSP-15-42	16
K.	Removal and Delivery of Existing Signs JSP-12-01C	18
L.	Temporary Long-Term Rumble Strips JSP-13-04C	18
M.	Misc. Merge Left Arrow	19
N.	Relocation of Signs	22
O.	Lump Sum Temporary Traffic Control JSP-22-01A	22
P.	Truck Mounted Attenuator (TMA) for Stationary Activities JSP-23-04	24
Q.	DBE Prompt Payment Reporting JSP-24-05B	25
R.	MoDOT's Construction Workforce Program NJSP-15-17A	27
S.	Notice to Bidders of Third Party Concurrence in Award JSP-98-19	32
T.	45 Foot Roadway Top Mount Pole	32
U.	45 Foot Roadway LED B Top Mounted Luminaires	33
V.	Tree Clearing Restriction	33
W.	Tree Clearing and Grubbing	33

 <p>THIS SHEET HAS BEEN SIGNED, SEALED, AND DATED ELECTRONICALLY.</p>	MISSOURI HIGHWAYS AND TRANSPORTATION COMMISSION 105 W. CAPITOL AVE. JEFFERSON CITY, MO 65102 Phone 1-888-275-6636
	George Butler Associates, Inc 16305 Swingley Ridge Rd, Ste 300 Chesterfield, MO 63017 Certificate of Authority: #000133 Consultant Phone: (314) 231-0100
	If a seal is present on this sheet, JSP's have been electronically sealed and dated.
	JOB NUMBER: JSL0091 ST LOUIS COUNTY, MO DATE PREPARED: January 15, 2025
	ADDENDUM DATE:
Only the following items of the Job Special Provisions (Roadway) are authenticated by this seal: All	

JOB
SPECIAL PROVISIONS

A. General - Federal JSP-09-02K

1.0 Description. The Federal Government is participating in the cost of construction of this project. All applicable Federal laws, and the regulations made pursuant to such laws, shall be observed by the contractor, and the work will be subject to the inspection of the appropriate Federal Agency in the same manner as provided in Sec 105.10 of the Missouri Standard Specifications for Highway Construction with all revisions applicable to this bid and contract.

1.1 This contract requires payment of the prevailing hourly rate of wages for each craft or type of work required to execute the contract as determined by the Missouri Department of Labor and Industrial Relations and requires adherence to a schedule of minimum wages as determined by the United States Department of Labor. For work performed anywhere on this project, the contractor and the contractor's subcontractors shall pay the higher of these two applicable wage rates. State Wage Rates, Information on the Required Federal Aid Provisions, and the current Federal Wage Rates are available on the Missouri Department of Transportation web page at www.modot.org under "Doing Business with MoDOT", "Contractor Resources". Effective Wage Rates will be posted 10 days prior to the applicable bid opening. These supplemental bidding documents have important legal consequences. It shall be conclusively presumed that they are in the bidder's possession, and they have been reviewed and used by the bidder in the preparation of any bid submitted on this project.

1.2 The following documents are available on the Missouri Department of Transportation web page at www.modot.org under "Doing Business with MoDOT"; "Standards and Specifications". The effective version shall be determined by the letting date of the project.

General Provisions & Supplemental Specifications

Supplemental Plans to July 2024 Missouri Standard Plans
For Highway Construction

These supplemental bidding documents contain all current revisions to the published versions and have important legal consequences. It shall be conclusively presumed that they are in the bidder's possession, and they have been reviewed and used by the bidder in the preparation of any bid submitted on this project.

B. Contract Liquidated Damages JSP- 13-01D

1.0 Description. If the lane closures for the widening work is not complete and open to traffic on or before 60 consecutive days per direction of travel of the long term lane closure, the Commission, the traveling public, and state and local police and governmental authorities will be damaged in various ways, including but not limited to, increased construction administration cost, potential liability, traffic and traffic flow regulation cost, traffic congestion and motorist delay, with its resulting cost to the traveling public. These damages are not reasonably capable of being computed or quantified. Therefore, the contractor will be charged with liquidated damages specified in the amount of \$2,000.00 per day for each day or partial day thereof, that the lane remains closed per direction and is not open to traffic in excess of the limitation as specified

elsewhere in this special provision. It shall be the responsibility of the engineer to determine the quantity of excess closure time.

1.1 The said liquidated damages specified will be assessed regardless of whether it would otherwise be charged as liquidated damages under the Missouri Standard Specification for Highway Construction, as amended elsewhere in this contract.

2.0 Period of Performance. Prosecution of work is expected to begin on the date specified below in accordance with Sec 108.2. Regardless of when the work is begun on this contract, all work on all projects shall be completed on or before the date specified below. Completion by this date shall be in accordance with the requirements of Sec 108.7.1.

Notice to Proceed: April 7, 2025
Contract Completion Date: November 15, 2025

2.1 Calendar Days and Completion Dates. Completion of the project is required as specified herein. The count of calendar days will begin on the date the contractor starts any construction operations on the project. This project will be bid in combination with MoDOT Job No. J6P3635 Route 100 Resurfacing Project and Wildwood Job. No JSL0092 Route 100 Left Turn Lanes Project. See respective project JSPs for calendar days information.

Project	Calendar Days	Daily Road User Cost
JSL0091	N/A	\$3,200/day

3.0 Liquidated Damages for Contract Administrative Costs. Should the contractor fail to complete the work on or before the contract completion date specified in Section 2.0, or within the number of calendar days specified in Section 2.1, whichever occurs first, the contractor will be charged contract administrative liquidated damages in accordance with Sec 108.8 in the amount of **\$2,000** per calendar day for each calendar day, or partial day thereof, that the work is not fully completed. For projects in combination, these damages will be charged in full for failure to complete one or more projects within the specified contract completion date or calendar days.

4.0 Liquidated Damages for Road User Costs. Should the contractor fail to complete the work on or before the contract completion date specified in Section 2.0, or within the number of calendar days specified in Section 2.1, whichever occurs first, the contractor will be charged road user costs in accordance with Sec 108.8 in the amount specified in Section 2.1 for each calendar day, or partial day thereof, that the work is not fully completed. These damages are in addition to the contract administrative damages and any other damages as specified elsewhere in this contract.

C. Work Zone Traffic Management JSP-02-06N

1.0 Description. Work zone traffic management shall be in accordance with applicable portions of Division 100 and Division 600 of the Standard Specifications, and specifically as follows.

1.1 Maintaining Work Zones and Work Zone Reviews. The Work Zone Specialist (WZS) shall maintain work zones in accordance with Sec 616.3.3 and as further stated herein. The WZS shall coordinate and implement any changes approved by the engineer. The WZS shall ensure all traffic control devices are maintained in accordance with Sec 616, the work zone is operated within the hours specified by the engineer, and will not deviate from the specified hours without prior approval of the engineer. The WZS is responsible to manage work zone delay in accordance with these project provisions. When requested by the engineer, the WZS shall submit a weekly

report that includes a review of work zone operations for the week. The report shall identify any problems encountered and corrective actions taken. Work zones are subject to unannounced inspections by the engineer and other departmental staff to corroborate the validity of the WZS's review and may require immediate corrective measures and/or additional work zone monitoring.

1.2 Work Zone Deficiencies. Failure to make corrections on time may result in the engineer suspending work. The suspension will be non-excusable and non-compensable regardless if road user costs are being charged for closures.

2.0 Traffic Management Schedule.

2.1 Traffic management schedules shall be submitted to the engineer for review prior to the start of work and prior to any revisions to the traffic management schedule. The traffic management schedule shall include the proposed traffic control measures, the hours traffic control will be in place, and work hours.

2.2 The traffic management schedule shall conform to the limitations specified in Sec 616 regarding lane closures, traffic shifts, road closures and other width, height and weight restrictions.

2.3 The engineer shall be notified as soon as practical of any postponement due to weather, material or other circumstances.

2.4 In order to ensure minimal traffic interference, the contractor shall schedule lane closures for the absolute minimum amount of time required to complete the work. Lanes shall not be closed until material is available for continuous construction and the contractor is prepared to diligently pursue the work until the closed lane is opened to traffic.

2.7 Traffic Management Center (TMC) Coordination. The Work Zone Specialist (WZS) or their designee shall contact by phone the MoDOT Traffic Management Center (Gateway Guide TMC at #314-275-1513) within five minutes of a lane or ramp closure beginning and within five minutes of a lane or ramp closure being removed. The WZS shall make this phone call 24 hours a day, 365 days of the year since the MoDOT Traffic Management Centers are always staffed.

3.0 Work Hour Restrictions.

3.1 Except for emergency work, as determined by the engineer, and long term lane closures required by project phasing, all lanes shall be scheduled to be open to traffic during the five major holiday periods shown below, from 12:00 noon on the last working day preceding the holiday until 6:00 a.m. on the first working day subsequent to the holiday unless otherwise approved by the engineer.

Memorial Day
Labor Day
Thanksgiving
Christmas
New Year's Day

3.1.1 Independence Day. The lane restrictions specified in Section 3.1 shall also apply to Independence Day, except that the restricted periods shall be as follows:

When Independence Day falls on:	The Holiday is Observed on:	Halt Lane Closures beginning at:	Allow Lane Closures to resume at:
Sunday	Monday	Noon on Friday	6:00 a.m. on Tuesday
Monday	Monday	Noon on Friday	6:00 a.m. on Tuesday
Tuesday	Tuesday	Noon on Monday	6:00 a.m. on Wednesday
Wednesday	Wednesday	Noon on Tuesday	6:00 a.m. on Thursday
Thursday	Thursday	Noon on Wednesday	6:00 a.m. on Friday
Friday	Friday	Noon on Thursday	6:00 a.m. on Monday
Saturday	Friday	Noon on Thursday	6:00 a.m. on Monday

3.2 The contractor shall not perform any construction operation on the roadway, roadbed or active lanes, including the hauling of material within the project limits, during restricted periods, holiday periods or other special events specified in the contract documents.

The contractor shall coordinate with the City of Wildwood for dates of planned events or festivals.

3.3 The contractor shall be aware that traffic volume data indicates construction operations on the roadbed between the following hours will likely result in traffic queues greater than **10-minutes**. Based on this, the contractor’s operations will be restricted accordingly unless it can be successfully demonstrated the operations can be performed without a **10-minute** queue in traffic. It shall be the responsibility of the engineer to determine if the work hours shown below may be modified. Working hours for evenings, weekends and holidays will be determined by the engineer. The contractor may work during the following listed hours:

Route 100 Eastbound and Westbound (Short Term):

Single lane closures are allowed from **9:00 am to 3:00 pm**, and **7:00 pm to 6:00 am**

Asphalt paving operations are allowed during nighttime hours only: **7:00 pm to 6:00 am**

Route 100 Eastbound and Westbound (Long Term):

Single lane closures are allowed for up to **60 consecutive days eastbound** and for up to **60 consecutive days westbound**. There may be overlap or concurrent operations in eastbound and westbound directions. Once the work in a direction of travel begins, the contractor shall reopen the lanes in that direction within 60 days.

3.4 Paving operations shall be completed during nighttime hours only. **Nighttime hours shall be from 7:00 p.m. to 6:00 a.m. for this project.**

3.5 Paving operations shall be completed during nighttime hours only. Nighttime hours shall be from 7:00 p.m. to 6:00 a.m. for this project.

3.5.1 The said liquidated damages specified will be assessed regardless if it would otherwise be charged as liquidated damages under the Missouri Standard Specification for Highway Construction, as amended elsewhere in this contract.

4.0 Detours and Lane Closures.

4.1 When a changeable message sign (CMS) is provided, the contractor shall use the CMS to notify motorists of future traffic disruption and possible traffic delays one week before traffic is

shifted to a detour or prior to lane closures. The CMS shall be installed at a location as approved or directed by the engineer. If a CMS with Communication Interface is required, then the CMS shall be capable of communication prior to installation on right of way. All messages planned for use in the work zone shall be approved and authorized by the engineer or its designee prior to deployment. When permanent dynamic message signs (DMS) owned and operated by MoDOT are located near the project, they may also be used to provide warning and information for the work zone. Permanent DMS shall be operated by the TMC, and any messages planned for use on DMS shall be approved and authorized by the TMC at least 72 hours in advance of the work.

4.2 At least one lane of traffic in each direction shall be maintained at all times except for brief intervals of time required when the movement of the contractor's equipment will seriously hinder the safe movement of traffic. Periods during which the contractor will be allowed to interrupt traffic will be designated by the engineer.

5.0 Basis of Payment. No direct payment will be made to the contractor to recover the cost of equipment, labor, materials, or time required to fulfill the above provisions, unless specified elsewhere in the contract document. All authorized changes in the traffic control plan shall be provided for as specified in Sec 616.

D. Liquidated Damages Specified JSP-93-28A

1.0 Description. If the lane closures for the widening work is not complete and open to traffic on or before **60 consecutive days per direction of travel of the long term lane closure**, the Commission, the traveling public, and state and local police and governmental authorities will be damaged in various ways, including but not limited to, increased construction administration cost, potential liability, traffic and traffic flow regulation cost, traffic congestion and motorist delay, with its resulting cost to the traveling public. These damages are not reasonably capable of being computed or quantified. Therefore, the contractor will be charged with liquidated damages specified in the amount of **\$2,000.00 per day for each day or partial day thereof, that the lane remains closed per direction** and is not open to traffic in excess of the limitation as specified elsewhere in this special provision. It shall be the responsibility of the engineer to determine the quantity of excess closure time.

1.1 The said liquidated damages specified will be assessed regardless of whether it would otherwise be charged as liquidated damages under the Missouri Standard Specification for Highway Construction, as amended elsewhere in this contract.

E. Project Contact for Contractor/Bidder Questions JSP-96-05

All questions concerning this project during the bidding process shall be forwarded to the project contact listed below.

*Stuart McNeil, Transportation Project Manager
MoDOT, St. Louis District
1590 Woodlake Drive
Chesterfield, MO 63017*

*Telephone Number: (314) 453-5042
Email: Stuart.McNeil@modot.mo.gov*

All questions concerning the bid document preparation can be directed to the Central Office – Design at (573) 751-2876.

F. Emergency Provisions and Incident Management JSP-90-11A

1.0 The contractor shall have communication equipment on the construction site or immediate access to other communication systems to request assistance from law enforcement or other emergency agencies for incident management. In case of traffic accidents or the need for law enforcement to direct or restore traffic flow through the job site, the contractor shall notify law enforcement or other emergency agencies immediately as needed. The area engineer's office shall also be notified when the contractor requests emergency assistance.

2.0 In addition to the 911 emergency telephone number for ambulance, fire or law enforcement services, the following agencies may also be notified for accident or emergency situation within the project limits.

Missouri Highway Patrol (C) 636-300-2800		
City of Wildwood	Metro West	
Police: 636-458-9194	Fire: 636-458-2100	

2.1 This list is not all inclusive. Notification of the need for wrecker or tow truck services will remain the responsibility of the appropriate law enforcement agency.

2.2 The contractor shall notify law enforcement and emergency agencies before the start of construction to request their cooperation and to provide coordination of services when emergencies arise during the construction at the project site. When the contractor completes this notification with law enforcement and emergency agencies, a report shall be furnished to the engineer on the status of incident management.

3.0 No direct pay will be made to the contractor to recover the cost of the communication equipment, labor, materials or time required to fulfill the above provisions.

G. Utilities

1.0 For informational purposes only, the following is a list of names, addresses, and telephone numbers of the known utility companies in the area of the construction work for this improvement:

<u>Utility Name</u>	<u>Known Required Adjustment</u>
Ameren Missouri 1901 Choteau Avenue St. Louis, MO 63103 Contact: Les Nolan Telephone: 314-992-8903	No - Power drops for intersection lighting to be coordinated by roadway contractor.
AT&T 12851 Manchester Road Des Peres, MO 63131 Contact: Justin Courtouise Telephone: 636-448-2136	No
Spectrum 815 Charter Commons Town & Country, MO 63017 Contact: Austin Becker Telephone: 314-393-3317	No
Missouri American Water 727 Craig Road St. Louis, MO 63141 Contact: Dave Pruitt Telephone: 314-996-2247	No
Spire Energy 700 Market Street St. Louis, MO 63101 Contact: Brian Langenbacher Telephone: 314-713-6572	No
Windstream 3540 SW 61 st St. Des Moines, IA 50321 Contact: Alan Thomas Telephone: 515-559-4031	No

1.1 The existence and approximate location of utility facilities known to exist, as shown on the plans, are based upon the best information available to the Local Public Agency at this time. This information is provided by the Local Public Agency "as-is" and the Local Public Agency expressly disclaims any representation or warranty as to the completeness, accuracy, or suitability of the

information for any use. Reliance upon this information is done at the risk and peril of the user, and the Commission shall not be liable for any damages that may arise from any error in the

information. It is, therefore, the responsibility of the contractor to verify the above listing information indicating existence, location and status of any facility. Such verification includes direct contact with the listed utilities.

1.2 The contractor agrees that any effects of the presence of the utilities, their relocation, contractor's coordination of work with the utilities and any delay in utility relocation shall not be compensable as a suspension of work, extra work, a change in the work, as a differing site condition or otherwise including but, without limitation, delay, impact, incidental or consequential damages. The contractor's sole remedy for the effects of the presence of utilities, delay in their relocation or any other effects shall be an excusable delay as provided in Section 105.7.3. The contractor waives, for itself, its subcontractors and suppliers the compensability of the presence of utilities, delay in their relocation and any cost to the contractor, its subcontractors and suppliers in any claim or action arising out of or in relation to the work under the contract.

1.3 The contractor shall be solely responsible and liable for incidental and consequential damage to any utility facilities or interruption of the service caused by it or its subcontractors operation. The contractor shall hold and save harmless the Local Public Agency from damages to any utility facilities interruption of service by it or its subcontractor's operation.

2.0 It shall be noted by the contractor that MoDOT is a member of Missouri One Call (800 Dig Rite). Some work on this project may be in the vicinity of MoDOT utility facilities, which includes but is not limited to traffic signal cables, highway lighting circuits, ITS cables, cathodic protection cables, etc. Prior to beginning work, the contractor shall request locates from Missouri One Call. The contractor shall also complete (if project is on MoDOT ROW) the Notice of Intent to Perform Work form located at the Missouri Department of Transportation website:

<https://www.modot.org/intent-work>

The contractor shall submit the form over the web (preferred method) or call 888-275-6636 (ASK MoDOT). The notice must be submitted a minimum of 2 and a maximum of 10 working days prior to excavation just as Missouri One Call requires.

H. Alternates for Pavements JSP-96-04G

1.0 Description. This work shall consist of a pavement composed of either portland cement concrete or asphaltic concrete, constructed on a prepared subgrade in accordance with the standard specifications and in conformity with the lines, grades, thickness and typical cross sections shown on the plans or established by the engineer.

1.1 Separate pay items, descriptions and quantities are included in the itemized proposal for each of the alternates. The bidder shall only bid one of the alternates and leave the contract unit price column blank for any pay item listed for any other alternate. If the bidder leaves any value in the unit price column for another alternate other than the one they are bidding, the bid will be rejected.

2.0 Mainline Pavements

2.0.1 A sum of \$203,800.00 will be added by the Commission to the total bid using an asphalt alternate for the (*Mainline/Route 100/ Alternate A*) pavement for bid comparison purposes to factor in life cycle cost analysis of the roadway. The additional amount added will not represent any additional payment to be made to the successful bidder and is used only for determining the low bid.

2.2 The quantities shown for each alternate reflect the total square yards of pavement surface designated for alternate pavement types as computed and shown on the plans. No additional payment will be made for asphaltic concrete mix quantities to construct the required 1:1 slope along the edge of the pavement, or for tack applied between lifts of asphalt.

2.3 The grading shown on the plans was designed for the (*thicker*) pavement alternate.

2.4 Pavement alternates composed of Portland cement concrete shall have contrast pavements for intermittent markings (skips), dotted lines, and solid intersection lane lines. The pavement markings shall comply with Sec 620. No additional payment will be for the contrast pavement markings.

3.0 Method of Measurement. The quantities of concrete pavement will be measured in accordance with Sec 502.14. The quantities of asphaltic concrete pavement will be measured in accordance with Sec 403.22.

4.0 Basis of Payment. The accepted quantity of the chosen alternate and other associated items will be paid for at the unit price for each of the appropriate pay items included in the contract. For the asphalt alternate all expenses incurred by the contractor by reason of their compliance with this provision shall be considered as completely covered by the contract unit price for the following:

Item No. 403-99.05, Misc "11.5 IN ASPHALTIC CONCRETE PAVEMENT, SP 125CLP, SP 125C, SP190C", per square yard

4.1 For projects with previously graded roadbeds, any additional quantities required to bring the roadway subgrade to the proper elevation will be considered completely covered by the pay item for Subgrading and Shouldering.

4.2 For projects with grading in the contract, there will be no adjustment of the earthwork quantities due to adjusting the roadway subgrade for alternate pavements.

I. Supplemental Revisions JSP-18-01EE

- Compliance with [2 CFR 200.216 – Prohibition on Certain Telecommunications and Video Surveillance Services or Equipment](#).

The Missouri Highways and Transportation Commission shall not enter into a contract (or extend or renew a contract) using federal funds to procure or obtain equipment, services, or systems that uses covered telecommunications equipment or services as substantial or as critical technology as part of any system where the video surveillance and telecommunications equipment was

produced by Huawei Technologies Company, ZTE Corporation, Hytera Communications Corporation, Hangzhou Hikvision Digital Technology Company, or Dahua Technology Company (or any subsidiary or affiliate of such entities).

- Stormwater Compliance Requirements

1.0 Description. This provision requires the contractor to provide a Water Pollution Control Manager (WPCM) for any project that includes land disturbance on the project site and the total area of land disturbance, both on the project site, and all Off-site support areas, is one (1) acre or more. Regardless of the area of Off-site disturbance, if no land disturbance occurs on the project site, these provisions do not apply. When a WPCM is required, all sections within this provision shall be applicable, including assessment of specified Liquidated Damages for failure to correct Stormwater Deficiencies, as specified herein. This provision is in addition to any other stormwater, environmental, and land disturbance requirements specified elsewhere in the contract.

1.1 Definitions. The project site is defined as all areas designated on the plans, including temporary and permanent easements. The project site is equivalent to the “permitted site”, as defined in MoDOT’s State Operating Permit. An Off-site area is defined as any location off the project site the contractor utilizes for a dedicated project support function, such as, but not limited to, staging area, plant site, borrow area, or waste area.

1.2 Reporting of Off-Site Land Disturbance. If the project includes any planned land disturbance on the project site, prior to the start of work, the contractor shall submit a written report to the engineer that discloses all Off-site support areas where land disturbance is planned, the total acreage of anticipated land disturbance on those sites, and the land disturbance permit number(s). Upon request by the engineer, the contractor shall submit a copy of its land disturbance permit(s) for Off-site locations. Based on the total acreage of land disturbance, both on and Off-site, the engineer shall determine if these Stormwater Compliance Requirements shall apply. The Contractor shall immediately report any changes to the planned area of Off-site land disturbance. The Contractor is responsible for obtaining its own separate land disturbance permit for Off-site areas.

2.0 Water Pollution Control Manager (WPCM). The Contractor shall designate a competent person to serve as the Water Pollution Control Manager (WPCM) for projects meeting the description in Section 1.0. The Contractor shall ensure the WPCM completes all duties listed in Section 2.1.

2.1 Duties of the WPCM:

- (a) Be familiar with the stormwater requirements including the current MoDOT State Operating Permit for construction stormwater discharges/land disturbance activities; MoDOT’s statewide Stormwater Pollution Prevention Plan (SWPPP); the Corps of Engineers Section 404 Permit, when applicable; the project specific SWPPP, the Project’s Erosion & Sediment Control Plan; all applicable special provisions, specifications, and standard drawings; and this provision;
- (b) Successfully complete the MoDOT Stormwater Training Course within the last 4 years. The MoDOT Stormwater Training is a free online course available at MoDOT.org;

- (c) Attend the Pre-Activity Meeting for Grading and Land Disturbance and all subsequent Weekly Meetings in which grading activities are discussed;
- (d) Oversee and ensure all work is performed in accordance with the Project-specific SWPPP and all updates thereto, or as designated by the engineer;
- (e) Review the project site for compliance with the Project SWPPP, as needed, from the start of any grading operations until final stabilization is achieved, and take necessary actions to correct any known deficiencies to prevent pollution of the waters of the state or adjacent property owners prior to the engineer's weekly inspections;
- (f) Review and acknowledge receipt of each MoDOT Inspection Report (Land Disturbance Inspection Record) for the Project within forty eight (48) hours of receiving the report and ensure that all Stormwater Deficiencies noted on the report are corrected as soon as possible, but no later than stated in Section 5.0.

3.0 Pre-Activity Meeting for Grading/Land Disturbance and Required Hold Point. A Pre-Activity meeting for grading/land disturbance shall be held prior to the start of any land disturbance operations. No land disturbance operations shall commence prior to the Pre-Activity meeting except work necessary to install perimeter controls and entrances. Discussion items at the pre-activity meeting shall include a review of the Project SWPPP, the planned order of grading operations, proposed areas of initial disturbance, identification of all necessary BMPs that shall be installed prior to commencement of grading operations, and any issues relating to compliance with the Stormwater requirements that could arise in the course of construction activity at the project.

3.1 Hold Point. Following the pre-activity meeting for grading/land disturbance and subsequent installation of the initial BMPs identified at the pre-activity meeting, a Hold Point shall occur prior to the start of any land disturbance operations to allow the engineer and WPCM the time needed to perform an on-site review of the installation of the BMPs to ensure compliance with the SWPPP is met. Land disturbance operations shall not begin until authorization is given by the engineer.

4.0 Inspection Reports. Weekly and post run-off inspections will be performed by the engineer and each Inspection Report (Land Disturbance Inspection Record) will be entered into a web-based Stormwater Compliance database. The WPCM will be granted access to this database and shall promptly review all reports, including any noted deficiencies, and shall acknowledge receipt of the report as required in Section 2.1 (f.).

5.0 Stormwater Deficiency Corrections. All stormwater deficiencies identified in the Inspection Report shall be corrected by the contractor within 7 days of the inspection date or any extended period granted by the engineer when weather or field conditions prohibit the corrective work. If the contractor does not initiate corrective measures within 5 calendar days of the inspection date or any extended period granted by the engineer, all work shall cease on the project except for work to correct these deficiencies, unless otherwise allowed by the engineer. All impact costs related to this halting of work, including, but not limited to stand-by time for equipment, shall be borne by the Contractor. Work shall not resume until the engineer approves the corrective work.

5.1 Liquidated Damages. If the Contractor fails to complete the correction of all Stormwater Deficiencies listed on the MoDOT Inspection Report within the specified time limit, the Commission will be damaged in various ways, including but not limited to, potential liability, required mitigation, environmental clean-up, fines, and penalties. These damages are not

reasonably capable of being computed or quantified. Therefore, the contractor will be charged with liquidated damages specified in the amount of \$2,000 per day for failure to correct one or more of the Stormwater Deficiencies listed on the Inspection Report within the specified time limit. In addition to the stipulated damages, the stoppage of work shall remain in effect until all corrections are complete.

6.0 Basis of Payment. No direct payment will be made for compliance with this provision.

- **Delete Sec 106.9 in its entirety and substitute the following:**

106.9 Buy America Requirement. On all federal-aid projects, the contractor's attention is directed to Title 23 CFR 635.410 Buy America Requirements and the Bipartisan Infrastructure Law (2021) Build America, Buy America Act Publication L. No. 117-58 regarding Buy America provisions on the procurement of foreign products and materials. Where steel or iron products or construction materials consisting primarily of non-ferrous metals, plastic and polymer-based products, glass, lumber or drywall are to be permanently incorporated into the contract work, these material shall be manufactured in the USA except for "minor usage" as described herein. Furthermore, any coating process of the steel or iron shall be performed in the USA. The use of pig iron and processed, pelletized and reduced iron ore manufactured outside of the USA will be permitted in the domestic manufacturing process for steel or iron material.

106.9.1 Any sources other than the USA as defined will be considered foreign. The required domestic manufacturing process shall include formation of ingots and any subsequent process. Coatings shall include any surface finish that protects or adds value to the product.

106.9.2 "Minor usage" of the above products or coating processes will be permitted, provided the cost of such products does not exceed 1/10 of one percent of the total contract cost or \$2,500.00, whichever is greater. If foreign steel, iron or coating processes are used, invoices to document the cost of the foreign portion, as delivered to the project, shall be provided and the engineer's written approval obtained prior to placing the material in any work.

106.9.3 Buy America requirements include a step certification for all fabrication processes of all mentioned materials that are accepted per Sec 1000.

106.9.3.1 Items designated as Category 1 will consist of steel girders, piling, and reinforcing steel installed on site. Category 1 items require supporting documentation prior to incorporation into the project showing all steps of manufacturing, including coating, as being completed in the United States and in accordance with CFR Title 23 Section 635.410 Buy America Requirements. This includes the Mill Test Report from the original producing steel mill and certifications documenting the manufacturing process for all subsequent fabrication, including coatings. The certification shall include language that certifies the following. That all steel and iron materials permanently incorporated in this project was procured and processed domestically and all manufacturing processes, including coating, as being completed in the United States and in accordance with CFR Title 23 Section 635.410.

106.9.3.2 Items designated as Category 2 will include all other steel or iron products not in Category 1 and the construction materials under this requirement which are permanently incorporated in the project. Category 2 items shall consist of, but not be limited to items such as fencing, guardrail, signing, lighting and signal supports. The prime contractor is required to submit a material of origin form certification prior to incorporation into the project from the fabricator for

each item that the product is domestic. The Certificate of Materials Origin form ([link to certificate form](#)) from the fabricator must show all steps of manufacturing, including coating, as being completed in the United States and in accordance with CFR Title 23 Section 635.410 Buy America Requirements and be signed by a fabricator representative. The Engineer reserves the right to request additional information and documentation to verify that all Buy America requirements have been satisfied. These documents shall be submitted upon request by the Engineer and retained for a period of 3 years after the last reimbursement of the material.

106.9.3.3 Any minor miscellaneous construction material, steel or iron items that are not included in the materials specifications shall be certified by the prime contractor as being procured domestically. Examples of these items would be bolts for sign posts, anchorage inserts, etc. The certification shall read "I certify all materials permanently incorporated in this project covered under this provision have been to the best of my knowledge procured and all manufactured domestically." The certification shall be signed by an authorized representative of the prime contractor.

106.9.3.4 The National Transportation Product Evaluation Program (NTPEP) compliance program verifies that some non-iron and steel products fabrication processes conform to 23 CFR 635.410 Buy America Requirements and an acceptable standard per 23 CFR 635.410(d). NTPEP compliant suppliers will not be required to submit step certification documentation with the shipment for some selected non-iron and steel materials. The NTPEP compliant supplier shall maintain the step certification documentation on file and shall provide this documentation to the engineer upon request.

106.9.4 When permitted in the contract, alternate bids may be submitted for foreign steel and iron products. The award of the contract when alternate bids are permitted will be based on the lowest total bid of the contract based on furnishing domestic steel or iron products or 125 percent of the lowest total bid based on furnishing foreign steel or iron products. If foreign steel or iron products are awarded the contract, domestic steel or iron products may be used; however, payment will be at the contract unit price for foreign steel or iron products.

106.9.5 Basis of Payment. Any costs incurred by the contractor by reason of compliance with the above requirements shall be considered as included in and completely covered by the unit price bid for the various items of work included in the contract.

- Pavement Marking Paint Requirements for Standard Waterborne and Temporary

1.0 Description. High Build acrylic waterborne pavement marking paint shall be used in lieu of standard acrylic waterborne pavement marking paint for all Standard Waterborne Pavement Marking Paint items and all Temporary Pavement Marking Paint items. Paint thickness, bead type, bead application rate, retroreflectivity requirements, and all other specifications shall remain as stated in the Missouri Standard Specifications for Highway Construction, except as otherwise amended in the contract documents.

2.0 Material Requirements. Material requirements for Sec 620.20.2.5 Standard Waterborne Paint, and Sec 620.10.2 Temporary Pavement Marking Paint shall be per Sec 1048.20.1.2 High Build Acrylic Waterborne Pavement Marking Paint.

- **Delete paragraph 15.0 of the General Provision Disadvantaged Business Enterprise (DBE) Program Requirements and substitute the following:**

15.0 Data Collection from Bidders for DBE and Non-DBE Subcontractors, Suppliers, Manufacturers and/or Brokering used and not used in bids during the reporting period.

MoDOT is a recipient of federal funds and is required by 49 CFR 26.11, to provide data about its DBE program. The information shall consist of all subcontractor quoting received for actual use and of consideration by the prime bidder. MoDOT will be requesting this information from bidding prime contractors and will provide prime bidders a form to submit the data by the last day of each month for the current letting. The information shall only include the names of both DBE and non-DBE companies that the prime bidders received quotes. MoDOT will then contact the DBEs and non-DBE subcontractors and request additional information from DBE and non-DBE subcontractors including current year of gross receipts and number of years in business. The information provided by the prime bidders shall not include any bid quote pricing regardless if it was used or not. This information will aid MoDOT in the determination of the availability of DBEs and will be used in subsequent availability studies.

- Third-Party Test Waiver for Concrete Aggregate

1.0 Description. Third party tests may be allowed for determining the durability factor for concrete pavement and concrete masonry aggregate.

2.0 Material. All aggregate for concrete shall be in accordance with Sec 1005.

2.1 MoDOT personnel shall be present at the time of sampling at the quarry. The aggregate sample shall be placed in an approved tamper-evident container (provided by the quarry) for shipment to the third-party testing facility.

2.2 AASHTO T 161 Method B Resistance of Concrete to Rapid Freezing and Thawing, shall be used to determine the aggregate durability factor. All concrete beams for testing shall be 3-inch wide by 4-inch deep by 16-inch long or 3.5-inch wide by 4.5-inch deep by 16-inch long. All beams for testing shall receive a 35-day wet cure fully immersed in saturated lime water prior to initiating the testing process.

2.3 Concrete test beams shall be made using a MoDOT approved concrete pavement mix design.

3.0 Testing Facility Requirements. All third-party test facilities shall meet the requirements outlined in this provision.

3.1 The testing facility shall be AASHTO accredited.

3.1.1 For tests ran after January 1, 2025, accreditation documentation shall be on file with the Construction and Materials Division prior to any tests being performed.

3.1.2 Construction and Materials Division may consider tests completed prior to January 1, 2025, to be acceptable if all sections of this provision are met, with the exception of 3.1.1. Accreditation documentation shall be provided with the test results for tests completed prior to January 1, 2025. No tests completed prior to September 1, 2024, will be accepted.

3.2 The testing facility shall provide their testing process, list of equipment, equipment calibration documentation, and testing certifications or qualifications of technicians performing the AASHTO T 161 Procedure B tests. The testing facility shall provide details on their freezing and thawing

apparatus including the time and temperature profile of their freeze-thaw chamber. The profile shall include the temperature set points throughout the entirety of the freeze-thaw cycle. The profile shall show the cycle time at which the apparatus drains/fills with water and the cycle time at which the apparatus begins cooling the specimens.

3.3 Results, no more than five years old, from the third-party test facility shall compare within ± 2.0 percent of an independent test from another AASHTO accredited test facility or with MoDOT test records, in order to be approved for use (e.g. test facility results in a durability factor of 79, MoDOT's recent durability test factor is 81; this compared within +2 percent). The independent testing facility shall be in accordance with this provision. The comparison test can be from a different sample of the same ledge combination.

3.4 When there is a dispute between the third party durability test results and MoDOT durability test results, the MoDOT durability test result shall govern.

3.5 Test results shall be submitted to MoDOT's Construction and Materials division electronically for final approval. Test results shall include raw data for all measurements of relative modulus of elasticity and percent length change for each individual concrete specimen. Raw data shall include initial measurements made at zero cycles and every subsequent measurement of concrete specimens. Raw data shall include the cycle count and date each measurement was taken. Test results shall also include properties of the concrete mixture as required by AASHTO T 161. This shall include the gradation of the coarse aggregate sample. If AASHTO T 152 is used to measure fresh air content, then the aggregate correction factor for the mix determined in accordance with AASHTO T 152 shall also be included.

4.0 Method of Measurement. There is no method of measurement for this provision. The testing requirements and number of specimens shall be in accordance with AASHTO T 161 Procedure B.

5.0 Basis of Payment. No direct payment will be made to the contractor or quarry to recover the cost of aggregate samples, sample shipments, testing equipment, labor to prepare samples or test samples, or developing the durability report.

J. Contractor Quality Control NJSP-15-42

1.0 The contractor shall perform Quality Control (QC) testing in accordance with the specifications and as specified herein. The contractor shall submit a Quality Control Plan (QC Plan) to the engineer for approval that includes all items listed in Section 2.0, prior to beginning work.

2.0 Quality Control Plan.

- (a) The name and contact information of the person in responsible charge of the QC testing.
- (b) A list of the QC technicians who will perform testing on the project, including the fields in which they are certified to perform testing.
- (c) A proposed independent third party testing firm for dispute resolution, including all contact information.
- (d) A list of Hold Points, when specified by the engineer.
- (e) The MoDOT Standard Inspection and Testing Plan (ITP). This shall be the version that is posted at the time of bid on the MoDOT website (www.modot.org/quality).

3.0 Quality Control Testing and Reporting. Testing shall be performed per the test method and frequency specified in the ITP. All personnel who perform sampling or testing shall be certified in the MoDOT Technician Certification Program for each test that they perform.

3.1 Reporting of Test Results. All QC test reports shall be submitted as soon as practical, but no later than the day following the test. Test data shall be immediately provided to the engineer upon request at any time, including prior to the submission of the test report. No payment will be made for the work performed until acceptable QC test results have been received by the engineer and confirmed by QA test results.

3.1.1 Test results shall be reported on electronic forms provided by MoDOT. Forms and Contractor Reporting Excel2Oracle Reports (CRE2O) can be found on the MoDOT website. All required forms, reports and material certifications shall be uploaded to a Microsoft SharePoint® site provided by MoDOT, and organized in the file structure established by MoDOT.

3.2 Non-Conformance Reporting. A Non-Conformance Report (NCR) shall be submitted by the contractor when the contractor proposes to incorporate material into the work that does not meet the testing requirements or for any work that does not comply with the contract terms or specifications.

3.2.1 Non-Conformance Reporting shall be submitted electronically on the Non-Conformance Report form provided on the MoDOT Website. The NCR shall be uploaded to the MoDOT SharePoint® site and an email notification sent to the engineer.

3.2.2 The contractor shall propose a resolution to the non-conforming material or work. Acceptance of a resolution by the engineer is required before closure of the non-conformance report.

4.0 Work Planning and Scheduling.

4.1 Two-week Schedule. Each week, the contractor shall submit to the engineer a schedule that outlines the planned project activities for the following two-week period. The two-week schedule shall detail all work and traffic control events planned for that period and any Hold Points specified by the engineer.

4.2 Weekly Meeting. When work is active, the contractor shall hold a weekly project meeting with the engineer to review the planned activities for the following week and to resolve any outstanding issues. Attendees shall include the engineer, the contractor superintendent or project manager and any foreman leading major activities. This meeting may be waived when, in the opinion of the engineer, a meeting is not necessary. Attendees may join the meeting in person, by phone or video conference.

4.3 Pre-Activity Meeting. A pre-activity meeting is required in advance of the start of each new activity, except when waived by the engineer. The purpose of this meeting is to review construction details of the new activity. At a minimum, the discussion topics shall include: safety precautions, QC testing, traffic impacts, and any required Hold Points. Attendees shall include the engineer, the contractor superintendent and the foreman who will be leading the new activity. Pre-activity meetings may be held in conjunction with the weekly project meeting.

4.4 Hold Points. Hold Points are events that require approval by the engineer prior to continuation of work. Hold Points occur at definable stages of work when, in the opinion of the engineer, a review of the preceding work is necessary before continuation to the next stage.

4.4.1 A list of typical Hold Point events is available on the MoDOT website. Use of the Hold Point process will only be required for the project-specific list of Hold Points, if any, that the engineer submits to the contractor in advance of the work. The engineer may make changes to the Hold Point list at any time.

4.4.2 Prior to all Hold Point inspections, the contractor shall verify the work has been completed in accordance with the contract and specifications. If the engineer identifies any corrective actions needed during a Hold Point inspection, the corrections shall be completed prior to continuing work. The engineer may require a new Hold Point to be scheduled if the corrections require a follow-up inspection. Re-scheduling of Hold Points require a minimum 24-hour advance notification from the contractor unless otherwise allowed by the engineer.

5.0 Quality Assurance Testing and Inspection. MoDOT will perform quality assurance testing and inspection of the work, except as specified herein. The contractor shall utilize the inspection checklists provided in the ITP as a guide to minimize findings by MoDOT inspection staff. Submittal of completed checklists is not required, except as specified in 5.1.

5.1 Inspection and testing required in the production of concrete for the project shall be the responsibility of the contractor. Submittal of the 501 Concrete Plant Checklist is required.

6.0 Basis of Payment. No direct payment will be made for compliance with this provision.

K. Removal and Delivery of Existing Signs JSP-12-01C

1.0 Description. All Commission-owned signs removed from the project shall be disassembled, stored, transported, and disposed of as specified herein. Sign supports, structures and hardware removed from the project shall become the property of the contractor.

2.0 Disassembly and Delivery.

2.1 All Commission-owned signs, (excluding abandoned billboard signs), designated for removal in the plans, or any other signs designated by the Engineer, shall be removed from the sign supports and structures, disassembled, stored, transported, and delivered by the contractor to the recycling center for destruction.

2.2 The contractor shall coordinate and make arrangements with the recycling center for delivery of the signs. Sign panels shall be disassembled and/or cut into sizes as required by the recycling center.

2.3 The contractor shall provide the Engineer with a "Sign Delivery Certification" attesting to completion of delivery of all existing sign material from the project to the recycler. In addition, the contractor shall provide to the Engineer a final "Sign Certification of Destruction" from the recycler that documents the total pounds of scrap sign material received from the project and attests that all such material will not be re-purposed and will be destroyed in a recycling process. The contractor can locate the required certification statements from the Missouri Department of Transportation website:

<https://www.modot.org/forms-contractor-use>

2.4 Funds received from the disposal of the signs from the recycling center shall be retained by the Contractor.

3.0 Basis of Payment. All costs associated with removing, disassembling and/or cutting, storing, transporting, and disposing of signs shall be considered as completely covered by the contract unit price for Item No. 202-20.10, "Removal of Improvements", per lump sum.

L. Temporary Long-Term Rumble Strips JSP-13-04C

1.0 Description. The work shall include furnishing, installing, maintaining and removing long-term rumble strips, as shown in the plans, or as designated by the engineer.

2.0 Material.

2.1 The long-term rumble strips shall be 10 feet to 12 feet in length, fabricated from a polymer material, and be orange in color.

2.2 The long-term rumble strips shall have a minimum width of 4 inches, but no greater than 6 inches. The long-term rumble strips shall have a minimum thickness of 0.25 inch, but no greater than 0.50 inch.

2.3 The long-term rumble strips shall have a pre-applied adhesive backing for securing to the asphalt or concrete roadway surface.

3.0 Construction. Long-term rumble strips layout and spacing shall be in accordance with the plans or as approved by the engineer. The long-term rumble strips shall be installed and removed in accordance with manufacturer's recommendation. The contractor shall monitor and repair, and maintain if necessary the long-term rumble strips until removed.

3.1 Each set shall consist of five individual strips spaced ten to twelve feet on center.

3.2 The long-term rumble strips removal process shall not damage the roadway surface. If any damage occurs to the pavement during the removal of long-term rumble strips, the contractor shall replace or repair the damaged pavement at no cost to the Commission.

4.0 Method of Measurement. Measurement of long-term rumble strips will be per each complete set of five strips.

5.0 Basis of Payment. The accepted quantity of Temporary Long-Term Rumble Strips sets will be paid for at the contract unit price for 616-20.02, Temporary Long-Term Rumble Strips, per each set. The long-term rumble strips unit bid price shall include the cost of all labor, equipment and materials to install, maintain, and remove the rumble strips.

M. Misc. Merge Left Arrow

1.0 Description. This work shall consist of furnishing and installing preformed thermoplastic pavement marking as shown on the plans or as directed by the engineer.

2.0 General

The manufacturer must be ISO 9001:2008 certified and provide proof of current certification. The scope of the certification shall include manufacture of preformed thermoplastic marking materials.

Use only materials that meets the state specifications and approved by the engineer and meeting the following requirements.

2.1 The markings must be a resilient white, yellow, or other color thermoplastic product with uniformly distributed glass beads throughout the entire cross sectional area. The markings must be resistant to the detrimental effects of motor fuels, lubricants, hydraulic fluids, antifreeze, etc. Lines, legends and symbols are capable of being affixed to bituminous and/or portland cement concrete pavements by the use of the normal heat of a propane torch. Other colors shall be available as required.

2.2 The markings must be capable of conforming to pavement contours, breaks and faults through the action of traffic at normal pavement temperatures. The markings shall have resealing characteristics, such that it is capable of fusing with itself and previously applied thermoplastic when heated with the torch.

2.3 The markings shall not have minimum ambient and road temperature requirements for application, storage, or handling.

2.4 The preformed thermoplastic markings shall be placed in protective plastic film with cardboard stiffeners where necessary to prevent damage in transit. Linear material must be cut to a maximum of 3' long pieces. Legends and symbols must also be supplied in flat pieces. The cartons in which packed shall be non-returnable and shall not exceed 40" in length and 25" in width, and be labeled for ease of identification. The weight of the individual carton must not exceed seventy (70) pounds. A protective film around the box must be applied in order to protect the material from rain or premature aging.

3.0 Material. Must be composed of an ester modified rosin resistant to degradation by motor fuels, lubricants etc. in conjunction with aggregates, pigments, binders and glass beads which have been factory produced as a finished product, and meets the requirements of the current edition of the Manual on Uniform Traffic Control Devices for Streets and Highways. The thermoplastic material conforms to AASHTO designation M249, with the exception of the relevant differences due to the material being supplied in a preformed state.

3.1 Graded Glass Beads.

3.1.1 The material must contain a minimum of thirty percent (30%) intermixed graded glass beads by weight. The intermixed beads shall be conforming to AASHTO designation M247, with minimum 80% true spheres and minimum refractive index of 1.50.

3.1.2 The material must have factory applied coated surface beads in addition to the intermixed beads at a rate of 1 lb. (\pm 10%) per 10 sq. ft. These factory applied coated surface beads shall have a minimum of 90% true spheres, minimum refractive index of 1.50, and meet the following gradation.

Size Gradation		Retained , %	Passing, %
US Mesh		μ m	
12	1700	0 - 2%	98 - 100%
14	1400	0 - 3.5%	96.5 - 100%
16	1180	2 - 25%	75 - 98%
18	1000	28 - 63%	37 - 72%
20	850	63 - 72%	28 - 37%
30	600	67 - 77%	23 - 33%
50	300	89 - 95%	5 - 11%
80	200	97-100%	0 - 3%

3.2 Pigments.

3.2.1 White: The material shall be manufactured with sufficient titanium dioxide pigment to meet FHWA Docket No. FHWA-99-6190 Table 5 and Table 6 as revised and corrected.

3.2.2 Red, Blue, and Yellow: The material shall be manufactured with sufficient pigment to meet FHWA Docket No. FHWA-99-6190 Table 5 and Table 6 as revised and corrected. The yellow pigments must be organic and must be heavy-metal free.

3.2.3. Other Colors: The pigments must be heavy-metal free.

3.3 Heating indicators. The top surface of the material (same side as the factory applied surface beads) shall have regularly spaced indents. These indents shall act as a visual cue during application that the material has reached a molten state so satisfactory adhesion and proper bead embedment has been achieved and a post-application visual cue that the installation procedures have been followed.

3.4 Skid Resistance. The surface, with properly applied and embedded surface beads, must provide a minimum resistance value of 45 BPN when tested according to ASTM E 303.

3.5 Thickness. The material must be supplied at a minimum thickness of 125 mils (3.15 mm).

3.6 Versatility. As an option, turn arrows and combination arrows may come without surface applied glass beads, thus facilitating the use of those arrows as either left or right indicators, thereby reducing inventory requirements.

3.7 Environmental Resistance. The material must be resistant to deterioration due to exposure to sunlight, water, salt or adverse weather conditions and impervious to oil and gasoline.

3.8 Retroreflectivity. The material, when applied in accordance with manufacturer's guidelines, must demonstrate a uniform level of sufficient nighttime retroreflection when tested in accordance to ASTM E 1710. The applied material must have an initial minimum intensity reading of 500 mcd·m⁻²·lx⁻¹ for white and 300 mcd·m⁻²·lx⁻¹ for yellow as measured with an LTL-2000 or LTL-X Retroreflectometer.

Note: Initial retroreflection is affected by the amount of heat applied during installation. When ambient temperatures are such that greater amounts of heat are required for proper installation, initial retroreflection levels may be affected.

4.0 Application.

4.1 Asphalt. The materials shall be applied using the propane torch method recommended by the manufacturer. The material must be able to be applied without minimum requirements for ambient and road temperatures and without any preheating of the pavement to a specific temperature. The material must be able to be applied without the use of a thermometer. The pavement shall be clean, dry and free of debris. Supplier must enclose application instructions in English and Spanish with each box/package.

4.2 Portland Cement Concrete. The same application procedure shall be used as described under Section 4.1. However, a compatible primer sealer shall be applied before application to assure proper adhesion.

4.3 Preformed Thermoplastic Pavement Markings shall be installed in a groove, except markings that are to be installed on bridge decks. **Substitutions shall not be allowed.**

5.0 Method of Measurement. Measurement of 6-inch, and 12-inch pavement marking will be made to the nearest foot. Where intermittent lines or dotted lines are specified, deductions will be made for the gaps in pavement marking. Measurement of symbols, arrows and midblocks will be made per each.

6.0 Basis of Payment. All costs incurred by the contractor by reason of compliance to satisfy the above requirements shall be considered incidental to and completely covered by the contract unit price of pay Items as following:

Item No. 620-99.02 "MISC. Merge Left Arrow", per each

N. Relocation of Signs

1.0 Description. The contractor may be required to relocate existing sign faces.

2.0 Material.

2.1 The contractor shall handle the signs with care in removing them from their present location and moving them to the new locations shown in the plans. The contractor shall be responsible for replacing any signs damaged or lost by reason of their negligence as determined by the engineer.

2.2 The contractor shall furnish and install new signs posts, footings, and mounting hardware to reinstall the signs at the new locations. Existing posts and footings are to be removed and disposed of. New posts and footings shall be sized as shown in the plans.

3.0 Basis of Payment. All expenses incurred by the contractor by reason of their compliance with this provision shall be considered as completely covered by the contract unit price for the following:

Item No. 903-10.10, "CONCRETE FOOTINGS, EMBEDDED", per cubic yard

Item No. 903-12.10, "STRUCTURAL STEEL POSTS", per pound

Item No. 903-12.20, "PIPE POSTS", per pound

Item No. 903-12.70A, "2 IN. PSST POST – 12 GA.", per linear foot

Item No. 903-12.71A, "DRIVEN POST ANCHOR FOR 2 IN. PSST – 12 GA.", per each

Item No. 903-12.74, "CONCRETE POST ANCHOR FOR 2 IN. PSST – 7 GA.", per each

Item No. 903-12.80, "2.5 IN. PSST POST – 12 GA.", per linear foot

Item No. 903-12.81A, "DRIVEN POST ANCHOR FOR 2.5 IN. PSST – 7 GA.", per each

Item No. 903-12.72A, "2.25 IN. PSST POST INSERT (6 FT.) – 12 GA.", per each

Item No. 903-12.41, "BREAKAWAY ASSEMBLY", per each

O. Lump Sum Temporary Traffic Control JSP-22-01A

1.0 Delete Sec 616.11 and insert the following:

616.11 Method of Measurement. Measurement for relocation of post-mounted signs will be made to the nearest square foot of sign area only for the signs designated for payment on the plans. All other sign relocations shall be incidental. Measurement for construction signs will be made to the nearest square foot of sign area. Measurement will be made per each for each of the temporary traffic control items provided in the contract.

616.11.1 Lump Sum Temporary Traffic Control. No measurement will be made for temporary traffic control items grouped and designated to be paid per lump sum. The list of lump sum items provided in the plans or contract is considered an approximation and may be subject to change based on field conditions. This is not a complete list and may exclude quantities for duplicate

work zone packages used in simultaneous operations. The contractor shall provide all traffic control devices required to execute the provided traffic control plans for each applicable operation, stage, or phase. No measurement will be made for any additional signs or devices needed except for changes in the traffic control plan directed by the engineer.

2.0 Delete Sec 616.12 and insert the following:

616.12 Basis of Payment. All temporary traffic control devices authorized for installation by the engineer will be paid for at the contract unit price for each of the pay items included in the contract. Whether the devices are paid individually, or per lump sum, no direct payment will be made for the following:

- (a) Incidental items necessary to complete the work, unless specifically provided as a pay item in the contract.
- (b) Installing, operating, maintaining, cleaning, repairing, removing, or replacing traffic control devices.
- (c) Covering and uncovering existing signs and other traffic control devices.
- (d) Relocating temporary traffic control devices, including permanent traffic control devices temporarily relocated, unless specifically included as a pay item in the contract.
- (e) Worker apparel.
- (f) Flaggers, AFADs, PFDs, pilot vehicles, and appurtenances at flagging stations.
- (g) Furnishing, installing, operating, maintaining, and removing construction-related vehicle and equipment lighting.
- (h) Construction and removal of temporary equipment crossovers, including restoring pre-existing crossovers.
- (i) Provide and maintaining work zone lighting and work area lighting.

616.12.1 Lump Sum Temporary Traffic Control. Traffic control items grouped together in the contract or plans for lump sum payment shall be paid incrementally per Sec 616.12.1.1. Alternately, upon request from the contractor, the engineer will consider a modified payment schedule that more accurately reflects completion of traffic control work. No payment will be made for any additional signs or devices needed except for changes in the traffic control plan directed by the engineer. Additional items directed by the engineer will be paid for in accordance with Sec 109.4. No adjustment to the price will be made for overruns or underruns of other work or for added work that is completed within existing work zones.

616.12.1.1 Partial payments. For purposes of determining partial payments, the original contract amount will be the total dollar value of all original contract line items less the price for Lump Sum Temporary Traffic Control (LSTTC). If the contract includes multiple projects, this determination will be made for each project. Partial payments will be made as follows:

(a) The first payment will be made when five percent of the original contract amount is earned. The payment will be 50 percent of the price for LSTTC, or five percent of the original contract amount, whichever is less.

(b) The second payment will be made when 50 percent of the original contract amount is earned. The payment will be 25 percent of the price for LSTTC, or 2.5 percent of the original contract amount, whichever is less.

(c) The third payment will be made when 75 percent of the original contract amount is earned. The payment will be 20 percent of the price for LSTTC, or two percent of the original contract amount, whichever is less.

(d) Payment for the remaining balance due for LSTTC will be made when the contract has been accepted for maintenance or earlier as approved by the engineer.

616.12.1.2 Temporary traffic control will be paid for at the contract lump sum price for Item:

Item No.	Unit	Description
616-99.01	Lump Sum	Misc. Lump Sum Temporary Traffic Control

P. Truck Mounted Attenuator (TMA) for Stationary Activities JSP-23-04

1.0 Description. Provide and maintain Truck Mounted Attenuators (TMA) in accordance with Sec 612 and as specified herein.

2.0 Construction Requirements. Truck Mounted Attenuators (TMA) shall be used for the work activities indicated in the plans or specified herein.

2.1 Paving Operations. TMAs are to be used for all paving operations within the project limits. Specific locations are listed below.

- (a) Locations where flagger operations are required to close a lane for coldmilling or paving operations.
- (b) Locations where single lane closures are required for coldmilling or paving operations.

2.2 Pavement Marking. TMAs are to be used for all pavement marking operations within the project limits. Specific locations are listed below.

- (a) Locations where pavement markings are actively being placed.

2.2.1 No direct payment will be made for TMA's required on mobile operations.

3.0 Method of Measurement. No measurement will be made for Truck Mounted Attenuators (TMA).

4.0 Basis of Payment. Delete Sec 612.5.1 and substitute with the following:

612.5.1 No payment will be made for truck mounted attenuators (TMAs) used in mobile operations or for any TMAs designated as optional.

612.5.1.1 Payment for TMAs required for stationary work activities will be paid for at the contract unit bid price for Item 612-30.01, Truck Mounted Attenuator (TMA), per lump sum. The lump sum payment includes all work activities that require a TMA, regardless of the number of deployments, relocations, or length of time utilized. No payment will be made for repair or replacement of damaged TMAs.

Q. DBE Prompt Payment Reporting JSP-24-05B

1.0 Description.

1.1 This provision will only apply to contracts that have a Disadvantaged Business Enterprise (DBE) goal greater than 0% and have at least one DBE subcontractor.

1.2 MoDOT monitors the payments made by prime contractors and subcontractors to DBEs for compliance with DBE payment monitoring rules as outlined in 49 CFR 26.37. To facilitate this monitoring, MoDOT requires prime contractors to report their remitted payments to DBEs and subcontractors to report their remitted payments to lower-tier DBEs.

1.3 Tracking of DBE payments are made through the Signet™ application (Signet). Signet is a third-party service, supported by the vendor, for usage by the prime contractor and all subcontractors. Signet is only a reporting tool; it does not process financial transactions. MoDOT does not provide direct technical support for Signet. Information about Signet may be found at <https://signet-help.zendesk.com/hc/en-us>.

1.4 Upon completion of the first pay estimate on the contract, Signet will automatically send an email to the prime contractor prompting registration. The prime will be required to pay a one-time, fixed fee of \$1,000 for this contract directly to the Signet vendor. Use of Signet to track DBE payments will be available for the life of the contract, regardless of the contract value, contract duration, number of subcontractors, or payments reported. No additional fee will be charged to subcontractors that are required to report payments or DBEs that are required to verify payments through Signet. The contractor may also, at no additional cost, report payments through Signet to subcontractors that are not DBEs.

1.5 After each estimate, when contractor reporting of payments is complete, the subcontractor will receive an email notifying them of the payment and requesting verification of the reported payment. A subcontractor that has not completed registration with Signet will be prompted to do so at this time.

1.6 Users will be set up automatically based on information in MoDOT's vendor list. Additional users under each contractor may be added once registration has been completed within Signet. The current vendor list can be found at <https://www.modot.org/bid-opening-info>.

1.7 For purposes of this requirement, payer is defined as the prime contractor or subcontractor that reports a payment in Signet to a vendor that is either a subcontractor, trucker, manufacturer, regular dealer, or broker. Payee is defined as the vendor that receives notification of payment through Signet from the prime contractor or a higher-tier subcontractor. Payment is defined as issuing an Electronic Funds Transfer (EFT) or mailing a check to a payee.

2.0 Requirements. Payers must report remitted payment to DBEs within Signet, for work performed by the DBE subcontractor, DBE trucking, materials supplied from a DBE manufacturer, dealer, or broker, as well as a return of retainage (and/or other amounts withheld), within 15 calendar days.

2.1 Prime contractors must report remitted payments to DBEs within 15 calendar days of each payment it receives from MoDOT. Prime contractors must also report payments to non-DBE subcontractors if that subcontractor is making payment to a lower tier DBE subcontractor, trucker, manufacturer, regular dealer, or broker.

2.2 The payer must report the following information within Signet:

- a. The name of the payee.
- b. The dollar amount of the payment to the payee.
- c. The date the payment was made.
- d. Any retainage or other amount withheld (if any) and the reason for the withholding (if other than retainage).
- e. The DBE function performed for this payment (e.g., contracting, trucking, or supplying as a manufacturer, dealer, or broker).
- f. Other information required by Signet.

The payer must report its return of retainage (and/or other amounts withheld) in separate, standalone payment entries (i.e., without being comingled with a payment for work performed or materials supplied).

2.3 In the event that no work has been completed by a DBE during the estimate period, such that no payment is due to a DBE subcontractor, trucker, manufacturer, regular dealer, or broker, then the prime contractor will mark payment complete within Signet, and no other payments are required to be reported.

2.4 Each subcontractor making a payment to a lower-tier DBE must report remitted payments within Signet, as detailed in Section 2.2, within 15 days of receipt of each payment from the prime contractor.

2.5 DBE payees must verify in Signet each payment reported by a payer within 15 calendar days of the payment being reported by the payer. This verification includes whether the payment was received, and if so, whether it was as expected.

3.0 Basis of Payment. A fixed cost of \$1,000 will be paid on this contract for the required software to report payments to DBEs through Signet. Regardless of the number of projects in a contract, a single payment will be made under item 108-10.00, SIGNET DBE REPORTING, per lump sum. The engineer reserves the right to underrun this item for any reason. Any additional costs for registration, software, usage, time, labor, or other costs will be considered incidental and no direct payment will be made.

R. MoDOT's Construction Workforce Program NJSP-15-17A

1.0 Description.

1.1 Projects utilizing federal funds include contract provisions for minority and female workforce utilization in the various trade crafts used to complete construction contracts. These federal contract workforce goals are described in the section labeled "Notice of Requirement for Affirmative Action to Ensure Equal Employment Opportunity". These goals are included in all MoDOT federal aid contracts and are under the authorization and enforcement of the U.S. Department of Labor (US DOL).

1.2 The Federal workforce requirement (Goals – TABLE 1) is authorized in 41 CFR Part 60-4 and Executive Order 11246 which set Equal Employment Opportunity goals with Affirmative Action requirements.

1.3 The required federal aid workforce provisions noted above, coupled with the following additional contract provisions, constitute MoDOT's Construction Workforce Program herein called Program.

1.4 This provision does not require pre-qualification nor is it a condition of award.

1.5 The Program does not eliminate or limit any actions the US DOL may take in relation to this contract's federal provisions.

1.6 The Program goals included in the contract are separate from any Disadvantaged Business Enterprise (DBE) or On-The-Job (OJT) training provision that may be included as contract provisions. DBE and OJT goals may or may not be included in a contract based on the individual size of contracts, type of contract work, anticipated length of contract, available and willing resources or other reasons.

1.7 Contractor, for the purpose of this provision, means the prime contractor and any and all subcontractors.

1.8 It is expected that the contractor recognizes the construction workforce goals for both minority and female workers in the project's county and make efforts to attain those goals, if possible, through the existing workforce makeup of the prime (including subcontractors) that will be on the project and/or through hiring opportunities that may arise for the project. However, it is not the intent of this provision to compel any contractor to displace existing workforce or move workers around to just meet the workforce goals.

1.9 If the contractor's existing Missouri construction workforce meets or exceeds the federal workforce goals established in Table 1, then the OJT goal (Training Provision) if included in the contract, does not be apply.

1.10 Contractor's Workforce Plan. The Contractor shall submit its Workforce Plan a minimum of 1 week before construction starts. One plan shall be submitted for the project that shall include the cumulative planned workforce of the prime and subcontractor(s). The contractor shall prepare the plan, for total minority and female utilization, regardless of the craft. The Engineer will provide the Contractor with comments regarding their Workforce Plan prior to the start of construction. Once work starts, all monthly reporting shall include the craft of each worker reported. If the contractor's plan includes project manager, direct project support roles, project testers or other

project professionals, these designations should also be included in addition to the workers designated by craft such as laborer, operator, carpenter, ironworker and others.

1.11 The plan accepted by the engineer before the start of construction will be the effort expected of the prime contractor to maintain during the life of the project.

1.12 If the contractors planned project workforce plan (including OJT hours if included in the contract) is short of the goals included in Table 1, there is opportunity for the contractor to receive a reimbursement of \$10.00 / hour for any new project minority and female hires needed through the remainder of the project. The reimbursement is applicable to work that qualifies for prevailing wage under the federal Davis-Bacon Act, 40 U.S.C. §§ 3141–3148, in accordance with an approved workforce plan. Any reimbursement must be pre-approved by the Engineer. The reimbursement is provided as a remedy to the contractor and as an aid in the long-term growth of experienced persons in the building of roads and bridges in Missouri. The contractor shall manage the plan through the life of the project as described in the plan or as modified, in coordination with the Engineer. The total amount available per project is not capped.

1.13 The Contractor's workforce plan may include existing construction support and professional services staff.

2.0 Forms and Documentation. The bidder must submit the following documents if awarded the contract:

Cumulative Workforce Utilization Reports. This report is contract specific. One report shall be submitted to the Engineer by the 15th of each month. The report will be used to report the total workforce compliance data for the prime contractor and all subcontractors retained by the contractor on the Commission's construction contract. The reporting shall include the workforce hours per each craft broken down by gender and ethnicity. Construction Support, testing and other professional services hours shall be included as these hours are part of the overall plan. The report will include the previous month's hours worked for the project. For projects less than 60 days in length, only one report with total hours worked by classification is required at substantial completion of construction.

3.0 Methods for Securing Workforce Participation and Good Faith Efforts.

3.1 *By submitting a bid, the Bidder agrees, as a material term of the contract, to carry out MoDOT's Construction Workforce Program by making good-faith efforts to utilize minority and female workers on the contractor's job sites to the fullest extent consistent with submitting the lowest bid to MoDOT. The Bidder shall agree that the Program is incorporated into this document and agree to follow the Program. If a bidder is unable to meet the workforce goals at the time of bid, it shall be required to objectively demonstrate to MoDOT that the goals have been met or demonstrate a good faith effort has been made with the level of effort submitted prior to the start of construction.*

3.2 The Engineer, through consultation with MoDOT's External Civil Rights (ECR's) Division, may determine that the contractor has demonstrated that good-faith efforts to secure minority and female participation have been made.

3.3 In evaluating good-faith efforts, the ECR's Division will take into consideration the affirmative actions listed in the Federal Provisions (including provisions of Executive Order 11246).

3.4 MoDOT's Program allows the contractor flexibility to implement a project specific workforce and improve the diversity of their existing workforce that can be utilized across various areas of the state to meet future MoDOT Program goals and Federal Provisions.

3.5 If the contractor's approved plan changes during the project and/or the available workforce changes from what is approved at any time, it is the contractor's responsibility to remedy, in coordination with MoDOT's ECR Division, the conditions as outlined and made available through this provision.

4.0 Compliance Determination. (Required with project closeout) All documentation and on-site information will be reviewed by MoDOT's ECR Division in making a determination of whether the contractor made sufficient good faith efforts to meet the compliance with MoDOT's Construction Workforce Program.

5.0 Liquidated Damages. If the contractor elects to not submit a workforce plan prior to work starting or fails to fulfill their workforce plan committed to prior to the start of construction, the contractor will be required to establish a good-faith effort determination, as to why either of these events occurred. MoDOT may sustain damages, the exact extent of which would be difficult or impossible to ascertain, as this impacts the cost of future road and bridge construction. Therefore, in order to liquidate those damages, MoDOT shall be entitled, at its sole discretion, to deduct and withhold the following amounts: **The sum of one thousand five hundred (\$1,500)**

6.0 Administrative Reconsideration. The contractor shall be offered the opportunity for administrative reconsideration upon written request related to findings and/or actions determined by MoDOT's ECR's Division. The Administrative Reconsideration Committee shall be composed of individuals not involved in the original MoDOT determination(s).

7.0 Available Pre-Apprentice Training Programs. The Commission has established a labor force recruiting program intended to assist contractors in identifying, interviewing and hiring qualified job applicants. MoDOT strongly encourages the hiring of individuals from the MoDOT funded pre-apprentice training programs.

8.0 Independent Third-Party Compliance Monitor (Monitor). MoDOT may utilize a monitor that will be responsible for tracking the project's workforce utilization for the information the contractor submits. The contractor and its subcontractors shall allow the monitor access to their reports, be available to answer the monitor's questions and allow the monitor to access to the site and to contractor and subcontractor employees. The monitor shall abide by the contractor's project site protocols.

9.0 Regional Diversity Council (Council). (Applicable to the Kansas City and St. Louis District regions only) The Council shall consist of local community leaders, leadership of local construction trades, MoDOT staff, Industry representation, and a representative(s) from the Federal Highway Administration. The Council will meet quarterly and evaluate the workforce activity per each project according to the following criteria:

- a. Review monthly workforce reports.
- b. Review progress toward the stated project workforce program.
- c. Review findings of Administrative Reconsideration hearings.
- d. Recommend *other* workforce actions to MoDOT.

10.0 Federal Workforce Goals.

Female Participation for Each Trade is 6.9% Statewide for Missouri.

Minority Participation for Each Trade is shown below in Table 1.

TABLE 1:

County	Goal (Percent)	County	Goal (Percent)
Adair	4	Linn	4
Andrew	3.2	Livingston	10
Atchison	10	McDonald	2.3
Audrain	4	Macon	4
Barry	2.3	Madison	11.4
Barton	2.3	Maries	11.4
Bates	10	Marion	3.1
Benton	10	Mercer	10
Bollinger	11.4	Miller	4
Boone	6.3	Mississippi	11.4
Buchanan	3.2	Moniteau	4
Butler	11.4	Monroe	4
Caldwell	10	Montgomery	11.4
Callaway	4	Morgan	4
Camden	4	New Madrid	26.5
Cape Girardeau	11.4	Newton	2.3
Carroll	10	Nodaway	10
Carter	11.4	Oregon	2.3
Cass	12.7	Osage	4
Cedar	2.3	Ozark	2.3
Chariton	4	Pemiscot	26.5
Christian	2	Perry	11.4
Clark	3.4	Pettis	10
Clay	12.7	Phelps	11.4
Clinton	10	Pike	3.1
Cole	4	Platte	12.7
Cooper	4	Polk	2.3
Crawford	11.4	Pulaski	2.3
Dade	2.3	Putnam	4
Dallas	2.3	Ralls	3.1
Daviess	10	Randolph	4
DeKalb	10	Ray	12.7
Dent	11.4	Reynolds	11.4
Douglas	2.3	Ripley	11.4
Dunklin	26.5	St. Charles	14.7

Job No.: JSL0091
Route: 100
County: ST LOUIS

Franklin	14.7	St. Clair	2.3
Gasconade	11.4	St. Francois	11.4
Gentry	10	Ste. Genevieve	11.4
Greene	2	St. Louis City	14.7
Grundy	10	St. Louis County	14.7
Harrison	10	Saline	10
Henry	10	Schuyler	4
Hickory	2.3	Scotland	4
Holt	10	Scott	11.4
Howard	4	Shannon	2.3
Howell	2.3	Shelby	4
Iron	11.4	Stoddard	11.4
Jackson	12.7	Stone	2.3
Jasper	2.3	Sullivan	4
Jefferson	14.7	Taney	2.3
Johnson	10	Texas	2.3
Knox	4	Vernon	2.3
Laclede	2.3	Warren	11.4
Lafayette	10	Washington	11.4
Lawrence	2.3	Wayne	11.4
Lewis	3.1	Webster	2.3
Lincoln	11.4	Worth	10
		Wright	2.3

**STANDARD FEDERAL EQUAL EMPLOYMENT OPPORTUNITY CONSTRUCTION
CONTRACT SPECIFICATIONS (EXECUTIVE ORDER 11246)**

This contractor and subcontractor shall abide by the requirements of 41 CFR 60-1.4(a), 60-300.5(a) and 60-741.5(a). These regulations prohibit discrimination against qualified individuals based on their status as protected veterans or individuals with disabilities, and prohibit discrimination against all individuals based on their race, color, religion, sex, sexual orientation, gender identity or national origin. Moreover, these regulations require that covered prime contractors and subcontractors take affirmative action to employ and advance in employment individuals without regard to race, color, religion, sex, sexual orientation, gender identity, national origin, disability or veteran status.

As used in these specifications:

"Minority" includes;

- (i) Black (all person having origins in any of the Black African racial groups not of Hispanic origin);
- (ii) Hispanic (all persons of Mexican, Puerto Rican, Cuban, Central or South American or other Spanish Culture or origin, regardless of race);
- (iii) Asian and pacific islander (all persons having origins in any of the original peoples of the Far East, southeast Asia, the Indian Subcontinent, or the Pacific Islands; and
- (iv) American Indian or Alaskan Native (all persons having origins in any of the original peoples of North American and maintaining identifiable tribal affiliations through membership and participation or community identification).

S. Notice to Bidders of Third Party Concurrence in Award JSP-98-19

1.0 Bidders are advised that Commission is party to a contract with City of Wildwood which provides that the City of Wildwood shall provide substantial funds for construction of Job No. JSL0091 by reason of which the City of Wildwood has the right to concur or not concur in Commission's award of a contract for this job.

2.0 Bidders acknowledge that their bids are made with knowledge of and subject to the condition of City of Wildwood concurrence in and prior authorization of any award of a contract for this job by Commission.

3.0 Bidders agree that they shall be estopped, both in law and equity, to assert any right to award of a contract for this job by Commission should the City of not concur in that award for any reason.

T. 45 Foot Roadway Top Mount Pole

1.0 Description. This work shall consist of furnishing and installing Top Mount Poles as indicated in the plans.

2.0 Construction Requirements. Top mount poles shall conform to the standards for Type AT lighting poles and shall be fabricated with a circumferentially welded pole and top plate to accept top mounted luminaries. The pole shall extend 4" above the top of the pole and meet AASHTO loading requirements for the luminaires provided. The top of the pole shall be made of the same material as the pole shaft, be constructed as a one-piece pole and top mount unit by the manufacturer, and have an outside diameter that accepts the appropriate luminaire slipfitter. Pole and top mount shall conform to all MoDOT specifications and material requirements.

3.0 Basis of Payment. Payment for furnishing and installing top mount poles shall include all excavation, materials, equipment, tools, labor, and work incidental thereto, and shall be considered completely covered by the contract unit price per Each for Item 901-99.02, 45 Foot Roadway Top Mount Pole.

U. 45 Foot Roadway LED B Top Mounted Luminaires

1.0 Description. This work shall consist of furnishing and installing Light-Emitting Diodes (LED) B Top Mounted Luminaires as indicated in the plans.

2.0 Construction Requirements. Luminaires shall be vertical top mount type (pole top mount) with a slip-fitter that accommodates a standard 2" top mount. Available types are listed on the MoDOT approved products list and must meet all MoDOT Specifications. The contractor shall coordinate the pole top mount size with the luminaire to ensure compatibility.

2.1 The luminaires shall have flat glass optics and be low tilt fixtures mounted at 0 degrees horizontal.

3.0 Basis of Payment. Payment for furnishing and installing top mounted luminaires shall include all excavation, materials, equipment, tools, labor, and work incidental thereto, and shall be considered to be completely covered by the contract unit price per Each for Item 901-99.02, 45 Foot Roadway LED B Top Mounted Luminaire.

V. Tree Clearing Restriction

1.0 Description. The project is within the known range of the federally endangered Indiana bat, northern long-eared bat, and proposed endangered tricolored bat. These bats are known to roost in trees with suitable habitat characteristics during summer months.

1.1 MoDOT has determined that suitable trees for one or more of these bat species exist within the project area.

1.2 To avoid negative impacts to these bat species, removal of any trees/limbs greater than three (3) inches in diameter shall only occur between **October 16** and **March 31**.

2.0 Basis of Payment. No direct pay shall be provided for any labor, equipment, time, or materials necessary to complete this work.

W. Tree Clearing and Grubbing

1.0 Description. The project includes clearing trees and grubbing stumps in accordance with applicable portions of Division 200 Sec 201 of the Standard Specifications. With exception of Indiana Bat tree clearing restrictions, the contractor shall complete all clearing necessary between November 1 and March 31.

2.0 Some tree felling within the project limits will be completed under separate contract by others. The contractor shall remove all trees, brush, stumps, roots and any objectionable matter to complete clearing and grubbing to complete project work.

3.0 Measurement of Payment. Measurement of clearing and grubbing will be made to the nearest 0.1 acre.


Job No.: JSL0091
Route: 100
County: ST LOUIS

4.0 Basis of Payment. Estimated areas have been provided for clearing and grubbing on the summary of quantities sheets for information purposes only. Payment for any labor, equipment, time, or materials necessary to complete this within the project limits shall be completely covered by the contract unit price item 201-30.00 Clearing and Grubbing, per acre.

JOB SPECIAL PROVISIONS – TABLE OF CONTENTS

(Job Special Provisions shall prevail over Specification and/or General Provisions whenever in conflict therewith)

- A. General – Federal JSP-09-02K
- B. Contract Liquidated Damages JSP-13-01D
- C. Work Zone Traffic Management Plan JSP-02-06N
- D. Project Contact for Contractor/Bidder Questions
- E. Emergency Provisions and Incident Management JSP-90-11
- F. Utilities
- G. Optional Pavements JSP-06-06H
- H. Tree Clearing Restriction JSP-07-05C
- I. Lump Sum Temporary Traffic Control
- J. Truck Mounted Attenuator (TMA) for Stationary Activities JSP-23-04
- K. DBE Prompt Payment Reporting JSP-24-05B
- L. MoDOT’s Construction Workforce Program NJSP-15-17A
- M. Notice to Bidders of Third Party Concurrence in Award JSP-98-19
- N. Supplemental Revisions JSP-18-01EE

 <p>1/7/2025</p>	<p>MISSOURI HIGHWAYS AND TRANSPORTATION COMMISSION 105 W. CAPITOL AVE. JEFFERSON CITY, MO 65102 Phone 1-888-275-6636</p>
	<p>HORNER & SHIFRIN, INC. 401 South 18th Street, Suite 400 St. Louis, MO 63103 314-531-4321 Certificate of Authority: #000159 Expiration Date: December 31, 2026</p>
	<p>JOB NUMBER: JSL0092 ST. LOUIS COUNTY, MO DATE PREPARED: 1/7/2025</p>
	<p>ADDENDUM DATE:</p>
<p>Only the following items of the Job Special Provisions (Roadway) are authenticated by this seal: ALL</p>	

A. GENERAL – FEDERAL JSP-09-02K

1.0 Description. The Federal Government is participating in the cost of construction of this project. All applicable Federal laws, and the regulations made pursuant to such laws, shall be observed by the contractor, and the work will be subject to the inspection of the appropriate Federal Agency in the same manner as provided in Sec 105.10 of the Missouri Standard Specifications for Highway Construction with all revisions applicable to this bid and contract.

1.1 This contract requires payment of the prevailing hourly rate of wages for each craft or type of work required to execute the contract as determined by the Missouri Department of Labor and Industrial Relations and requires adherence to a schedule of minimum wages as determined by the United States Department of Labor. For work performed anywhere on this project, the contractor and the contractor's subcontractors shall pay the higher of these two applicable wage rates. State Wage Rates, Information on the Required Federal Aid Provisions, and the current Federal Wage Rates are available on the Missouri Department of Transportation web page at www.modot.org under "Doing Business with MoDOT", "Contractor Resources". Effective Wage Rates will be posted 10 days prior to the applicable bid opening. These supplemental bidding documents have important legal consequences. It shall be conclusively presumed that they are in the bidder's possession, and they have been reviewed and used by the bidder in the preparation of any bid submitted on this project.

1.2 The following documents are available on the Missouri Department of Transportation web page at www.modot.org under "Doing Business with MoDOT"; "Standards and Specifications". The effective version shall be determined by the letting date of the project.

General Provisions & Supplemental Specifications

Supplemental Plans to July 2024 Missouri Standard Plans
For Highway Construction

These supplemental bidding documents contain all current revisions to the published versions and have important legal consequences. It shall be conclusively presumed that they are in the bidder's possession, and they have been reviewed and used by the bidder in the preparation of any bid submitted on this project.

B. CONTRACT LIQUIDATED DAMAGES JSP-13-01D

1.0 Description. Liquidated Damages for failure or delay in completing the work on time for this contract shall be in accordance with Sec 108.8. The liquidated damages include separate amounts for road user costs and contract administrative costs incurred by the Commission.

2.0 Period of Performance. Prosecution of work is expected to begin on the date specified below in accordance with Sec 108.2. Regardless of when the work is begun on this contract, all work on all

projects shall be completed on or before the date specified below. Completion by this date shall be in accordance with the requirements of Sec 108.7.1.

Notice to Proceed: April 7, 2025
Contract Completion Date: November 15, 2025

2.1 Calendar Days and Completion Dates. Completion of the project is required as specified herein. The count of calendar days will begin on the date the contractor starts any construction operations on the project. This project will be bid in combination with MoDOT Job No. J6P3635 Route 100 Resurfacing Project.

Project	Calendar Days	Daily Road User Cost
JSL0092	N/A	\$3,200
J6P3635	N/A	\$5,400

3.0 Liquidated Damages for Contract Administrative Costs. Should the contractor fail to complete the work on or before the contract completion date specified in Section 2.0, or within the number of calendar days specified in Section 2.1, whichever occurs first, the contractor will be charged contract administrative liquidated damages in accordance with Sec 108.8 in the amount of **\$2,000** per calendar day for each calendar day, or partial day thereof, that the work is not fully completed. For projects in combination, these damages will be charged in full for failure to complete one or more projects within the specified contract completion date or calendar days.

4.0 Liquidated Damages for Road User Costs. Should the contractor fail to complete the work on or before the contract completion date specified in Section 2.0, or within the number of calendar days specified in Section 2.1, whichever occurs first, the contractor will be charged road user costs in accordance with Sec 108.8 in the amount specified in Section 2.1 for each calendar day, or partial day thereof, that the work is not fully completed. These damages are in addition to the contract administrative damages and any other damages as specified elsewhere in this contract.

C. WORK ZONE TRAFFIC MANAGEMENT PLAN JSP-02-06N

1.0 Description. Work zone traffic management shall be in accordance with applicable portions of Division 100 and Division 600 of the Standard Specifications, and specifically as follows.

1.1 Maintaining Work Zones and Work Zone Reviews. The Work Zone Specialist (WZS) shall maintain work zones in accordance with Sec 616.3.3 and as further stated herein. The WZS shall coordinate and implement any changes approved by the engineer. The WZS shall ensure all traffic control devices are maintained in accordance with Sec 616, the work zone is operated within the hours specified by the engineer, and will not deviate from the specified hours without prior approval of the engineer. The WZS is responsible to manage work zone delay in accordance with these project provisions. When requested by the engineer, the WZS shall submit a weekly report that includes a review of work zone operations for the week. The report shall identify any problems encountered and corrective actions taken. Work zones are subject to unannounced inspections by the engineer and other departmental staff to corroborate the validity of the WZS's review and may require immediate corrective measures and/or additional work zone monitoring.

1.2 Work Zone Deficiencies. Failure to make corrections on time may result in the engineer suspending work. The suspension will be non-excusable and non-compensable regardless if road user costs are being charged for closures.

2.0 Traffic Management Schedule.

2.1 Traffic management schedules shall be submitted to the engineer for review prior to the start of work and prior to any revisions to the traffic management schedule. The traffic management schedule shall include the proposed traffic control measures, hours traffic control will be in place, and work hours.

2.2 The traffic management schedule shall conform to the limitations specified in Sec 616 regarding lane closures, traffic shifts, road closures and other width, height, and weight restrictions.

2.3 The engineer shall be notified as soon as practical of any postponement due to weather, material or other circumstances.

2.4 In order to ensure minimal traffic interference, the contractor shall schedule lane closures for the absolute minimum amount of time required to complete the work. Lanes shall not be closed until material is available for continuous construction and the contractor is prepared to diligently pursue the work until the closed lane is opened to traffic.

2.5 Traffic Congestion. The contractor shall, upon approval of the engineer, take proactive measures to reduce traffic congestion in the work zone. The contractor shall immediately implement appropriate mitigation strategies whenever traffic congestion reaches an excess of 10 minutes to prevent congestion from escalating to 15 minute or above threshold. If disruption of the traffic flow occurs and traffic is backed up in queues of 15 minute delays or longer, then the contractor shall immediately review the construction operations which contributed directly to disruption of the traffic flow and make adjustments to the operations to prevent the queues from reoccurring. Traffic delays may be monitored by physical presence on site or by utilizing real-time travel data through the work zone that generate text and/or email notifications where available. The engineer monitoring the work zone may also notify the contractor of delays that require prompt mitigation. The contractor may work with the engineer to determine what other alternative solutions or time periods would be acceptable.

2.5.1 Traffic Safety.

2.5.1.1 Recurring Congestion. Where traffic queues routinely extend to within 1000 feet (300 m) of the ROAD WORK AHEAD, or similar, sign on a divided highway or to within 500 feet (150 m) of the ROAD WORK AHEAD, or similar, sign on an undivided highway, the contractor shall extend the advance warning area, as approved by the engineer.

2.5.2.2 Non-Recurring Congestion. When a traffic queue extends to within 1000 feet (300 m) of the ROAD WORK AHEAD, or similar, sign on a divided highway or to within 500 feet (150 m) of the ROAD WORK AHEAD, or similar, sign on an undivided highway infrequently, the contractor shall deploy a means of providing advance warning of the traffic congestion, as approved by the engineer. The warning location shall be no less than 1000 feet and no more than 0.5 mile in advance of the end of the traffic queue on divided highways and no less than 500 feet and no more than 0.5 mile in advance of the end of the traffic queue on undivided highways.

3.0 Work Hour Restrictions.

3.1 Except for emergency work, as determined by the engineer, and long term lane closures required by project phasing, all lanes shall be scheduled to be open to traffic during the five major holiday periods shown below, from 12:00 noon on the last working day preceding the holiday until 6:00 a.m. on the first working day subsequent to the holiday unless otherwise approved by the engineer.

- Memorial Day
- Labor Day
- Thanksgiving
- Christmas
- New Year's Day

3.1.1 Independence Day. The lane restrictions specified in Section 3.1 shall also apply to Independence Day, except that the restricted periods shall be as follows:

When Independence Day falls on:	The Holiday is Observed on:	Halt Lane Closures beginning at:	Allow Lane Closures to resume at:
Sunday	Monday	Noon on Friday	6:00 a.m. on Tuesday
Monday	Monday	Noon on Friday	6:00 a.m. on Tuesday
Tuesday	Tuesday	Noon on Monday	6:00 a.m. on Wednesday
Wednesday	Wednesday	Noon on Tuesday	6:00 a.m. on Thursday
Thursday	Thursday	Noon on Wednesday	6:00 a.m. on Friday
Friday	Friday	Noon on Thursday	6:00 a.m. on Monday
Saturday	Friday	Noon on Thursday	6:00 a.m. on Monday

3.2 The contractor shall not perform any construction operation on the roadway, roadbed, or active lanes, including the hauling of material within the project limits, during restricted periods, holiday periods or other special events specified in the contract documents.

3.3 The contractor shall be aware that traffic volume data indicates construction operations on the roadbed between the following hours will likely result in traffic queues greater than 15 minutes. Based on this, the contractor's operations will be restricted accordingly unless it can be successfully demonstrated the operations can be performed without a 15 minute queue in traffic. It shall be the responsibility of the engineer to determine if the above work hours may be modified. Working hours for evenings, weekends and holidays will be determined by the engineer. The contractor may work during the following listed hours:

Route 100:
 3:00 p.m. – 9:00 a.m. Sunday through Saturday

3.4 Any work requiring a reduction in the number of through lanes of traffic shall be completed during nighttime hours. Single lane operations and paving can be performed during nighttime hours which shall be considered to be 7:00 p.m. to 6:00 a.m. for this project.

4.0 Detours and Lane Closures.

4.1 At least one lane of traffic in each direction on Route 100 shall be maintained at all times except for brief intervals of time required when the movement of the contractor's equipment will seriously hinder the safe movement of traffic. Periods during which the contractor will be allowed to halt traffic will be designated by the engineer.

5.0 Basis of Payment. No direct payment will be made to the contractor to recover the cost of equipment, labor, materials or time required to fulfill the above provisions, unless specified elsewhere in the contract document. All authorized changes in the traffic control plan shall be provided for as specified in Sec 616.

D. PROJECT CONTACT FOR CONTRACTOR/BIDDER QUESTIONS

All questions concerning this project during the bidding process shall be forwarded to the project contact listed below:

*Stuart McNeil, Transportation Project Manager
MoDOT, St. Louis District
1590 Woodlake Drive
Chestfield, MO 63017*

*Telephone Number: (314) 453-5042
Email: Stuart.McNeil@modot.mo.gov*

All questions concerning the bid document preparation can be directed to the Central Office – Design at (573) 751-2876.

E. EMERGENCY PROVISIONS AND INCIDENT MANAGEMENT JSP-90-11

1.0 The contractor shall have communication equipment on the construction site or immediate access to other communication systems to request assistance from the police or other emergency agencies for incident management. In case of traffic accidents or the need for police to direct or restore traffic flow through the job site, the contractor shall notify police or other emergency agencies immediately as needed. The area engineer's office shall also be notified when the contractor requests emergency assistance.

2.0 In addition to the 911 emergency telephone number for ambulance, fire or police services, the following agencies may also be notified for accident or emergency situation within the project limits.

Missouri Highway Patrol (800) 525-5555	
City of Wildwood	St. Louis County
Fire: (636) 458-2100	Fire: (636) 227-9350
Police: (636) 458-9194	Police: (636) 225-0425

2.1 This list is not all inclusive. Notification of the need for wrecker or tow truck services will remain the responsibility of the appropriate police agency.

2.2 The contractor shall notify enforcement and emergency agencies before the start of construction to request their cooperation and to provide coordination of services when emergencies arise during the construction at the project site. When the contractor completes this notification with enforcement and emergency agencies, a report shall be furnished to the engineer on the status of incident management.

3.0 No direct pay will be made to the contractor to recover the cost of the communication equipment, labor, materials or time required to fulfill the above provisions.

F. UTILITIES

1.0 For informational purposes only, the following is a list of names, addresses, and telephone numbers of the known utility companies in the area of the construction work for this improvement:

<u>Utility Name</u>	<u>Known Required Adjustment</u>
Ameren Missouri 1901 Choteau Avenue St. Louis, MO 63103 Contact: Les Nolan Telephone: 314-992-8903	No
AT&T 12851 Manchester Road Des Peres, MO 63131 Contact: Justin Courtouise Telephone: 636-448-2136	No
Spectrum 815 Charter Commons Town & Country, MO 63017 Contact: Ken Oberkrum	No

Telephone: 314-393-3317

Missouri American Water
727 Craig Road
St. Louis, MO 63141
Contact: Dave Pruitt
Telephone: 314-996-2247

No

Spire Energy
700 Market Street
St. Louis, MO 63101
Contact: Brian Langenbacher
Telephone: 314-713-6572

No

Bays-ET High Speed Internet Company
517 W. Osage Street
Pacific, MO 63069
Contact: Chris Bay
Telephone: 636-222-2114

No

1.1 The existence and approximate location of utility facilities known to exist, as shown on the plans, are based upon the best information available to the Commission at this time. This information is provided by the Commission "as-is" and the Commission expressly disclaims any representation or warranty as to the completeness, accuracy, or suitability of the information for any use. Reliance upon this information is done at the risk and peril of the user, and the Commission shall not be liable for any damages that may arise from any error in the information. It is, therefore, the responsibility of the contractor to verify the above listing information indicating existence, location and status of any facility. Such verification includes direct contact with the listed utilities.

1.2 The contractor agrees that any effects of the presence of the utilities, their relocation, contractor's coordination of work with the utilities and any delay in utility relocation shall not be compensable as a suspension of work, extra work, a change in the work, as a differing site condition or otherwise including but, without limitation, delay, impact, incidental or consequential damages. The contractor's sole remedy for the effects of the presence of utilities, delay in their relocation or any other effects shall be an excusable delay as provided in Section 105.7.3. The contractor waives, for itself, its subcontractors and suppliers the compensability of the presence of utilities, delay in their relocation and any cost to the contractor, it's subcontractors and suppliers in any claim or action arising out of or in relation to the work under the contract.

1.3 The contractor shall be solely responsible and liable for incidental and consequential damage to any utility facilities or interruption of the service caused by it or its subcontractors operation. The contractor shall hold and save harmless the Commission from damages to any utility facilities interruption of service by it or it's subcontractor's operation.

2.0 It shall be noted by the contractor that MoDOT is a member of Missouri One Call (800 Dig Rite). Some work on this project may be in the vicinity of MoDOT utility facilities, which includes but is not limited to traffic signal cables, highway lighting circuits, ITS cables, cathodic protection cables, etc.

Prior to beginning work, the contractor shall request locates from Missouri One Call. The contractor shall also complete the Notice of Intent to Perform Work form located at the Missouri Department of Transportation website:

<https://www.modot.org/intent-work>

The contractor shall submit the form over the web (preferred method) or call 888-275-6636 (ASK MoDOT). The notice must be submitted a minimum of 2 and a maximum of 10 working days prior to excavation just as Missouri One Call requires.

G. OPTIONAL PAVEMENTS JSP-06-06H

1.0 Description. This work shall consist of a pavement composed of either Portland cement concrete or asphaltic concrete constructed on a prepared subgrade. This work shall be performed in accordance with the standard specifications and as shown on the plans or established by the engineer.

2.0 The quantities shown reflect the total square yards of pavement surface designated for each pavement type as computed and shown on the plans.

2.1 No additional payment will be made for asphaltic concrete mix quantities to construct the required 1:1 slope along the edge of the pavement, or for tack applied between lifts of asphalt.

2.2 No additional payment will be made for aggregate base quantities outside the limits of the final surface area as computed and shown on the plans. When A2 shoulders are specified, payment for aggregate base will be as shown on the plans.

2.3 The grading shown on the plans was designed for the thinner pavement option. For projects with grading in the contract, there will be no adjustment of the earthwork quantities due to adjusting the roadway subgrade for optional pavements.

2.4 The contractor shall comply with Sections 401 through 403 for the asphalt option and Sections 501 and 502 for the concrete option.

2.5 Pavement options composed of Portland cement concrete shall have contrast pavement marking for intermittent markings (skips), dotted lines, and solid intersection lane lines. The pavement markings shall be in accordance with Section 620. No additional payment will be made for the contrast pavement markings.

3.0 Method of Measurement. The quantities of concrete pavement will be measured in accordance with Section 502.14. The quantities of asphaltic concrete pavement will be measured in accordance with Section 403.22.

4.0 Basis of Payment. The accepted quantity of the chosen option will be paid for at the contract unit bid price for Item 401-99.05, Optional Pavement, per square yard.

4.1 For projects with previously graded roadbeds, any additional quantities required to bring the roadway subgrade to the proper elevation will be considered completely covered by the pay item for Subgrading and Shouldering.

4.2 Price Adjustment for Fuel. If the contractor accepts the option for fuel adjustment in the bid proposal, a fuel adjustment will be applied in accordance with Sec 109.14 for the type of pavement constructed.

H. TREE CLEARING RESTRICTION JSP-07-05C

1.0 Description. The project is within the known range of the federally endangered Indiana bat, northern long-eared bat, and proposed endangered tricolored bat. These bats are known to roost in trees with suitable habitat characteristics during summer months.

1.1 MoDOT has determined that suitable trees for one or more of these bat species exist within the project area.

1.2 To avoid negative impacts to these bat species, removal of any trees/limbs greater than three (3) inches in diameter shall only occur between October 16 and March 31.

2.0 Basis of Payment. No direct pay shall be provided for any labor, equipment, time, or materials necessary to complete this work.

I. LUMP SUM TEMPORARY TRAFFIC CONTROL

1.0 Delete Sec 616.11 and insert the following:

616.11 Method of Measurement. Measurement for relocation of post-mounted signs will be made to the nearest square foot of sign area only for the signs designated for payment on the plans. All other sign relocations shall be incidental. Measurement for construction signs will be made to the nearest square foot of sign area. Measurement will be made per each for each of the temporary traffic control items provided in the contract.

616.11.1 Lump Sum Temporary Traffic Control. No measurement will be made for temporary traffic control items grouped and designated to be paid per lump sum. The list of lump sum items provided in the plans or contract is considered an approximation and may be subject to change based on field conditions. This is not a complete list and may exclude quantities for duplicate work zone packages used in simultaneous operations. The contractor shall provide all traffic control devices required to execute the provided traffic control plans for each applicable operation, stage, or phase. No measurement will be made for any additional signs or devices needed except for changes in the traffic control plan directed by the engineer.

2.0 Delete Sec 616.12 and insert the following:

616.12 Basis of Payment. All temporary traffic control devices authorized for installation by the engineer will be paid for at the contract unit price for each of the pay items included in the contract.

Whether the devices are paid individually, or per lump sum, no direct payment will be made for the following:

- (a) Incidental items necessary to complete the work, unless specifically provided as a pay item in the contract.
- (b) Installing, operating, maintaining, cleaning, repairing, removing, or replacing traffic control devices.
- (c) Covering and uncovering existing signs and other traffic control devices.
- (d) Relocating temporary traffic control devices, including permanent traffic control devices temporarily relocated, unless specifically included as a pay item in the contract.
- (e) Worker apparel.
- (f) Flaggers, AFADs, PFDs, pilot vehicles, and appurtenances at flagging stations.
- (g) Furnishing, installing, operating, maintaining, and removing equipment lighting.
- (h) Construction and removal of temporary equipment crossovers, including restoring pre-existing crossovers.
- (i) Provide and maintaining work zone lighting and work area lighting.

616.12.1 Lump Sum Temporary Traffic Control. Traffic control items grouped together in the contract or plans for lump sum payment shall be paid incrementally per Sec 616.12.1.1. Alternately, upon request from the contractor, the engineer will consider a modified payment schedule that more accurately reflects completion of traffic control work. No payment will be made for any additional signs or devices needed except for changes in the traffic control plan directed by the engineer. Additional items directed by the engineer will be paid for in accordance with Sec 109.4. No adjustment to the price will be made for overruns or underruns of other work or for added work that is completed within existing work zones.

616.12.1.1 Partial payments. For purposes of determining partial payments, the original contract amount will be the total dollar value of all original contract line items less the price for Lump Sum Temporary Traffic Control (LSTTC). If the contract includes multiple projects, this determination will be made for each project. Partial payments will be made as follows:

- (a) The first payment will be made when five percent of the original contract amount is earned. The payment will be 50 percent of the price for LSTTC, or five percent of the original contract amount, whichever is less.
- (b) The second payment will be made when 50 percent of the original contract amount is earned. The payment will be 25 percent of the price for LSTTC, or 2.5 percent of the original contract amount, whichever is less.

(c) The third payment will be made when 75 percent of the original contract amount is earned. The payment will be 20 percent of the price for LSTTC, or two percent of the original contract amount, whichever is less.

(d) Payment for the remaining balance due for LSTTC will be made when the contract has been accepted for maintenance or earlier as approved by the engineer.

616.12.1.2 Temporary traffic control will be paid for at the contract lump sum price for Item:

Item No.	Unit	Description
616-99.01	Lump Sum	Misc. Lump Sum Temporary Traffic Control

J. TRUCK MOUNTED ATTENUATOR (TMA) FOR STATIONARY ACTIVITIES JSP-23-04

1.0 Description. Provide and maintain Truck Mounted Attenuators (TMA) in accordance with Sec 612 and as specified herein.

2.0 Construction Requirements. Truck Mounted Attenuators (TMA) shall be used for the work activities indicated in the plans or specified herein.

2.1 Route 100 Shoulder Removal, Widening, and Grading – TMAs shall be used as protective vehicles for shoulder work and grading outside the shoulder along both sides of Route 100. This work includes:

- (a) Existing Shoulder Removal along both sides of Route 100 within the project limits
- (b) Pavement Widening along both sides of Route 100 within the project limits
- (c) Grading along both sides of Route 100

3.0 Method of Measurement. No measurement will be made for Truck Mounted Attenuators (TMA).

4.0 Basis of Payment. Delete Sec 612.5.1 and substitute with the following:

612.5.1 No payment will be made for truck mounted attenuators (TMAs) used in mobile operations or for any TMAs designated as optional.

612.5.1.1 Payment for TMAs required for stationary work activities will be paid for at the contract unit bid price for Item 612-30.01, Truck Mounted Attenuator (TMA), per lump sum. The lump sum payment includes all work activities that require a TMA, regardless of the number of deployments, relocations, or length of time utilized. No payment will be made for repair or replacement of damaged TMAs.

K. DBE PROMPT PAYMENT REPORTING JSP-24-05B

1.0 Description.

1.1 This provision will only apply to contracts that have a Disadvantaged Business Enterprise (DBE) goal greater than 0% and have at least one DBE subcontractor.

1.2 MoDOT monitors the payments made by prime contractors and subcontractors to DBEs for compliance with DBE payment monitoring rules as outlined in 49 CFR 26.37. To facilitate this monitoring, MoDOT requires prime contractors to report their remitted payments to DBEs and subcontractors to report their remitted payments to lower-tier DBEs.

1.3 Tracking of DBE payments are made through the Signet™ application (Signet). Signet is a third-party service, supported by the vendor, for usage by the prime contractor and all subcontractors. Signet is only a reporting tool; it does not process financial transactions. MoDOT does not provide direct technical support for Signet. Information about Signet may be found at <https://signet-help.zendesk.com/hc/en-us>.

1.4 Upon completion of the first pay estimate on the contract, Signet will automatically send an email to the prime contractor prompting registration. The prime will be required to pay a one-time, fixed fee of \$1,000 for this contract directly to the Signet vendor. Use of Signet to track DBE payments will be available for the life of the contract, regardless of the contract value, contract duration, number of subcontractors, or payments reported. No additional fee will be charged to subcontractors that are required to report payments or DBEs that are required to verify payments through Signet. The contractor may also, at no additional cost, report payments through Signet to subcontractors that are not DBEs.

1.5 After each estimate, when contractor reporting of payments is complete, the subcontractor will receive an email notifying them of the payment and requesting verification of the reported payment. A subcontractor that has not completed registration with Signet will be prompted to do so at this time.

1.6 Users will be set up automatically based on information in MoDOT's vendor list. Additional users under each contractor may be added once registration has been completed within Signet. The current vendor list can be found at <https://www.modot.org/bid-opening-info>.

1.7 For purposes of this requirement, payer is defined as the prime contractor or subcontractor that reports a payment in Signet to a vendor that is either a subcontractor, trucker, manufacturer, regular dealer, or broker. Payee is defined as the vendor that receives notification of payment through Signet from the prime contractor or a higher-tier subcontractor. Payment is defined as issuing an Electronic Funds Transfer (EFT) or mailing a check to a payee.

2.0 Requirements. Payers must report remitted payment to DBEs within Signet, for work performed by the DBE subcontractor, DBE trucking, materials supplied from a DBE manufacturer, dealer, or broker, as well as a return of retainage (and/or other amounts withheld), within 15 calendar days.

2.1 Prime contractors must report remitted payments to DBEs within 15 calendar days of each payment it receives from MoDOT. Prime contractors must also report payments to non-DBE subcontractors if that subcontractor is making payment to a lower tier DBE subcontractor, trucker, manufacturer, regular dealer, or broker.

2.2 The payer must report the following information within Signet:

- a. The name of the payee.
- b. The dollar amount of the payment to the payee.
- c. The date the payment was made.
- d. Any retainage or other amount withheld (if any) and the reason for the withholding (if other than retainage).
- e. The DBE function performed for this payment (e.g., contracting, trucking, or supplying as a manufacturer, dealer, or broker).
- f. Other information required by Signet.

The payer must report its return of retainage (and/or other amounts withheld) in separate, standalone payment entries (i.e., without being comingled with a payment for work performed or materials supplied).

2.3 In the event that no work has been completed by a DBE during the estimate period, such that no payment is due to a DBE subcontractor, trucker, manufacturer, regular dealer, or broker, then the prime contractor will mark payment complete within Signet, and no other payments are required to be reported.

2.4 Each subcontractor making a payment to a lower-tier DBE must report remitted payments within Signet, as detailed in Section 2.2, within 15 days of receipt of each payment from the prime contractor.

2.5 DBE payees must verify in Signet each payment reported by a payer within 15 calendar days of the payment being reported by the payer. This verification includes whether the payment was received, and if so, whether it was as expected.

3.0 Basis of Payment. A fixed cost of \$1,000 will be paid on this contract for the required software to report payments to DBEs through Signet. Regardless of the number of projects in a contract, a single payment will be made under item 108-10.00, SIGNET DBE REPORTING, per lump sum. The engineer reserves the right to underrun this item for any reason. Any additional costs for registration, software, usage, time, labor, or other costs will be considered incidental and no direct payment will be made.

L. MODOT'S CONSTRUCTION WORKFORCE PROGRAM NJSP-15-17A

1.0 Description.

1.1 Projects utilizing federal funds include contract provisions for minority and female workforce utilization in the various trade crafts used to complete construction contracts. These federal contract workforce goals are described in the section labeled "Notice of Requirement for Affirmative Action to Ensure Equal Employment Opportunity". These goals are included in all MoDOT federal aid contracts and are under the authorization and enforcement of the U.S. Department of Labor (US DOL).

1.2 The Federal workforce requirement (Goals – TABLE 1) is authorized in 41 CFR Part 60-4 and Executive Order 11246 which set Equal Employment Opportunity goals with Affirmative Action requirements.

1.3 The required federal aid workforce provisions noted above, coupled with the following additional contract provisions, constitute MoDOT's Construction Workforce Program herein called Program.

1.4 This provision does not require pre-qualification nor is it a condition of award.

1.5 The Program does not eliminate or limit any actions the US DOL may take in relation to this contract's federal provisions.

1.6 The Program goals included in the contract are separate from any Disadvantaged Business Enterprise (DBE) or On-The-Job (OJT) training provision that may be included as contract provisions. DBE and OJT goals may or may not be included in a contract based on the individual size of contracts, type of contract work, anticipated length of contract, available and willing resources or other reasons.

1.7 Contractor, for the purpose of this provision, means the prime contractor and any and all subcontractors.

1.8 It is expected that the contractor recognizes the construction workforce goals for both minority and female workers in the project's county and make efforts to attain those goals, if possible, through the existing workforce makeup of the prime (including subcontractors) that will be on the project and/or through hiring opportunities that may arise for the project. However, it is not the intent of this provision to compel any contractor to displace existing workforce or move workers around to just meet the workforce goals.

1.9 If the contractor's existing Missouri construction workforce meets or exceeds the federal workforce goals established in Table 1, then the OJT goal (Training Provision) if included in the contract, does not be apply.

1.10 Contractor's Workforce Plan. The Contractor shall submit its Workforce Plan a minimum of 1 week before construction starts. One plan shall be submitted for the project that shall include the cumulative planned workforce of the prime and subcontractor(s). The contractor shall prepare the plan, for total minority and female utilization, regardless of the craft. The Engineer will provide the Contractor with comments regarding their Workforce Plan prior to the start of construction. Once work starts, all monthly reporting shall include the craft of each worker reported. If the contractor's plan includes project manager, direct project support roles, project testers or other project professionals, these designations should also be included in addition to the workers designated by craft such as laborer, operator, carpenter, ironworker and others.

1.11 The plan accepted by the engineer before the start of construction will be the effort expected of the prime contractor to maintain during the life of the project.

1.12 If the contractors planned project workforce plan (including OJT hours if included in the contract) is short of the goals included in Table 1, there is opportunity for the contractor to receive a reimbursement of \$10.00 / hour for any new project minority and female hires needed through the remainder of the project. The reimbursement is applicable to work that qualifies for prevailing wage under the federal Davis-Bacon Act, 40 U.S.C. §§ 3141–3148, in accordance with an approved

workforce plan. Any reimbursement must be pre-approved by the Engineer. The reimbursement is provided as a remedy to the contractor and as an aid in the long-term growth of experienced persons in the building of roads and bridges in Missouri. The contractor shall manage the plan through the life of the project as described in the plan or as modified, in coordination with the Engineer. The total amount available per project is not capped.

1.13 The Contractor's workforce plan may include existing construction support and professional services staff.

2.0 Forms and Documentation. The bidder must submit the following documents if awarded the contract:

Cumulative Workforce Utilization Reports. This report is contract specific. One report shall be submitted to the Engineer by the 15th of each month. The report will be used to report the total workforce compliance data for the prime contractor and all subcontractors retained by the contractor on the Commission's construction contract. The reporting shall include the workforce hours per each craft broken down by gender and ethnicity. Construction Support, testing and other professional services hours shall be included as these hours are part of the overall plan. The report will include the previous month's hours worked for the project. For projects less than 60 days in length, only one report with total hours worked by classification is required at substantial completion of construction.

3.0 Methods for Securing Workforce Participation and Good Faith Efforts.

3.1 By submitting a bid, the Bidder agrees, as a material term of the contract, to carry out MoDOT's Construction Workforce Program by making good-faith efforts to utilize minority and female workers on the contractor's job sites to the fullest extent consistent with submitting the lowest bid to MoDOT. The Bidder shall agree that the Program is incorporated into this document and agree to follow the Program. If a bidder is unable to meet the workforce goals at the time of bid, it shall be required to objectively demonstrate to MoDOT that the goals have been met or demonstrate a good faith effort has been made with the level of effort submitted prior to the start of construction.

3.2 The Engineer, through consultation with MoDOT's External Civil Rights (ECR's) Division, may determine that the contractor has demonstrated that good-faith efforts to secure minority and female participation have been made.

3.3 In evaluating good-faith efforts, the ECR's Division will take into consideration the affirmative actions listed in the Federal Provisions (including provisions of Executive Order 11246).

3.4 MoDOT's Program allows the contractor flexibility to implement a project specific workforce and improve the diversity of their existing workforce that can be utilized across various areas of the state to meet future MoDOT Program goals and Federal Provisions.

3.5 If the contractor's approved plan changes during the project and/or the available workforce changes from what is approved at any time, it is the contractor's responsibility to remedy, in coordination with MoDOT's ECR Division, the conditions as outlined and made available through this provision.

4.0 Compliance Determination. (Required with project closeout) All documentation and on-site information will be reviewed by MoDOT's ECR Division in making a determination of whether the contractor made sufficient good faith efforts to meet the compliance with MoDOT's Construction Workforce Program.

5.0 Liquidated Damages. If the contractor elects to not submit a workforce plan prior to work starting or fails to fulfill their workforce plan committed to prior to the start of construction, the contractor will be required to establish a good-faith effort determination, as to why either of these events occurred. MoDOT may sustain damages, the exact extent of which would be difficult or impossible to ascertain, as this impacts the cost of future road and bridge construction. Therefore, in order to liquidate those damages, MoDOT shall be entitled, at its sole discretion, to deduct and withhold the following amounts: **The sum of one thousand five hundred (\$1,500)**

6.0 Administrative Reconsideration. The contractor shall be offered the opportunity for administrative reconsideration upon written request related to findings and/or actions determined by MoDOT's ECR's Division. The Administrative Reconsideration Committee shall be composed of individuals not involved in the original MoDOT determination(s).

7.0 Available Pre-Apprentice Training Programs. The Commission has established a labor force recruiting program intended to assist contractors in identifying, interviewing and hiring qualified job applicants. MoDOT strongly encourages the hiring of individuals from the MoDOT funded pre-apprentice training programs.

8.0 Independent Third-Party Compliance Monitor (Monitor). MoDOT may utilize a monitor that will be responsible for tracking the project's workforce utilization for the information the contractor submits. The contractor and its subcontractors shall allow the monitor access to their reports, be available to answer the monitor's questions and allow the monitor to access to the site and to contractor and subcontractor employees. The monitor shall abide by the contractor's project site protocols.

9.0 Regional Diversity Council (Council). (Applicable to the Kansas City and St. Louis District regions only) The Council shall consist of local community leaders, leadership of local construction trades, MoDOT staff, Industry representation, and a representative(s) from the Federal Highway Administration. The Council will meet quarterly and evaluate the workforce activity per each project according to the following criteria:

- a. Review monthly workforce reports.
- b. Review progress toward the stated project workforce program.
- c. Review findings of Administrative Reconsideration hearings.
- d. Recommend *other* workforce actions to MoDOT.

10.0 Federal Workforce Goals.

Female Participation for Each Trade is 6.9% Statewide for Missouri.

Minority Participation for Each Trade is shown below in Table 1.

TABLE 1:

County	Goal (Percent)	County	Goal (Percent)
Adair	4	Linn	4
Andrew	3.2	Livingston	10
Atchison	10	McDonald	2.3
Audrain	4	Macon	4
Barry	2.3	Madison	11.4
Barton	2.3	Maries	11.4
Bates	10	Marion	3.1
Benton	10	Mercer	10
Bollinger	11.4	Miller	4
Boone	6.3	Mississippi	11.4
Buchanan	3.2	Moniteau	4
Butler	11.4	Monroe	4
Caldwell	10	Montgomery	11.4
Callaway	4	Morgan	4
Camden	4	New Madrid	26.5
Cape Girardeau	11.4	Newton	2.3
Carroll	10	Nodaway	10
Carter	11.4	Oregon	2.3
Cass	12.7	Osage	4
Cedar	2.3	Ozark	2.3
Chariton	4	Pemiscot	26.5
Christian	2	Perry	11.4
Clark	3.4	Pettis	10
Clay	12.7	Phelps	11.4
Clinton	10	Pike	3.1
Cole	4	Platte	12.7
Cooper	4	Polk	2.3
Crawford	11.4	Pulaski	2.3
Dade	2.3	Putnam	4
Dallas	2.3	Ralls	3.1
Daviess	10	Randolph	4
DeKalb	10	Ray	12.7
Dent	11.4	Reynolds	11.4
Douglas	2.3	Ripley	11.4
Dunklin	26.5	St. Charles	14.7
Franklin	14.7	St. Clair	2.3
Gasconade	11.4	St. Francois	11.4
Gentry	10	Ste. Genevieve	11.4
Greene	2	St. Louis City	14.7
Grundy	10	St. Louis County	14.7
Harrison	10	Saline	10
Henry	10	Schuyler	4
Hickory	2.3	Scotland	4

Holt	10	Scott	11.4
Howard	4	Shannon	2.3
Howell	2.3	Shelby	4
Iron	11.4	Stoddard	11.4
Jackson	12.7	Stone	2.3
Jasper	2.3	Sullivan	4
Jefferson	14.7	Taney	2.3
Johnson	10	Texas	2.3
Knox	4	Vernon	2.3
Laclede	2.3	Warren	11.4
Lafayette	10	Washington	11.4
Lawrence	2.3	Wayne	11.4
Lewis	3.1	Webster	2.3
Lincoln	11.4	Worth	10
		Wright	2.3

**STANDARD FEDERAL EQUAL EMPLOYMENT OPPORTUNITY CONSTRUCTION
 CONTRACT SPECIFICATIONS (EXECUTIVE ORDER 11246)**

This contractor and subcontractor shall abide by the requirements of 41 CFR 60-1.4(a), 60-300.5(a) and 60-741.5(a). These regulations prohibit discrimination against qualified individuals based on their status as protected veterans or individuals with disabilities, and prohibit discrimination against all individuals based on their race, color, religion, sex, sexual orientation, gender identity or national origin. Moreover, these regulations require that covered prime contractors and subcontractors take affirmative action to employ and advance in employment individuals without regard to race, color, religion, sex, sexual orientation, gender identity, national origin, disability or veteran status.

As used in these specifications:

"Minority" includes;

- (i) Black (all person having origins in any of the Black African racial groups not of Hispanic origin);
- (ii) Hispanic (all persons of Mexican, Puerto Rican, Cuban, Central or South American or other Spanish Culture or origin, regardless of race);
- (iii) Asian and pacific islander (all persons having origins in any of the original peoples of the Far East, southeast Asia, the Indian Subcontinent, or the Pacific Islands; and
- (iv) American Indian or Alaskan Native (all persons having origins in any of the original peoples of North American and maintaining identifiable tribal affiliations through membership and participation or community identification).

M. NOTICE OF BIDDERS OF THIRD PARTY CONCURRENCE IN AWARD JSP-98-19

1.0 Bidders are advised that Commission is party to a contract with the City of Wildwood which provides that the City of Wildwood shall provide substantial funds for construction of Job No. JSL0091 by reason of which the City of Wildwood has the right to concur or not concur in Commission's award of a contract for this job.

2.0 Bidders acknowledge that their bids are made with knowledge of and subject to the condition of the City of Wildwood concurrence in and prior authorization of any award of a contract for this job by Commission.

3.0 Bidders agree that they shall be estopped, both in law and equity, to assert any right to award of a contract for this job by Commission should the City of Wildwood not concur in that award for any reason.

N. SUPPLEMENTAL REVISIONS JSP-18-01EE

- Compliance with [2 CFR 200.216 – Prohibition on Certain Telecommunications and Video Surveillance Services or Equipment](#).

The Missouri Highways and Transportation Commission shall not enter into a contract (or extend or renew a contract) using federal funds to procure or obtain equipment, services, or systems that uses covered telecommunications equipment or services as substantial or as critical technology as part of any system where the video surveillance and telecommunications equipment was produced by Huawei Technologies Company, ZTE Corporation, Hytera Communications Corporation, Hangzhou Hikvision Digital Technology Company, or Dahua Technology Company (or any subsidiary or affiliate of such entities).

- Stormwater Compliance Requirements

1.0 Description. This provision requires the contractor to provide a Water Pollution Control Manager (WPCM) for any project that includes land disturbance on the project site and the total area of land disturbance, both on the project site, and all Off-site support areas, is one (1) acre or more. Regardless of the area of Off-site disturbance, if no land disturbance occurs on the project site, these provisions do not apply. When a WPCM is required, all sections within this provision shall be applicable, including assessment of specified Liquidated Damages for failure to correct Stormwater Deficiencies, as specified herein. This provision is in addition to any other stormwater, environmental, and land disturbance requirements specified elsewhere in the contract.

1.1 Definitions. The project site is defined as all areas designated on the plans, including temporary and permanent easements. The project site is equivalent to the "permitted site", as defined in MoDOT's State Operating Permit. An Off-site area is defined as any location off the project site the contractor utilizes for a dedicated project support function, such as, but not limited to, staging area, plant site, borrow area, or waste area.

1.2 Reporting of Off-Site Land Disturbance. If the project includes any planned land disturbance on the project site, prior to the start of work, the contractor shall submit a written report to the engineer that discloses all Off-site support areas where land disturbance is planned, the total acreage of anticipated land disturbance on those sites, and the land disturbance permit number(s).

Upon request by the engineer, the contractor shall submit a copy of its land disturbance permit(s) for Off-site locations. Based on the total acreage of land disturbance, both on and Off-site, the engineer shall determine if these Stormwater Compliance Requirements shall apply. The Contractor shall immediately report any changes to the planned area of Off-site land disturbance. The Contractor is responsible for obtaining its own separate land disturbance permit for Off-site areas.

2.0 Water Pollution Control Manager (WPCM). The Contractor shall designate a competent person to serve as the Water Pollution Control Manager (WPCM) for projects meeting the description in Section 1.0. The Contractor shall ensure the WPCM completes all duties listed in Section 2.1.

2.1 Duties of the WPCM:

- (a) Be familiar with the stormwater requirements including the current MoDOT State Operating Permit for construction stormwater discharges/land disturbance activities; MoDOT's statewide Stormwater Pollution Prevention Plan (SWPPP); the Corps of Engineers Section 404 Permit, when applicable; the project specific SWPPP, the Project's Erosion & Sediment Control Plan; all applicable special provisions, specifications, and standard drawings; and this provision;
- (b) Successfully complete the MoDOT Stormwater Training Course within the last 4 years. The MoDOT Stormwater Training is a free online course available at MoDOT.org;
- (c) Attend the Pre-Activity Meeting for Grading and Land Disturbance and all subsequent Weekly Meetings in which grading activities are discussed;
- (d) Oversee and ensure all work is performed in accordance with the Project-specific SWPPP and all updates thereto, or as designated by the engineer;
- (e) Review the project site for compliance with the Project SWPPP, as needed, from the start of any grading operations until final stabilization is achieved, and take necessary actions to correct any known deficiencies to prevent pollution of the waters of the state or adjacent property owners prior to the engineer's weekly inspections;
- (f) Review and acknowledge receipt of each MoDOT Inspection Report (Land Disturbance Inspection Record) for the Project within forty eight (48) hours of receiving the report and ensure that all Stormwater Deficiencies noted on the report are corrected as soon as possible, but no later than stated in Section 5.0.

3.0 Pre-Activity Meeting for Grading/Land Disturbance and Required Hold Point. A Pre-Activity meeting for grading/land disturbance shall be held prior to the start of any land disturbance operations. No land disturbance operations shall commence prior to the Pre-Activity meeting except work necessary to install perimeter controls and entrances. Discussion items at the pre-activity meeting shall include a review of the Project SWPPP, the planned order of grading operations, proposed areas of initial disturbance, identification of all necessary BMPs that shall be installed prior to commencement of grading operations, and any issues relating to compliance with the Stormwater requirements that could arise in the course of construction activity at the project.

3.1 Hold Point. Following the pre-activity meeting for grading/land disturbance and subsequent installation of the initial BMPs identified at the pre-activity meeting, a Hold Point shall occur prior to the start of any land disturbance operations to allow the engineer and WPCM the time needed to perform an on-site review of the installation of the BMPs to ensure compliance with the SWPPP is met. Land disturbance operations shall not begin until authorization is given by the engineer.

4.0 Inspection Reports. Weekly and post run-off inspections will be performed by the engineer and each Inspection Report (Land Disturbance Inspection Record) will be entered into a web-based Stormwater Compliance database. The WPCM will be granted access to this database and shall promptly review all reports, including any noted deficiencies, and shall acknowledge receipt of the report as required in Section 2.1 (f.).

5.0 Stormwater Deficiency Corrections. All stormwater deficiencies identified in the Inspection Report shall be corrected by the contractor within 7 days of the inspection date or any extended period granted by the engineer when weather or field conditions prohibit the corrective work. If the contractor does not initiate corrective measures within 5 calendar days of the inspection date or any extended period granted by the engineer, all work shall cease on the project except for work to correct these deficiencies, unless otherwise allowed by the engineer. All impact costs related to this halting of work, including, but not limited to stand-by time for equipment, shall be borne by the Contractor. Work shall not resume until the engineer approves the corrective work.

5.1 Liquidated Damages. If the Contractor fails to complete the correction of all Stormwater Deficiencies listed on the MoDOT Inspection Report within the specified time limit, the Commission will be damaged in various ways, including but not limited to, potential liability, required mitigation, environmental clean-up, fines, and penalties. These damages are not reasonably capable of being computed or quantified. Therefore, the contractor will be charged with liquidated damages specified in the amount of \$2,000 per day for failure to correct one or more of the Stormwater Deficiencies listed on the Inspection Report within the specified time limit. In addition to the stipulated damages, the stoppage of work shall remain in effect until all corrections are complete.

6.0 Basis of Payment. No direct payment will be made for compliance with this provision.

- **Delete Sec 106.9 in its entirety and substitute the following:**

106.9 Buy America Requirements.

Buy America Requirements are waived if the total amount of Federal financial assistance applied to the project, through awards or subawards, is below \$500,000.

106.9.1 Buy America Requirements for Iron and Steel.

On all federal-aid projects, the contractor's attention is directed to Title 23 CFR 635.410 *Buy America Requirements*. Where steel or iron products are to be permanently incorporated into the contract work, steel and iron material shall be manufactured, from the initial melting stage through the application of coatings, in the USA except for "minimal use" as described herein. Furthermore, any coating process of the steel or iron shall be performed in the USA. Under a general waiver from FHWA the use of pig iron and processed, pelletized, and reduced iron ore manufactured outside of the USA will be permitted in the domestic manufacturing process for steel or iron material.

106.9.1.1 Buy America Requirements for Iron and Steel for Manufactured items.

A manufactured item will be considered iron and steel if it is “predominantly” iron or steel. Predominantly iron or steel means that the cost of iron or steel content of a product is more than 50 percent of the total cost of all its components.

106.9.2 Any sources other than the USA as defined will be considered foreign. The required domestic manufacturing process shall include formation of ingots and any subsequent process. Coatings shall include any surface finish that protects or adds value to the product.

106.9.3 “Minimal use” of foreign steel, iron or coating processes will be permitted, provided the cost of such products does not exceed 1/10 of one percent (0.1 percent) of the total contract cost or \$2,500.00, whichever is greater. If foreign steel, iron, or coating processes are used, invoices to document the cost of the foreign portion, as delivered to the project, shall be provided and the engineer’s written approval obtained prior to placing the material in any work.

106.9.4 Buy America requirements include a step certification for all fabrication processes of all steel or iron materials that are accepted per Sec 1000. The AASHTO Product Evaluation and Audit Solutions compliance program verifies that all steel and iron products fabrication processes conform to 23 CFR 635.410 Buy America Requirements and is an acceptable standard per 23 CFR 635.410(d). AASHTO Product Evaluation and Audit Solutions compliant suppliers will not be required to submit step certification documentation with the shipment for some selected steel and iron materials. The AASHTO Product Evaluation and Audit Solutions compliant supplier shall maintain the step certification documentation on file and shall provide this documentation to the engineer upon request.

106.9.4.1 Items designated as Category 1 will consist of steel girders, piling, and reinforcing steel installed on site. Category 1 items require supporting documentation prior to incorporation into the project showing all steps of manufacturing, including coating, as being completed in the United States and in accordance with CFR Title 23 Section 635.410 Buy America Requirements. This includes the Mill Test Report from the original producing steel mill and certifications documenting the manufacturing process for all subsequent fabrication, including coatings. The certification shall include language that certifies the following. That all steel and iron materials permanently incorporated in this project was procured and processed domestically and all manufacturing processes, including coating, as being completed in the United States and in accordance with CFR Title 23 Section 635.410.

106.9.4.2 Items designated as Category 2 will include all other steel or iron products not in Category 1 and permanently incorporated in the project. Category 2 items shall consist of, but not be limited to items such as fencing, guardrail, signing, lighting and signal supports. The prime contractor is required to submit a material of origin form certification prior to incorporation into the project from the fabricator for each item that the product is domestic. The Certificate of Materials Origin form ([link to certificate form](#)) from the fabricator must show all steps of manufacturing, including coating, as being completed in the United States and in accordance with CFR Title 23 Section 635.410 Buy America Requirements and be signed by a fabricator representative. The engineer reserves the right to request additional information and documentation to verify that all Buy America requirements have been satisfied. These documents shall be submitted upon request by the engineer and retained for a period of 3 years after the last reimbursement of the material.

106.9.4.3 Any minor miscellaneous steel or iron items that are not included in the materials specifications shall be certified by the prime contractor as being procured domestically. Examples of these items would be bolts for sign posts, anchorage inserts, etc. The certification shall read “I certify that all steel and iron materials permanently incorporated in this project during all manufacturing processes, including coating, as being completed in the United States and in accordance with CFR Title 23 Section 635.410 Buy America Requirements procured and processed domestically in accordance with CFR Title 23 Section 635.410 Buy America Requirements. Any foreign steel used was submitted and accepted under minor usage”. The certification shall be signed by an authorized representative of the prime contractor.

106.9.5 When permitted in the contract, alternate bids may be submitted for foreign steel and iron products. The award of the contract when alternate bids are permitted will be based on the lowest total bid of the contract based on furnishing domestic steel or iron products or 125 percent of the lowest total bid based on furnishing foreign steel or iron products. If foreign steel or iron products are awarded in the contract, domestic steel or iron products may be used; however, payment will be at the contract unit price for foreign steel or iron products.

106.9.6 Buy America Requirements for Construction Materials other than iron and steel materials. Construction materials means articles, materials, or supplies that consist of only one of the items listed. Minor additions of articles, materials, supplies, or binding agents to a construction material do not change the categorization of the construction material. Upon request by the engineer, the contractor shall submit a domestic certification for all construction materials listed that are incorporated into the project.

- (a) Non-ferrous metals
- (b) Plastic and Polymer-based products (including polyvinylchloride, composite building materials, and polymers used in fiber optic cables)
- (c) Glass (including optic glass)
- (d) Fiber optic cable (including drop cable)
- (e) Optical fiber
- (f) Lumber
- (g) Engineered wood
- (h) Drywall

106.9.6.1 Minimal Use allowance for Construction Materials other than iron or steel.

“The total value of the non-compliant products is no more than the lesser of \$1,000,000 or 5% of total applicable costs for the project.” The contractor shall submit to the engineer any non-domestic materials and their total material cost to the engineer. The contractor and the engineer will both track these totals to assure that the minimal usage allowance is not exceeded.

106.9.7 Buy America Requirements for Manufactured Products.

Manufactured products means:

- (a) Articles, materials, or supplies that have been:
 - (i) Processed into a specific form and shape; or
 - (ii) Combined with other articles, materials, or supplies to create a product with different properties than the individual articles, materials, or supplies.

- (b) If an item is classified as an iron or steel product, a construction material, or a section 70917(c) material under § 184.4(e) and the definitions set forth in this section, then it is not a manufactured product. However, an article, material, or supply classified as a manufactured product under § 184.4(e) and paragraph (1) of this definition may include components that are construction materials, iron or steel products, or section 70917(c) materials.

106.9.7.1 Manufactured products are exempt from Buy America requirements. To qualify as a manufactured product, items that consist of two or more of the listed construction materials that have been combined together through a manufacturing process, and items that include at least one of the listed materials combined with a material that is not listed through a manufacturing process, should be treated as manufactured products, rather than as construction materials.

106.9.7.2 Manufactured items are covered under a general waiver to exclude them from Buy America Requirements. To qualify for the exemption the components must comprise of 55% of the value of materials in the item. The final assembly must also be performed domestically.

- Pavement Marking Paint Requirements for Standard Waterborne and Temporary

1.0 Description. High Build acrylic waterborne pavement marking paint shall be used in lieu of standard acrylic waterborne pavement marking paint for all Standard Waterborne Pavement Marking Paint items and all Temporary Pavement Marking Paint items. Paint thickness, bead type, bead application rate, retroreflectivity requirements, and all other specifications shall remain as stated in the Missouri Standard Specifications for Highway Construction, except as otherwise amended in the contract documents.

2.0 Material Requirements. Material requirements for Sec 620.20.2.5 Standard Waterborne Paint, and Sec 620.10.2 Temporary Pavement Marking Paint shall be per Sec 1048.20.1.2 High Build Acrylic Waterborne Pavement Marking Paint.

- ***Delete paragraph 15.0 of the General Provision Disadvantaged Business Enterprise (DBE) Program Requirements and substitute the following:***

15.0 Data Collection from Bidders for DBE and Non-DBE Subcontractors, Suppliers, Manufacturers and/or Brokering used and not used in bids during the reporting period. MoDOT is a recipient of federal funds and is required by 49 CFR 26.11, to provide data about its DBE program. The information shall consist of all subcontractor quoting received for actual use and of consideration by the prime bidder. MoDOT will be requesting this information from bidding prime contractors and will provide prime bidders a form to submit the data by the last day of each month for the current letting. The information shall only include the names of both DBE and non-DBE companies that the prime bidders received quotes. MoDOT will then contact the DBEs and non-DBE subcontractors and request additional information from DBE and non-DBE subcontractors including current year of gross receipts and number of years in business. The information provided by the prime bidders shall not include any bid quote pricing regardless if it was used or not. This information will aid MoDOT in the determination of the availability of DBEs and will be used in subsequent availability studies.

- Third-Party Test Waiver for Concrete Aggregate

1.0 Description. Third party tests may be allowed for determining the durability factor for concrete pavement and concrete masonry aggregate.

2.0 Material. All aggregate for concrete shall be in accordance with Sec 1005.

2.1 MoDOT personnel shall be present at the time of sampling at the quarry. The aggregate sample shall be placed in an approved tamper-evident container (provided by the quarry) for shipment to the third-party testing facility.

2.2 AASHTO T 161 Method B Resistance of Concrete to Rapid Freezing and Thawing, shall be used to determine the aggregate durability factor. All concrete beams for testing shall be 3-inch wide by 4-inch deep by 16-inch long or 3.5-inch wide by 4.5-inch deep by 16-inch long. All beams for testing shall receive a 35-day wet cure fully immersed in saturated lime water prior to initiating the testing process.

2.3 Concrete test beams shall be made using a MoDOT approved concrete pavement mix design.

3.0 Testing Facility Requirements. All third-party test facilities shall meet the requirements outlined in this provision.

3.1 The testing facility shall be AASHTO accredited.

3.1.1 For tests ran after January 1, 2025, accreditation documentation shall be on file with the Construction and Materials Division prior to any tests being performed.

3.1.2 Construction and Materials Division may consider tests completed prior to January 1, 2025, to be acceptable if all sections of this provision are met, with the exception of 3.1.1. Accreditation documentation shall be provided with the test results for tests completed prior to January 1, 2025. No tests completed prior to September 1, 2024, will be accepted.

3.2 The testing facility shall provide their testing process, list of equipment, equipment calibration documentation, and testing certifications or qualifications of technicians performing the AASHTO T 161 Procedure B tests. The testing facility shall provide details on their freezing and thawing apparatus including the time and temperature profile of their freeze-thaw chamber. The profile shall include the temperature set points throughout the entirety of the freeze-thaw cycle. The profile shall show the cycle time at which the apparatus drains/fills with water and the cycle time at which the apparatus begins cooling the specimens.

3.3 Results, no more than five years old, from the third-party test facility shall compare within ± 2.0 percent of an independent test from another AASHTO accredited test facility or with MoDOT test records, in order to be approved for use (e.g. test facility results in a durability factor of 79, MoDOT's recent durability test factor is 81; this compared within +2 percent). The independent testing facility shall be in accordance with this provision. The comparison test can be from a different sample of the same ledge combination.

3.4 When there is a dispute between the third party durability test results and MoDOT durability test results, the MoDOT durability test result shall govern.

3.5 Test results shall be submitted to MoDOT's Construction and Materials division electronically for final approval. Test results shall include raw data for all measurements of relative modulus of elasticity and percent length change for each individual concrete specimen. Raw data shall include initial measurements made at zero cycles and every subsequent measurement of concrete specimens. Raw data shall include the cycle count and date each measurement was taken. Test results shall also include properties of the concrete mixture as required by AASHTO T 161. This shall include the gradation of the coarse aggregate sample. If AASHTO T 152 is used to measure fresh air content, then the aggregate correction factor for the mix determined in accordance with AASHTO T 152 shall also be included.

4.0 Method of Measurement. There is no method of measurement for this provision. The testing requirements and number of specimens shall be in accordance with AASHTO T 161 Procedure B.

5.0 Basis of Payment. No direct payment will be made to the contractor or quarry to recover the cost of aggregate samples, sample shipments, testing equipment, labor to prepare samples or test samples, or developing the durability report.